

[54] BAIT STATION

[75] Inventor: Scott W. Demarest, Racine County, Wis.

[73] Assignee: S. C. Johnson & Son, Inc., Racine, Wis.

[**] Term: 14 Years

[21] Appl. No.: 250,033

[22] Filed: Sep. 27, 1988

[52] U.S. Cl. D22/122

[58] Field of Search D22/119, 122; 43/107, 43/114, 121, 131

[56] References Cited

U.S. PATENT DOCUMENTS

D. 258,751	3/1981	Lindley	D22/122
D. 273,032	3/1984	Woodruff .	
D. 278,842	5/1985	Woodruff .	
759,030	5/1904	Sheaffer .	
820,341	5/1906	Bedfort .	
1,372,780	3/1921	Schenke .	
1,573,278	2/1926	Schlesinger .	
1,922,702	8/1933	Kristman .	
2,123,995	7/1938	Harroun .	

2,318,634	5/1943	Robinot et al.	43/114
2,977,711	4/1961	Starr .	
3,303,600	2/1967	Freeman	43/131
3,802,116	4/1974	Meguro et al. .	
4,251,946	2/1981	Lindley	43/131
4,485,581	12/1984	Roccaforte	43/114 X
4,485,582	12/1984	Morris .	
4,550,525	11/1985	Baker et al.	43/131
4,563,836	1/1986	Woodruff et al. .	

FOREIGN PATENT DOCUMENTS

2128463A 5/1984 United Kingdom .

Primary Examiner—A. Hugo Word

[57] CLAIM

The ornamental design for a bait station, as shown and described.

DESCRIPTION

FIG. 1 is a perspective view of a bait station showing my new design.
 FIG. 2 is a top plan view of the bait station.
 FIG. 3 is a bottom plan view of the bait station.
 FIG. 4 is a side elevational view thereof taken from the top of FIG. 2; and
 FIG. 5 is a side elevational view thereof taken from the bottom of FIG. 2.

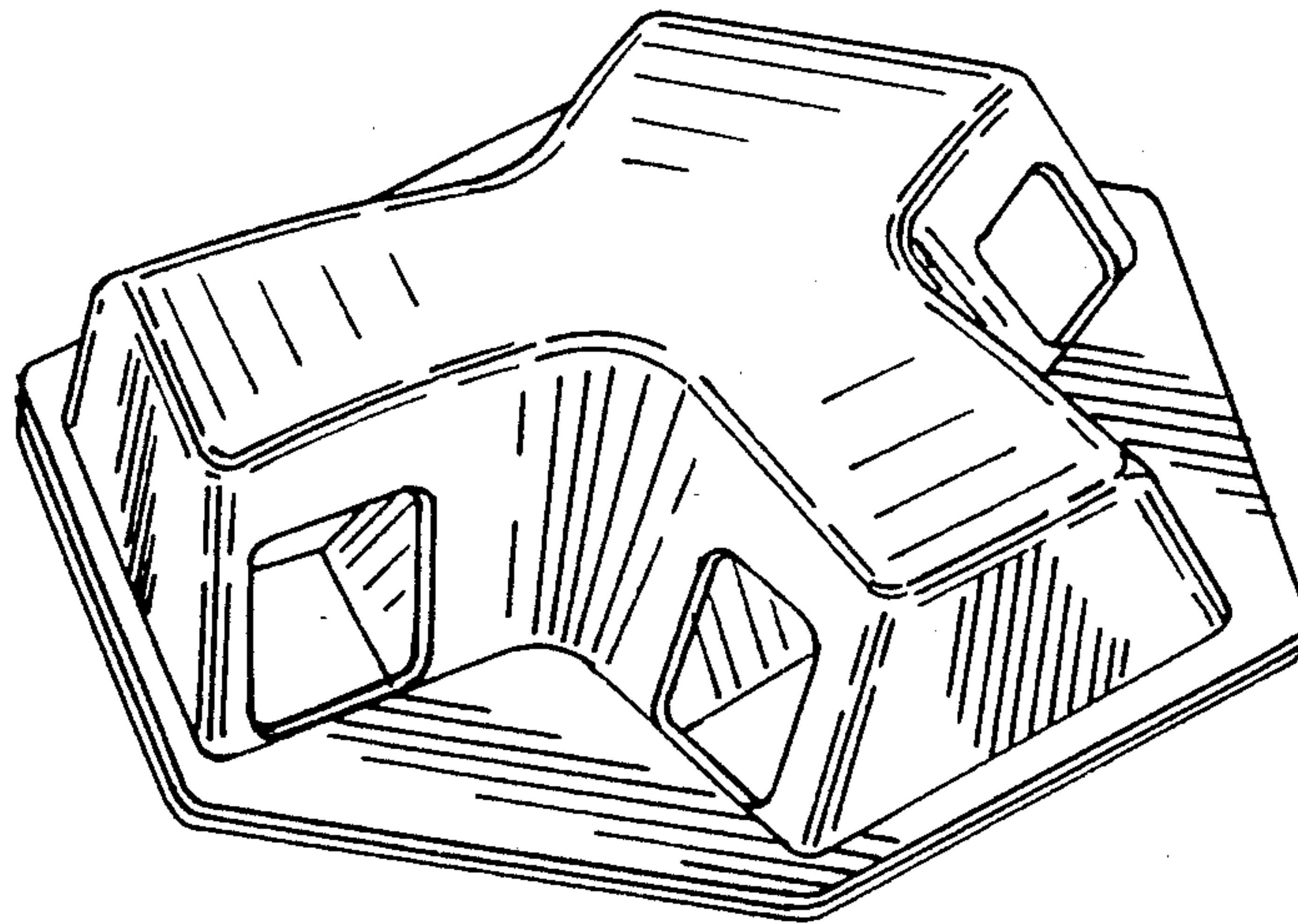


FIG. 1




FIG. 2

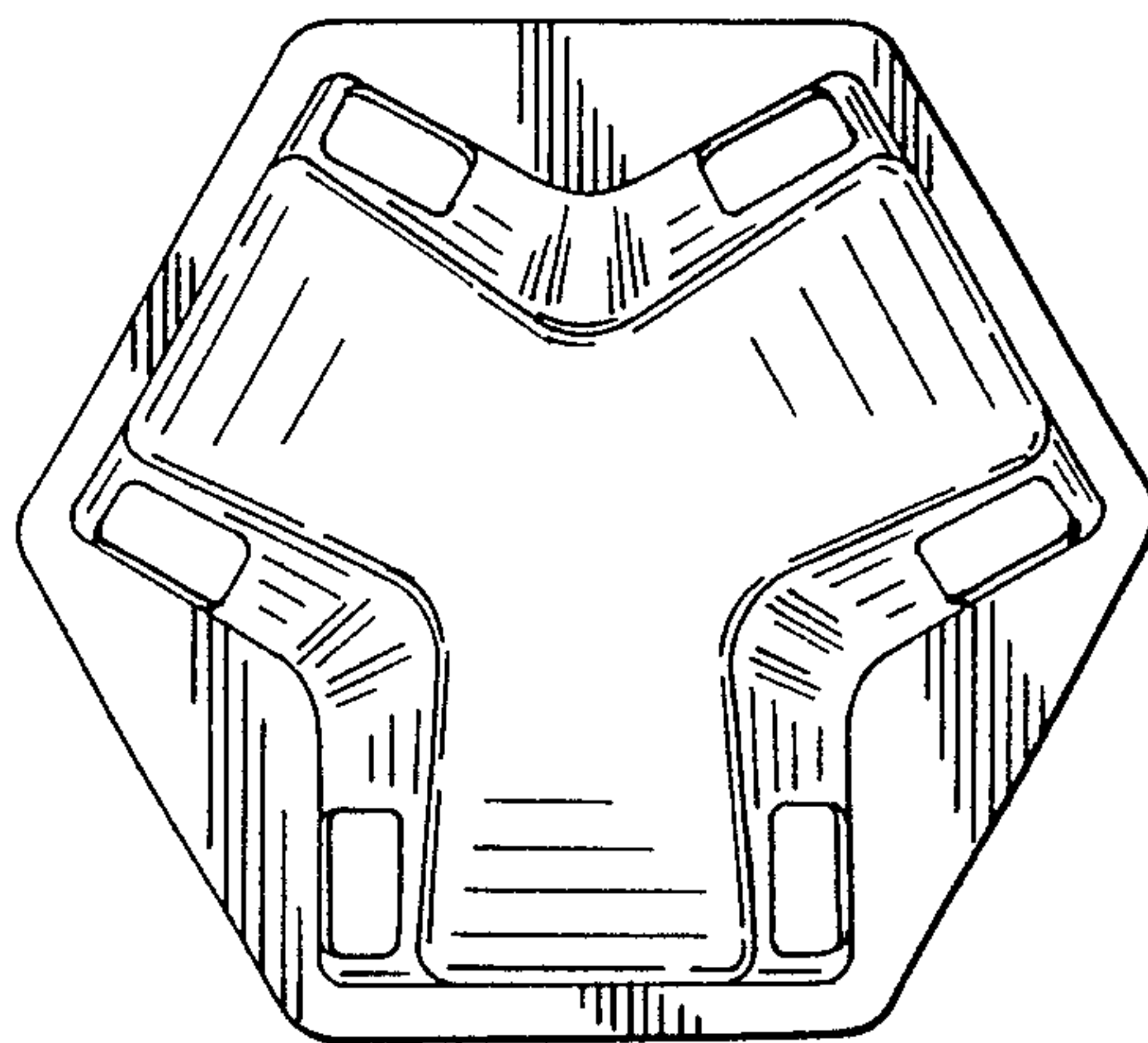


FIG. 4



FIG. 3

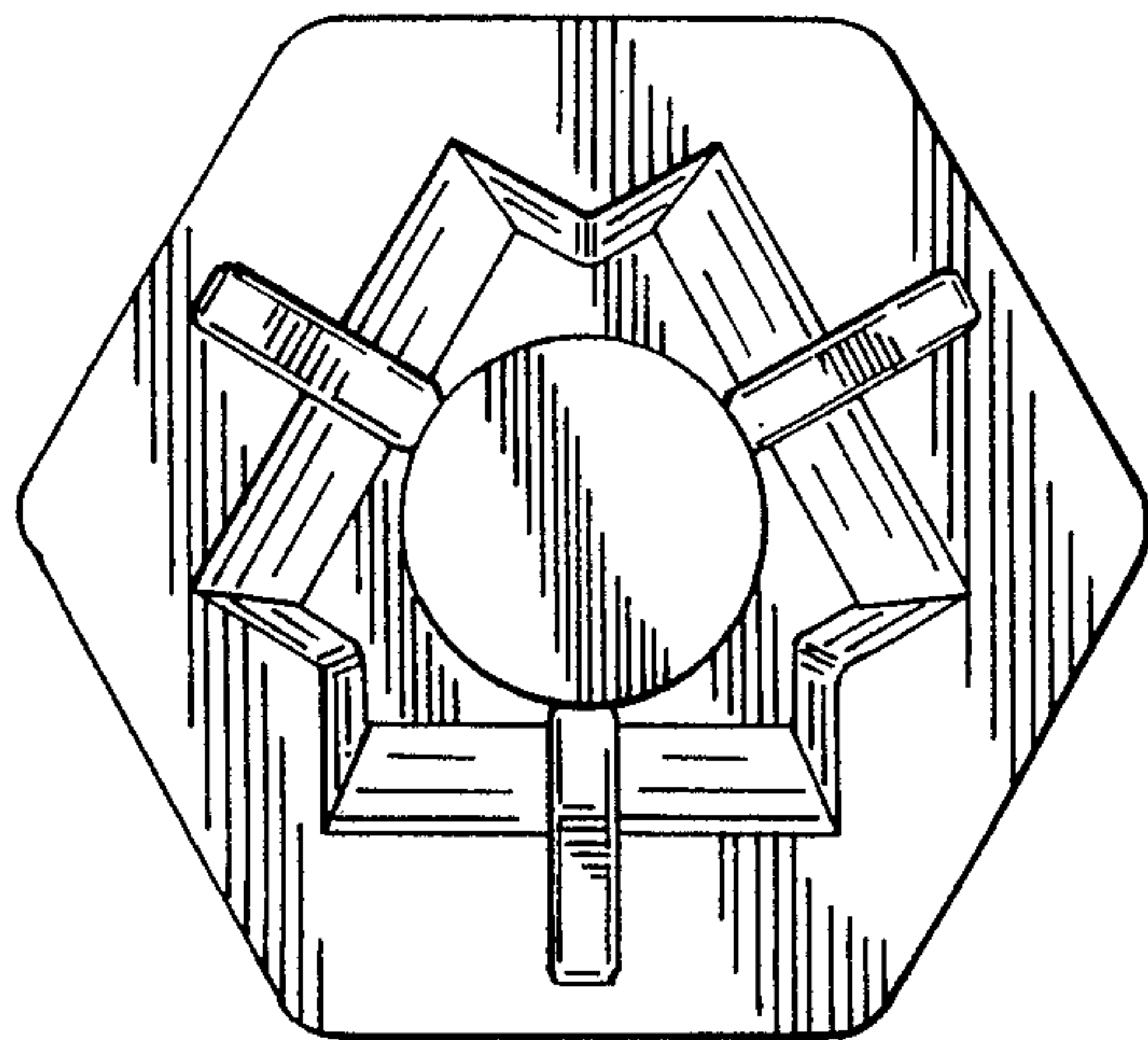


FIG. 5

