

[54] GOGGLE STRAP

[76] Inventor: Wayne Witzel, 978 E. 4555 South, Salt Lake City, Utah 84117

[**] Term: 14 Years

[21] Appl. No.: 139,705

[22] Filed: Dec. 30, 1987

Related U.S. Application Data

[63] Continuation-in-part of Ser. No. 652,130, Sep. 20, 1984.

[52] U.S. Cl. D16/123

[58] Field of Search D16/123-129, D16/107; 351/155-158; 24/3 C; 2/12, 15, 452

[56] References Cited

U.S. PATENT DOCUMENTS

D. 207,187	3/1967	Gould	D57/1
D. 294,710	3/1988	Witzel	D16/123
869,741	10/1907	Seitzman	.	
1,153,260	9/1915	Salka	.	
2,537,768	1/1951	Laporte	2/15
2,758,309	8/1956	Baratelli	2/14
3,173,147	3/1965	Gross et al.	2/14
4,112,521	9/1978	Uke	2/452
4,122,847	10/1978	Craig	128/132 R

4,176,410	12/1979	Matthias	2/436
4,411,263	10/1983	Cook	128/132 R
4,520,510	6/1985	Daigle	2/452

FOREIGN PATENT DOCUMENTS

996301	9/1976	Canada	2/42
928963	12/1947	France	2/452

Primary Examiner—James R. Largen
Assistant Examiner—Clare E. Heflin
Attorney, Agent, or Firm—Workman, Nydegger & Jensen

[57] CLAIM

The ornamental design for a goggle strap, as shown and described.

DESCRIPTION

FIG. 1 is a perspective view of a goggle strap showing my new design, it being understood that the broken line showing of a person wearing the goggle strap is for illustrative purposes only.

FIG. 2 is a rear elevational view thereof.


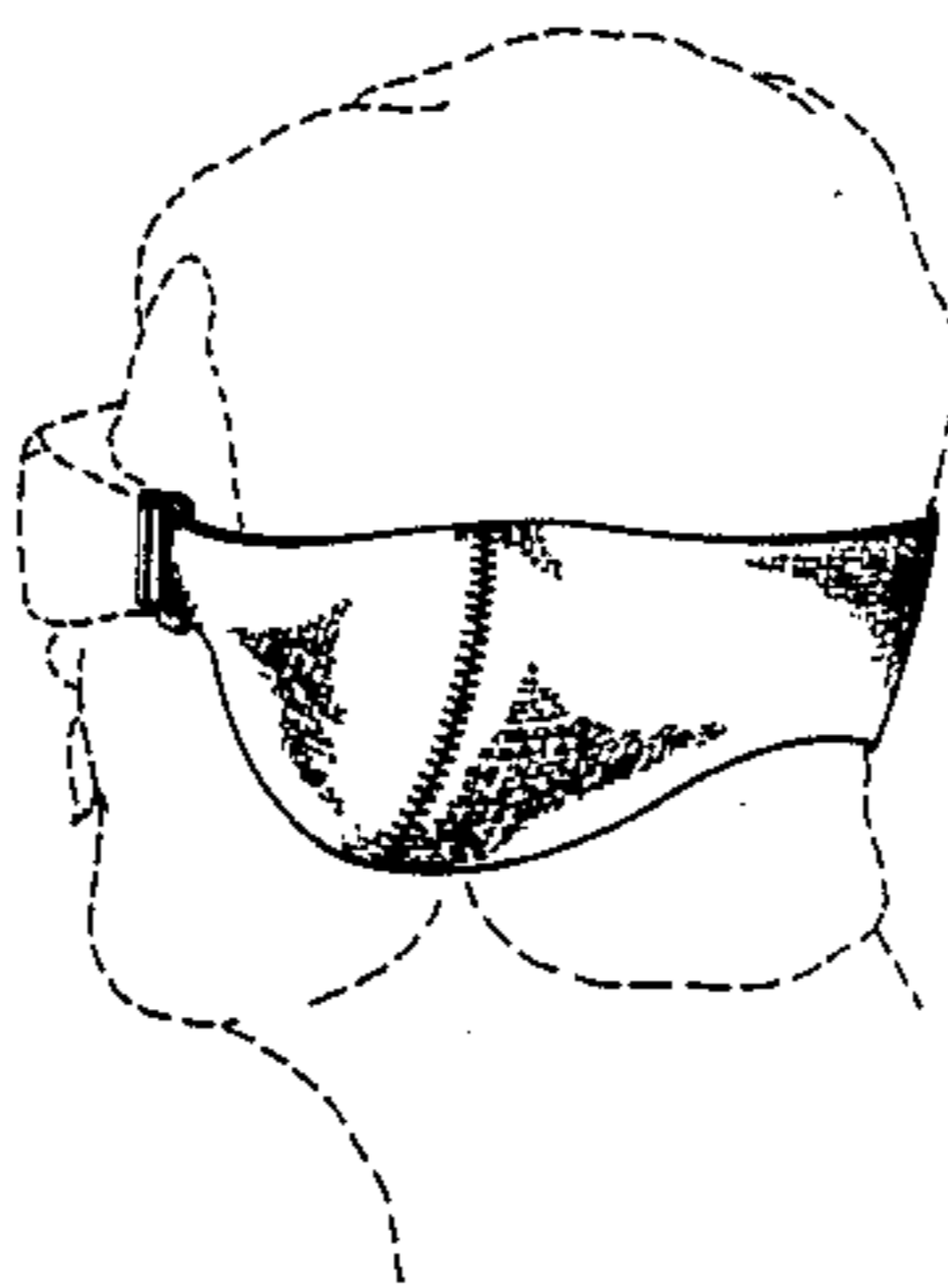
FIG. 3 is a top plan view thereof.

FIG. 4 is a front elevational view thereof.

FIG. 5 is a bottom plan view thereof.

FIG. 6 is a left side elevational view thereof.

FIG. 7 is a right side elevational view thereof.



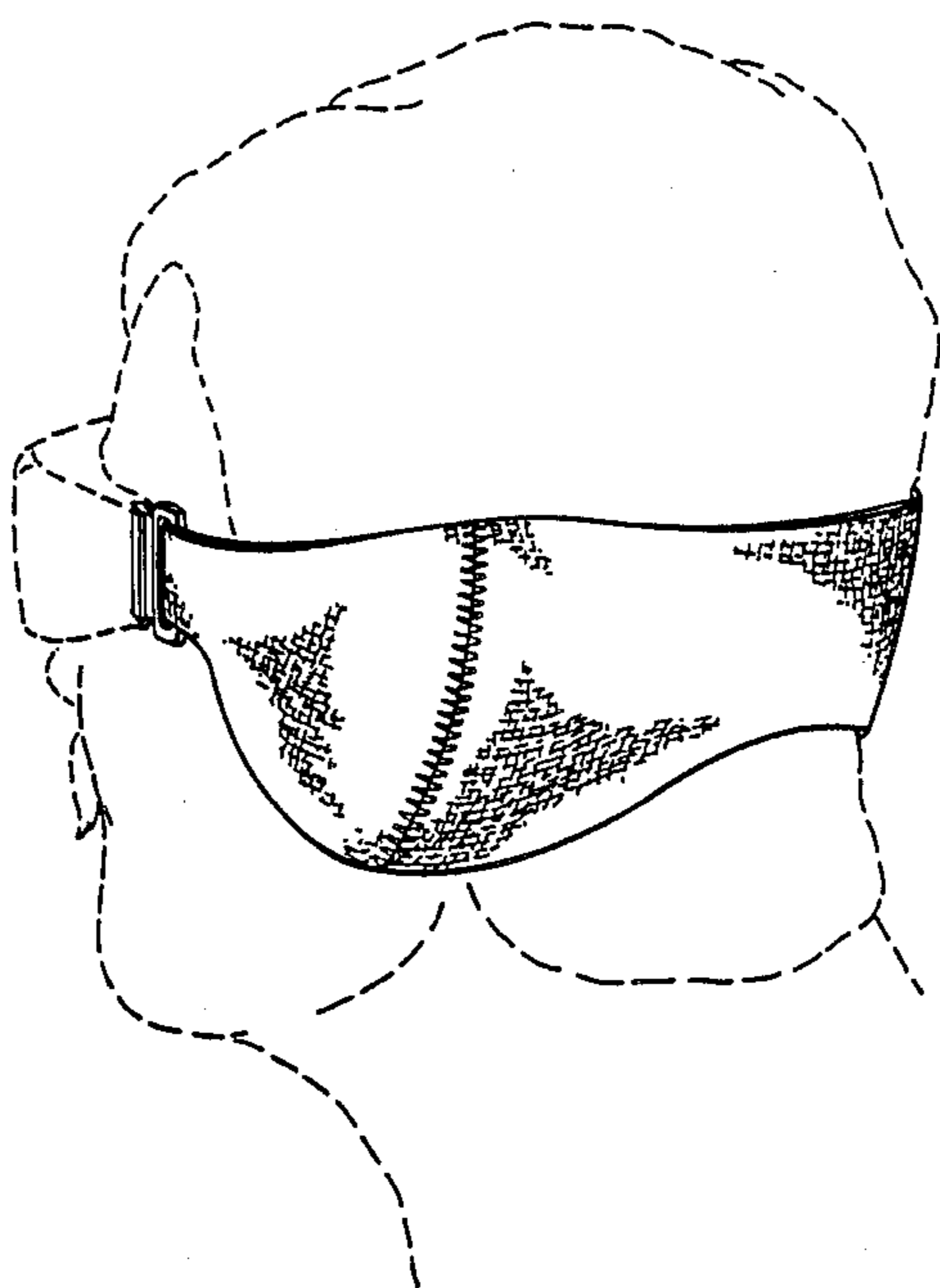


FIG. 1

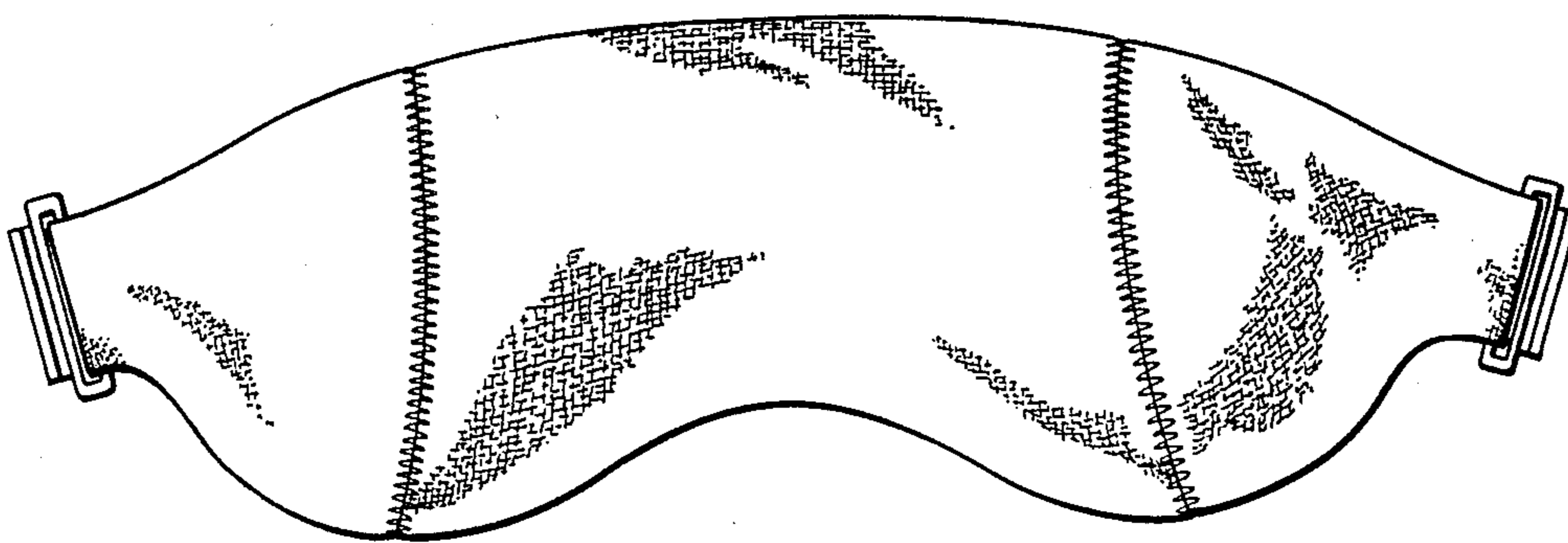


FIG. 2



FIG. 3

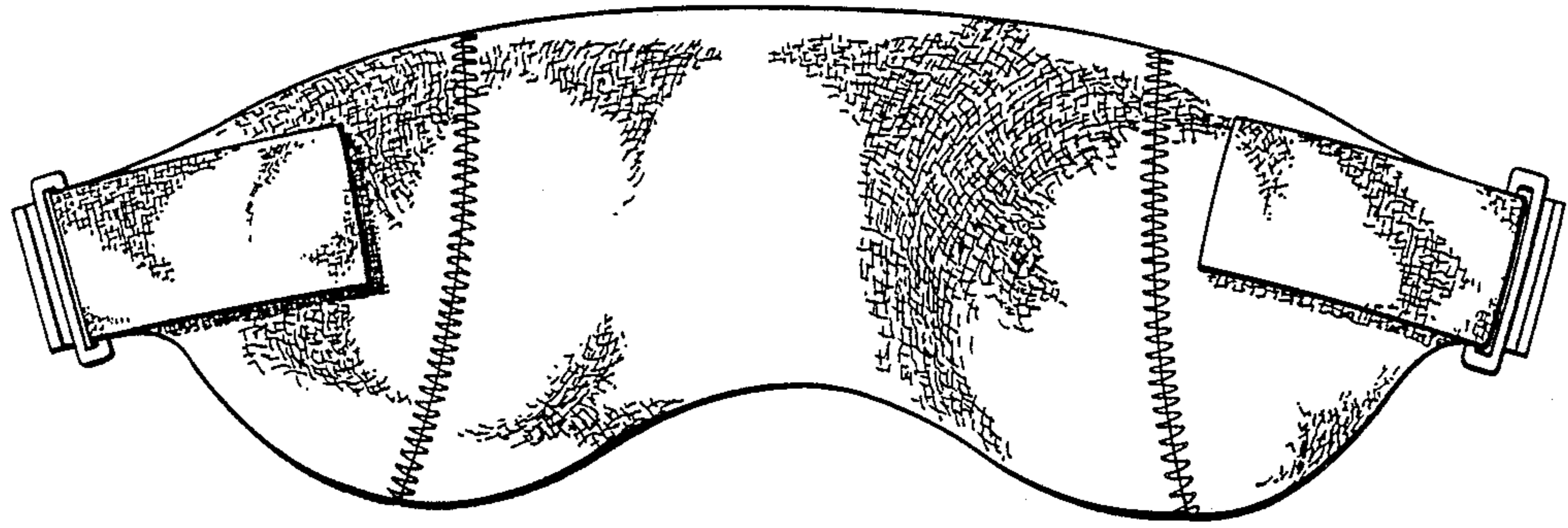


FIG. 4




FIG. 5

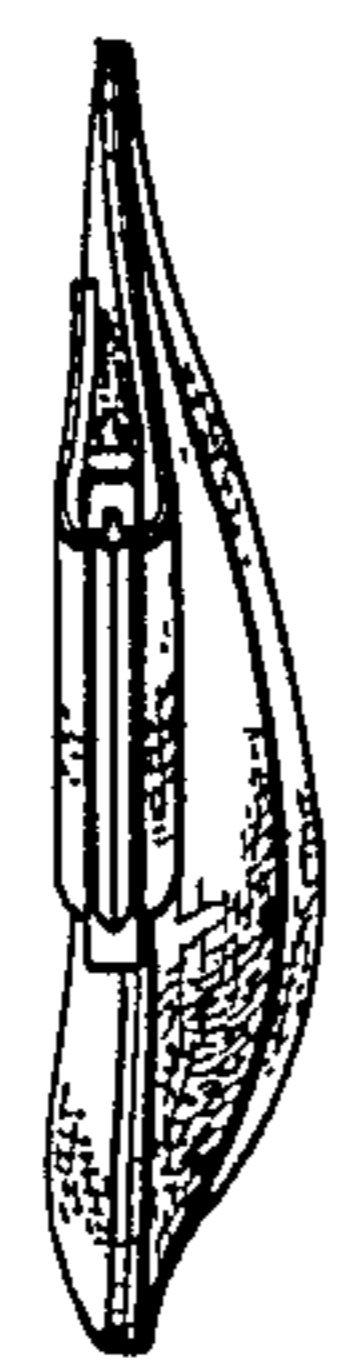


FIG. 6



FIG. 7