

[54] **SPEAKER CABINET**

[75] Inventor: Jerry F. Freed, Fort Worth, Tex.

[73] Assignee: Rhythm Band, Inc., Fort Worth, Tex.

[\*\*] Term: 14 Years

[21] Appl. No.: 48,809

[22] Filed: May 12, 1987

[52] U.S. Cl. .... D14/213; D14/214

[58] Field of Search ..... D14/204-216,  
D14/219-224, 172, 185, 162, 188, 194, 195;  
312/7.1; 381/24, 86-88, 90, 159, 182, 186, 205;  
181/144, 148, 152, 153, 155, 157, 198, 199

[56] **References Cited**

**U.S. PATENT DOCUMENTS**

- D. 228,523 10/1973 Wilkes ..... D14/172
- D. 239,012 3/1976 Ross ..... D14/195
- D. 240,315 6/1976 Kimbell et al. .... D14/195

**OTHER PUBLICATIONS**

Stereo Review, Jul. 1986, p. 126, top right—Nady Wireless Speaker.  
High Fidelity, May 1982, p. 67, center—Shure 711 Loudspeaker.


*Primary Examiner*—Melvin B. Feifer  
*Assistant Examiner*—Theodore M. Shooman  
*Attorney, Agent, or Firm*—Arthur F. Zobal

[57] **CLAIM**


The ornamental design for a speaker cabinet, as shown and described.

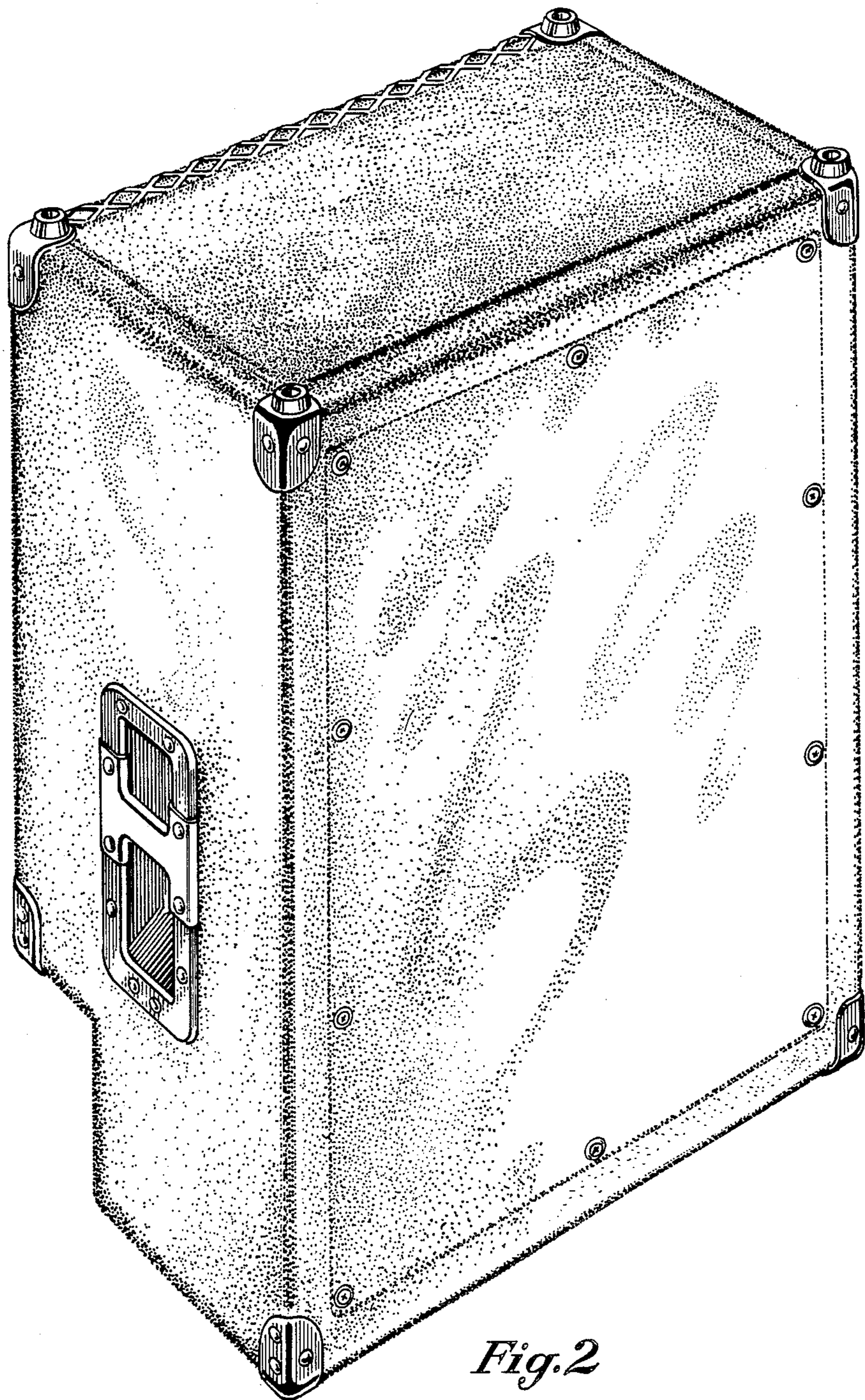
**DESCRIPTION**

FIG. 1 is a top, front and left side isometric view of a speaker cabinet showing my new design; and FIG. 2 is a top, rear and right side isometric view thereof.  
The bottom of the speaker cabinet is plane and unornamented.



*Fig. 1*





*Fig. 2*