

[54] **TELEPHONE SET**

[75] **Inventor: David Atkins, Clifton Hill, Australia**

[73] **Assignee: Australian Telecommunications Corporation, Melbourne, Australia**

[**] **Term: 14 Years**

[21] **Appl. No.: 258,980**

[22] **Filed: Oct. 17, 1988**

[30] **Foreign Application Priority Data**

Apr. 22, 1988 [AU] Australia 1299/88
 [52] **U.S. Cl. D14/151; D14/142; D14/149**

[58] **Field of Search D14/140, 141, 142, 150, D14/151; 379/440, 436, 435, 431, 419, 420, 428, 422**

[56] **References Cited**

U.S. PATENT DOCUMENTS

- D. 211,737 7/1968 Dreyfuss D14/151
- D. 232,230 7/1974 Davis et al. D14/151
- D. 257,978 1/1981 Festa et al. D14/151
- D. 259,419 6/1981 Carter D14/151
- D. 270,155 8/1983 Shimizu D14/53
- D. 280,720 9/1985 Miura et al. D14/58
- D. 283,508 4/1986 Miyake D14/53
- D. 284,469 7/1986 Ando D14/58
- D. 285,557 9/1986 Bucko D14/151
- D. 286,042 10/1986 Fukutani D14/151
- D. 287,363 12/1986 Klaiber et al. D14/62
- D. 287,585 1/1987 Brown et al. D14/151
- D. 287,851 1/1987 Hoi D14/53
- D. 288,562 3/1987 Asaki D14/58
- D. 288,809 3/1987 Asaki et al. D14/151
- D. 291,563 8/1987 Perry D14/146
- D. 292,207 10/1987 Okuda D14/58
- D. 292,284 10/1987 Rittenhouse et al. D14/62

- D. 293,571 1/1988 Buchin D14/53
- D. 294,023 2/1988 Sekiguchi et al. D14/58
- D. 294,251 2/1988 Sekiguchi et al. D14/58
- D. 294,693 3/1988 Wu D14/53
- D. 294,940 3/1988 Brown et al. D14/151
- D. 295,040 4/1988 Brown et al. D14/58
- D. 295,407 4/1988 Aschauer D14/151
- D. 298,128 10/1988 Atkins D14/53
- D. 300,319 3/1989 Stokholm et al. D14/151
- D. 300,931 5/1989 Strenwalt D14/142 X
- 4,587,379 5/1986 Masuda D14/146 X

FOREIGN PATENT DOCUMENTS

- 3238092 4/1984 Fed. Rep. of Germany 379/387
- 3408881 5/1985 Fed. Rep. of Germany 379/354

OTHER PUBLICATIONS

- B. A. Pargh Co., Inc. catalogue (1985), p. 317, Panasonic.
- B. A. Pargh Co., Inc. catalogue (1985), p. 333, GTE-32821GTE.

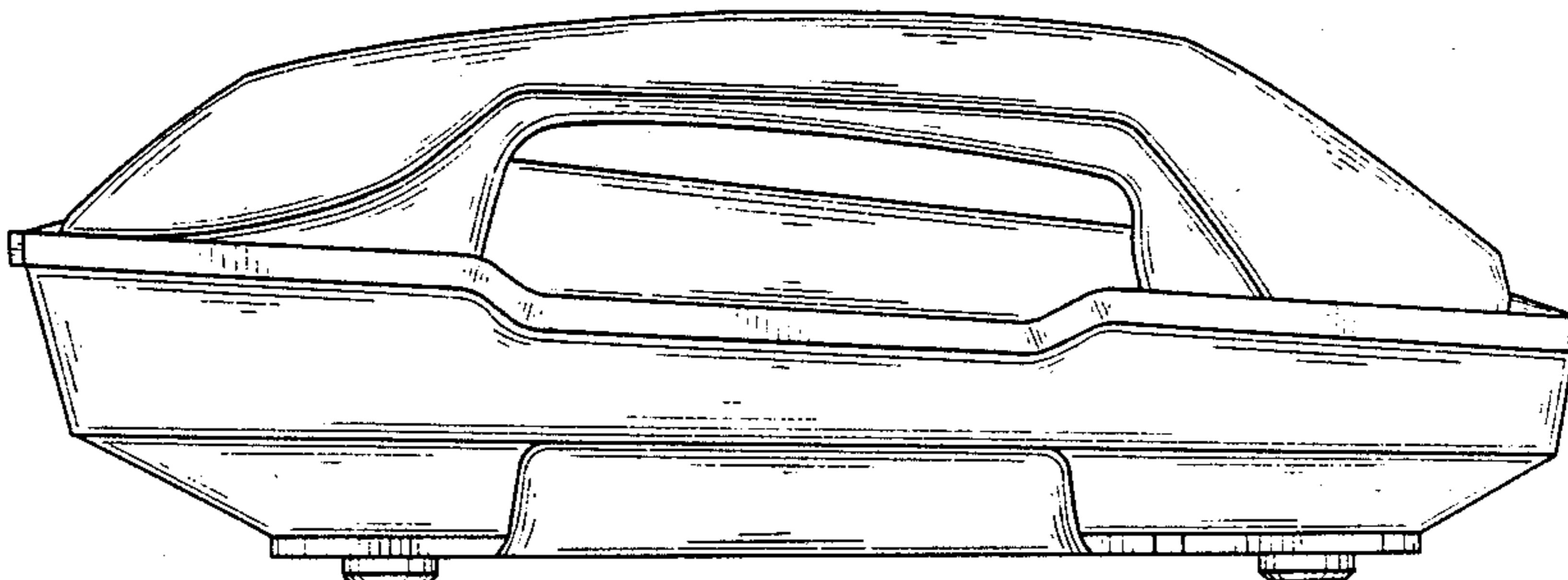

Primary Examiner—Horace B. Fay, Jr.
Attorney, Agent, or Firm—Fish & Richardson

[57] **CLAIM**

The ornamental design for telephone set, as shown and described.

DESCRIPTION

FIG. 1 is a top and right side perspective view of a telephone set showing my new design in cradled relationship;
 FIGS. 2 and 3 are respectively front and rear elevational views thereof;
 FIGS. 4 and 5 are respectively right and left side elevational views thereof; and
 FIGS. 6 and 7 are respectively top and bottom plan views thereof.






FIG. 1

FIG. 2

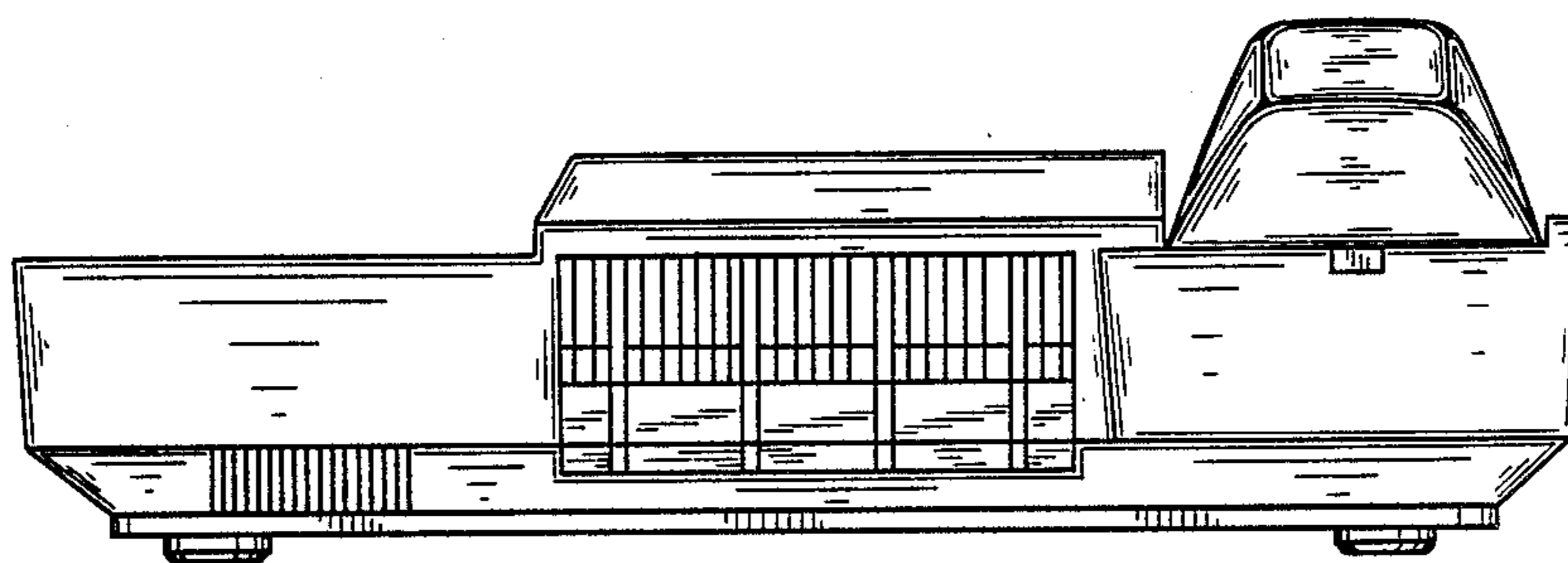
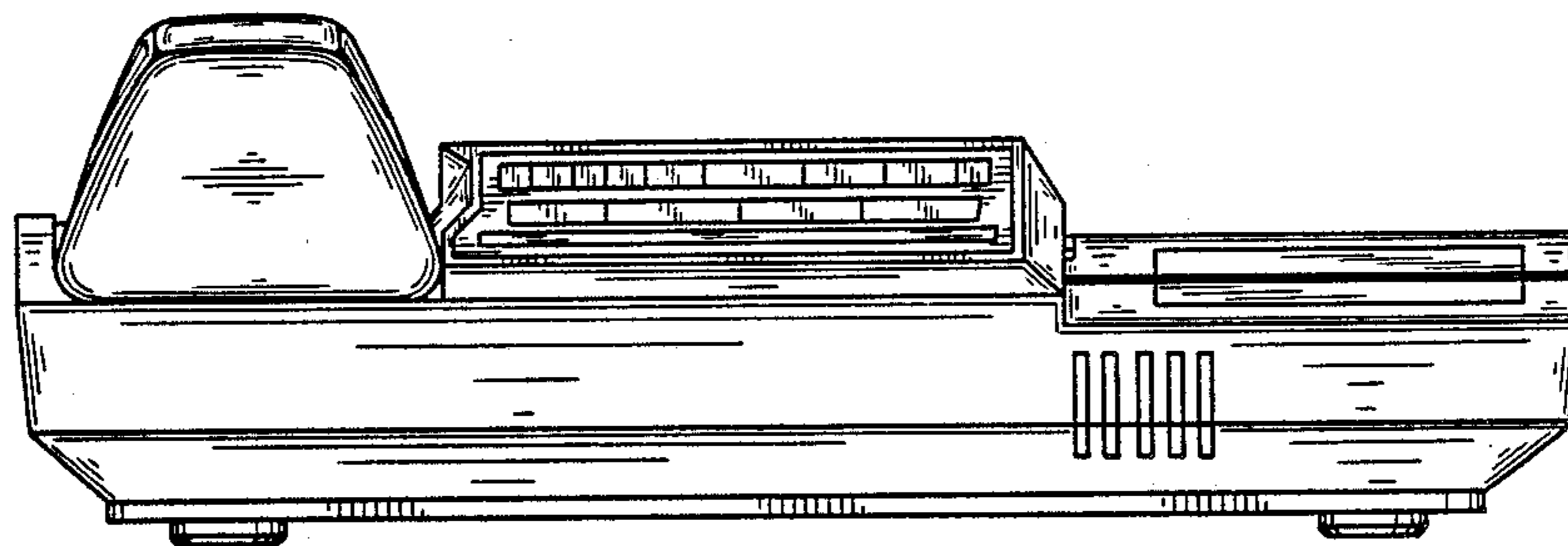


FIG. 3

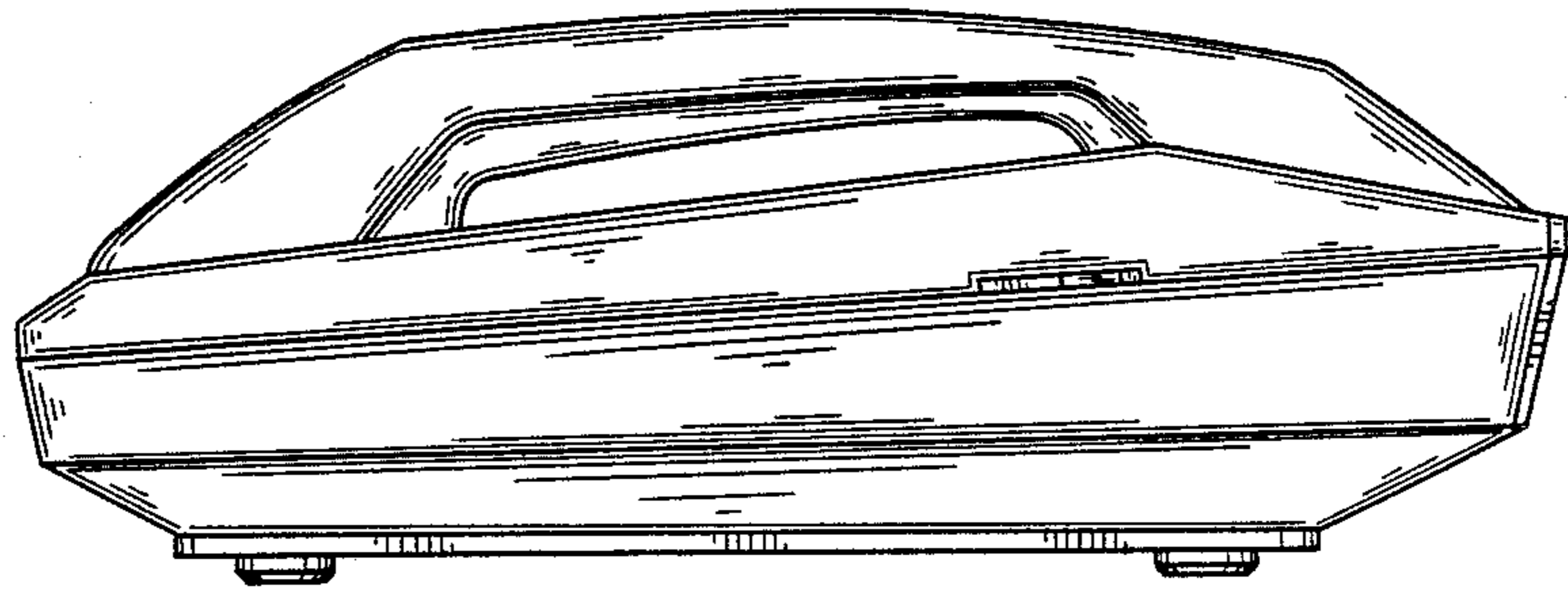


FIG. 4

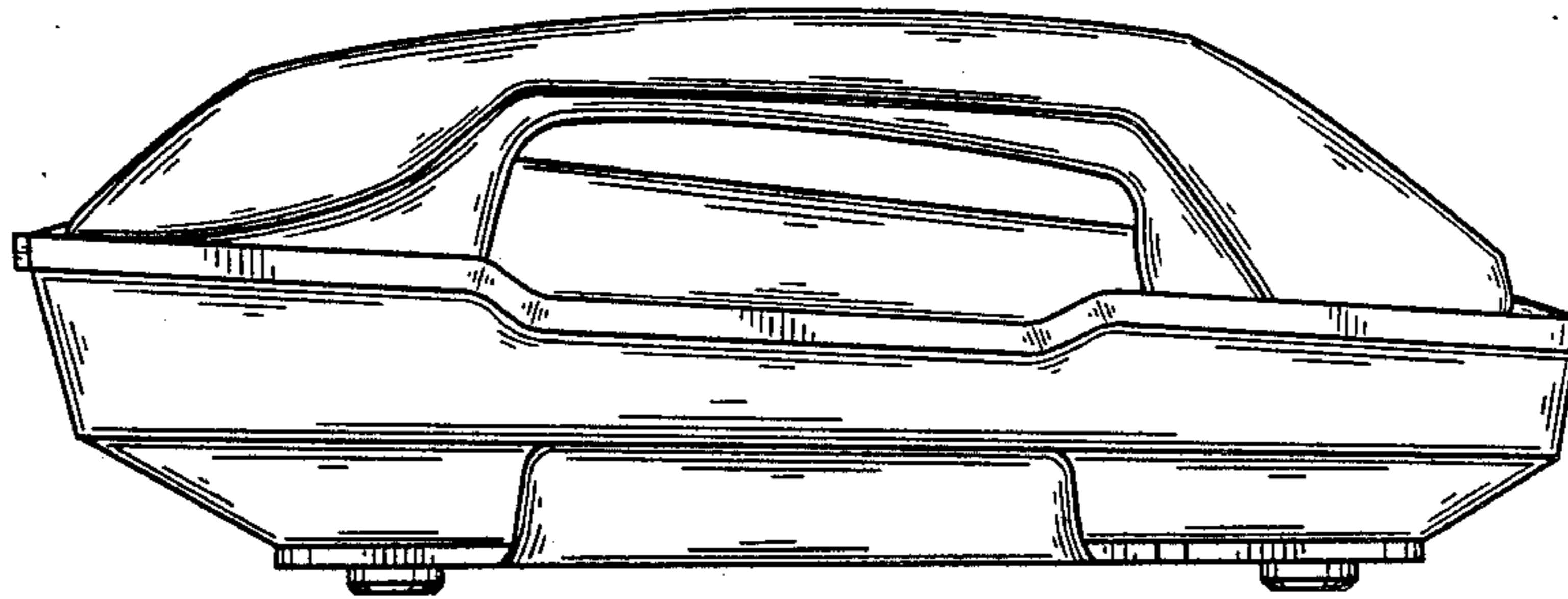


FIG. 5

FIG. 6



FIG. 7

