

[54] MEMORY CARD FOR A COMPUTER SYSTEM

[75] Inventors: Toshinobu Banjo; Shigeo Onoda, both of Itami, Japan

[73] Assignee: Mitsubishi Denki Kabushiki Kaisha, Tokyo, Japan

[**] Term: 14 Years

[21] Appl. No.: 79,505

[22] Filed: Jul. 30, 1987

[30] Foreign Application Priority Data

Mar. 20, 1987 [JP] Japan 62-10447

[52] U.S. Cl. D14/117

[58] Field of Search D14/100, 105, 107, 114, D14/117; D13/40; 235/379, 380-382, 454, 455, 462, 469, 470, 493, 479, 441, 449, 463, 464, 487, 465, 471, 443, 480; 361/331, 380, 390-395, 399; 369/109, 106, 275

[56] References Cited

U.S. PATENT DOCUMENTS

- D. 298,326 11/1988 Kimura D14/114
- D. 298,327 11/1988 Kimura D14/114
- 4,650,975 3/1987 Kitchener 235/380 X
- 4,727,246 2/1988 Hara et al. 235/441 X
- 4,736,094 4/1988 Yoshida 235/379
- 4,780,603 10/1988 Hamada 235/441 X

OTHER PUBLICATIONS

"Towa IC Card-Card System", Towa Electron Co., Ltd.

"Material Series for IC Card" Sumitomo Bakelite Co., Ltd.

"Memory Card", Fujisoku.

"Bee Card", Mitsubishi Plastics Industries Limited.

"Bee Card S-RAM", Mitsubishi Plastics Industries Limited.

Primary Examiner—Susan J. Lucas

Assistant Examiner—Freda S. Nunn

Attorney, Agent, or Firm—Wenderoth, Lind & Ponack

[57] CLAIM

The ornamental design for a memory card for a computer system, as shown and described.

DESCRIPTION

FIG. 1 is a front elevational view of a memory card for a computer showing our new design;

FIG. 2 is a rear elevational view thereof;

FIG. 3 is a top plan view thereof;

FIG. 4 is a bottom plan view thereof;

FIG. 5 is a left side elevational view thereof;

FIG. 6 is a right side elevational view thereof; and

FIG. 7 is a top plan view thereof, the shutter shown in the open position after it has been slid in the direction of A.

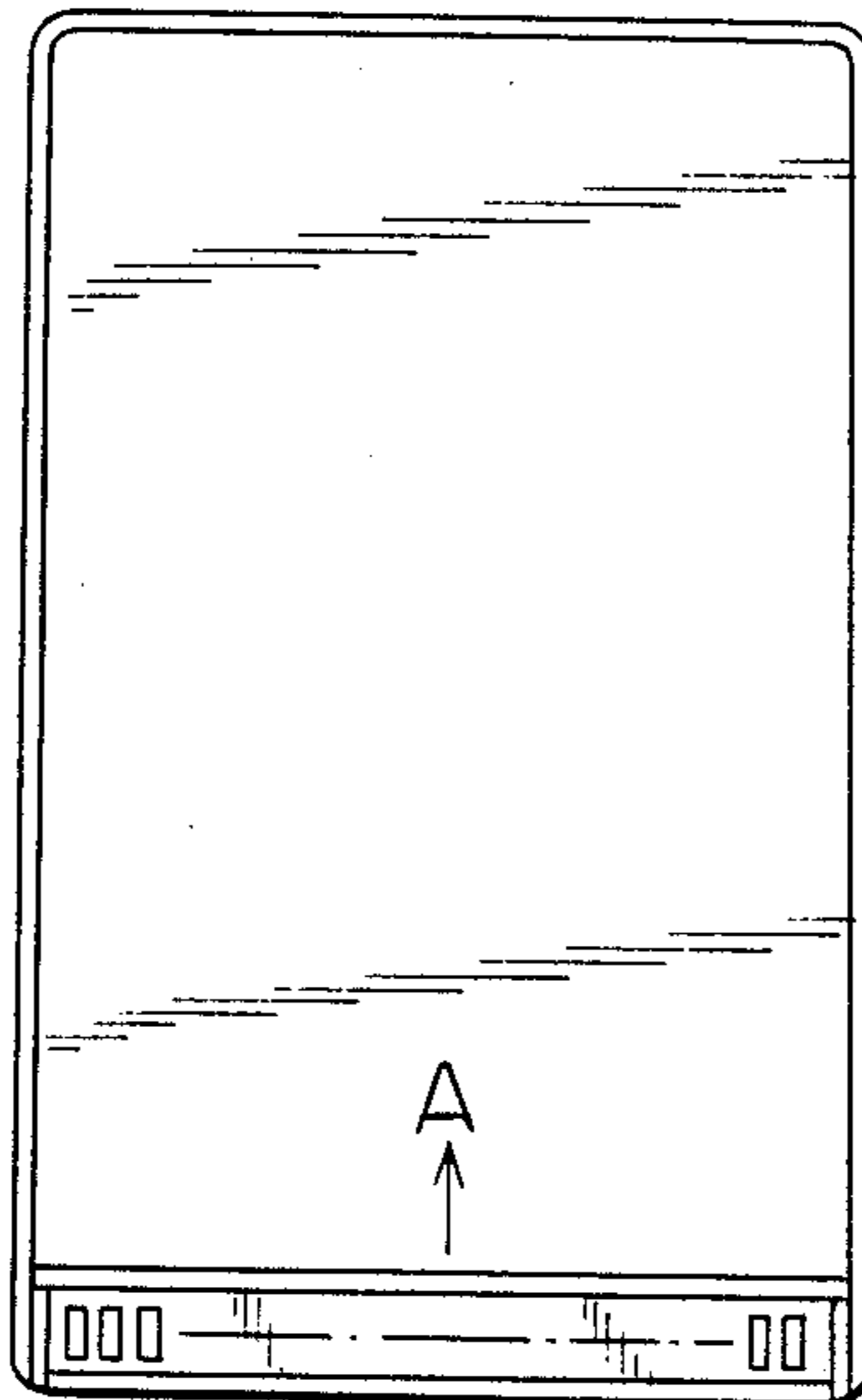


FIG. 1




FIG. 2



FIG. 5



FIG. 3




FIG. 4




FIG. 6



FIG. 7

