

[54] MICROWAVE OVEN

[75] Inventor: Wataru Iwahashi, Osaka, Japan

[73] Assignee: Sharp Corporation, Osaka, Japan

[*] Notice: The portion of the term of this patent subsequent to Jan. 23, 2004 has been disclaimed.

[**] Term: 14 Years

[21] Appl. No.: 130,729

[22] Filed: Dec. 9, 1987

[30] Foreign Application Priority Data

Jun. 9, 1987 [JP] Japan 62-23712

[52] U.S. Cl. D7/351

[58] Field of Search D7/350, 351; 219/10.55 R, 10.55 A, 10.55 B, 10.55 C, 10.55 D, 10.55 F, 10.55 M

[56] References Cited

U.S. PATENT DOCUMENTS

D. 239,250 3/1976 Kawata et al. D7/351

D. 280,968 10/1985 Song D7/351
D. 290,082 6/1987 Song D7/351
D. 292,469 10/1987 Nakagawa et al. D7/350
D. 294,107 2/1988 Katagami et al. D7/350



Primary Examiner—Nelson C. Holtje
Assistant Examiner—Ruth Takemoto
Attorney, Agent, or Firm—Flehr, Hohbach, Test, Albritton & Herbert


[57] CLAIM

The ornamental design for a microwave oven, as shown and described.


DESCRIPTION

FIG. 1 is a perspective view of a microwave oven showing my new design;
FIG. 2 is a front elevational view thereof;
FIG. 3 is a front elevational view thereof with the door open;
FIG. 4 is a rear elevational view thereof;
FIG. 5 is a top plan view thereof;
FIG. 6 is a bottom plan view thereof;
FIG. 7 is a right side elevational view thereof; and
FIG. 8 is a left side elevational view thereof.







FIG_1




FIG_2



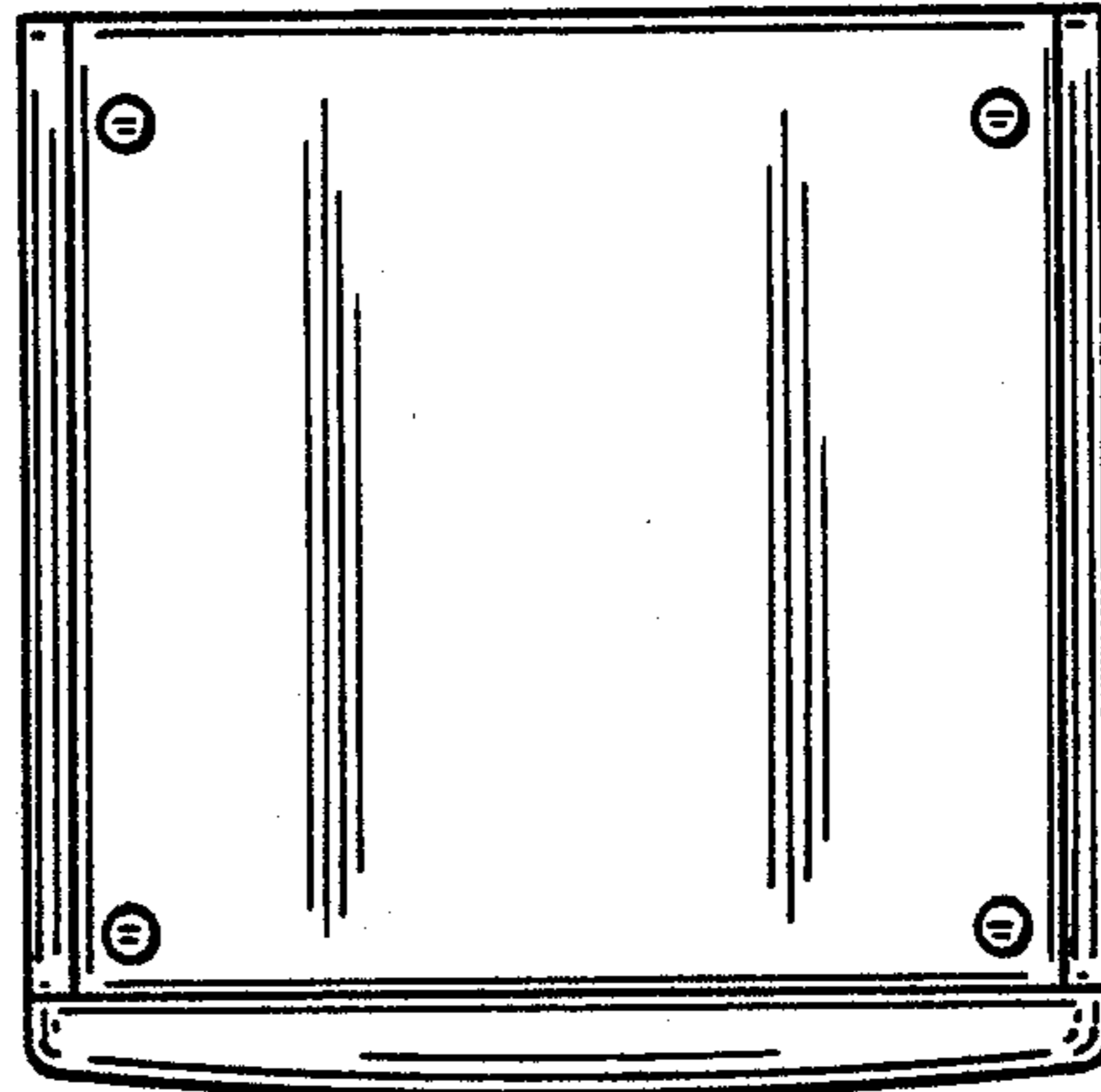
FIG_3




FIG_4



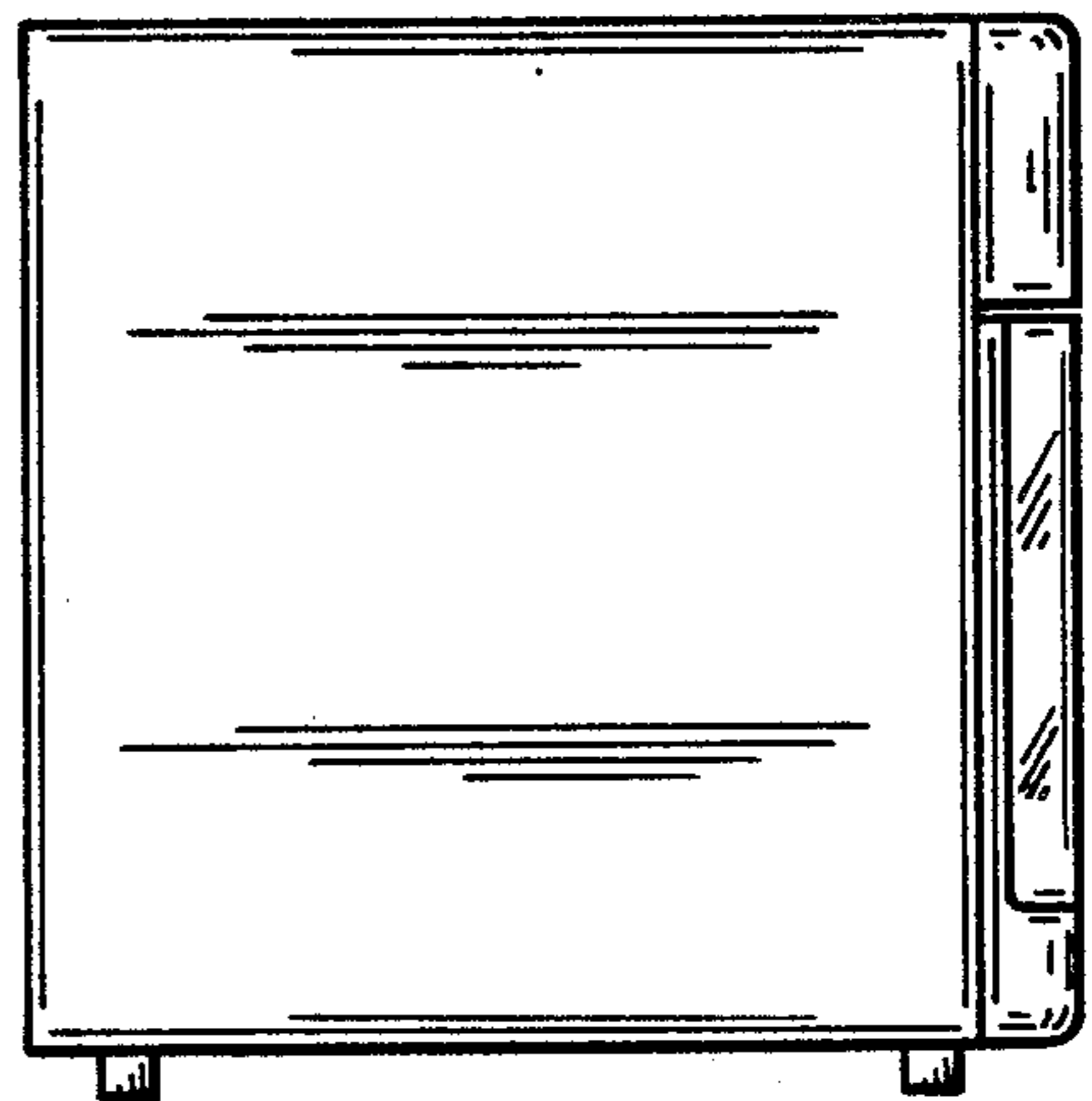
FIG_5



FIG_6



FIG_7



FIG_8