

# United States Patent [19]

DeVito

[11] Patent Number: **Des. 305,835**

[45] Date of Patent: **\*\* Feb. 6, 1990**

[54] **GARMENT HANGER**

[75] Inventor: **Joseph DeVito, Hauppauge, N.Y.**

[73] Assignee: **Plasti-form Enterprises, Inc., Deer Park, N.Y.**

[\*\*] Term: **14 Years**

[21] Appl. No.: **253,735**

[22] Filed: **Oct. 5, 1988**

[52] U.S. Cl. .... **D6/326**

[58] Field of Search ..... **D6/315, 318, 319, 326; 211/113; 223/91, 93, 95, 96, 85**

[56] **References Cited**

**U.S. PATENT DOCUMENTS**

- D. 164,710 10/1951 Perry ..... D6/319
- D. 196,405 9/1963 Levine et al. .... D6/319
- D. 202,240 9/1965 Bissonnette ..... D6/318
- 3,346,879 10/1967 Buzzelli ..... 223/85
- 4,623,079 11/1986 Tendrup et al. .

4,629,102 12/1986 Tendrup et al. .

4,703,878 11/1987 Louw ..... 223/95

*Primary Examiner*—B. J. Bullock

*Attorney, Agent, or Firm*—Scully, Scott, Murphy & Presser

[57] **CLAIM**

The ornamental design for a garment hanger, as shown and described.

**DESCRIPTION**

FIG. 1 is a front elevational view of a garment hanger showing our new design, the reverse side being a mirror image thereof;

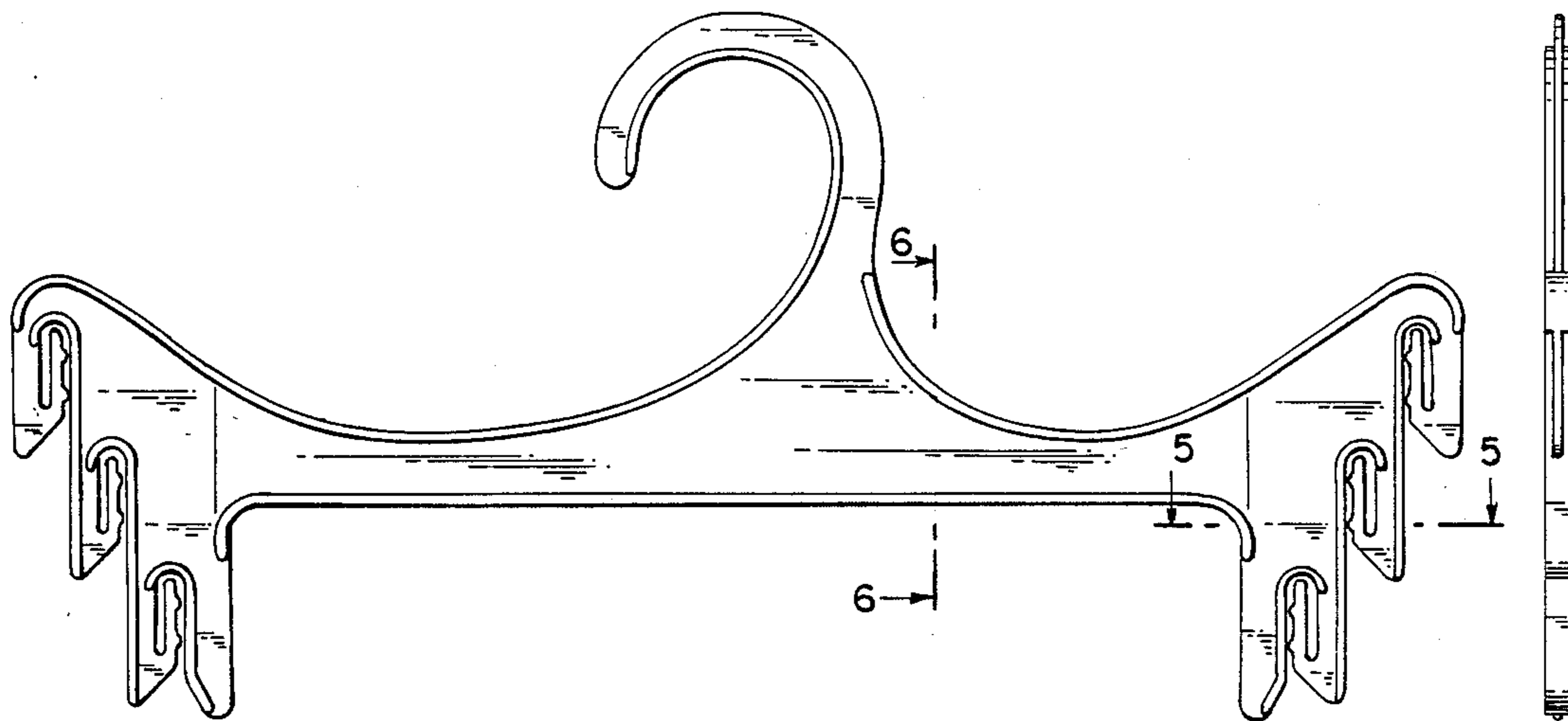
FIG. 2 is a top plan view thereof;

FIG. 3 is a right end elevational view thereof;

FIG. 4 is a bottom plan view thereof;

FIG. 5 is a sectional view taken in the direction of the arrows on line 5—5 of FIG. 1;

FIG. 6 is a sectional view taken in direction of the arrows on line 5—5 of FIG. 1.



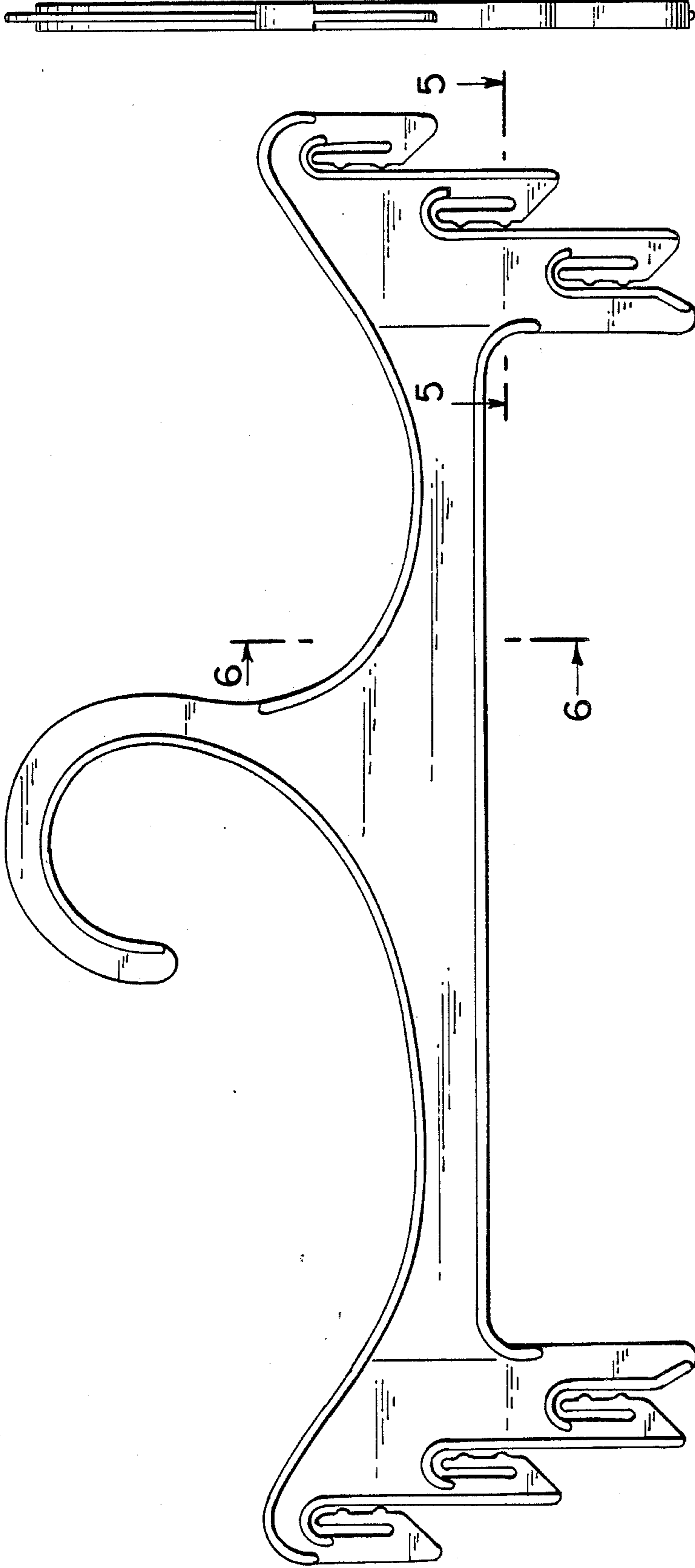


Fig. 1




Fig. 3



Fig. 2



Fig. 4



Fig. 5



Fig. 6