

United States Patent [19]

Ullmann

[11] Patent Number: Des. 305,807

[45] Date of Patent: ** Jan. 30, 1990

[54] DRY SHAVER

[75] Inventor: **Roland Ullmann,**
Offenbach-Rumpenheim, Fed. Rep.
of Germany

[73] Assignee: **Braun Aktiengesellschaft, Kronberg,**
Fed. Rep. of Germany

[**] Term: **14 Years**

[21] Appl. No.: **132,545**

[22] Filed: **Dec. 7, 1987**

[30] Foreign Application Priority Data

Jun. 6, 1987 [DE] Fed. Rep. of Germany ... 73MR9590

[52] U.S. Cl. **D28/51**

[58] Field of Search **D28/44-54;**
30/29.5, 32, 34 R, 34.1, 41.9, 42, 43, 43.3-43.92,
84-86, 90

[56] References Cited

U.S. PATENT DOCUMENTS

- D. 207,944 6/1967 Koroncai D28/51
- D. 231,501 4/1974 Steinkamp D28/49
- D. 244,640 6/1977 Long D28/51
- D. 248,579 7/1978 Gotoh et al. D28/49
- D. 250,210 11/1978 Takagi et al. D28/50

- D. 254,209 2/1980 Steinkamp D28/49
- D. 268,371 3/1983 Iwai et al. D28/49

FOREIGN PATENT DOCUMENTS

- 489589 12/1953 Japan .
- 489590 12/1953 Japan .
- 686206 9/1986 Japan .
- 686207 9/1986 Japan .
- 689085 10/1987 Japan .
- 49396 11/1965 Spain .
- 1027129 6/1985 United Kingdom .

Primary Examiner—Louis S. Zarfes
Attorney, Agent, or Firm—Fish & Richardson

[57] CLAIM

The ornamental design for a dry shaver, as shown and described.

DESCRIPTION

FIG. 1 is a front perspective view of a dry shaver showing my new design;
 FIG. 2 is a top plan view thereof;
 FIG. 3 is a front elevational view thereof;
 FIG. 4 is a right side elevational view thereof;
 FIG. 5 is a bottom plan view thereof;
 FIG. 6 is a rear elevational view thereof; and
 FIG. 7 is a left side elevational view thereof.

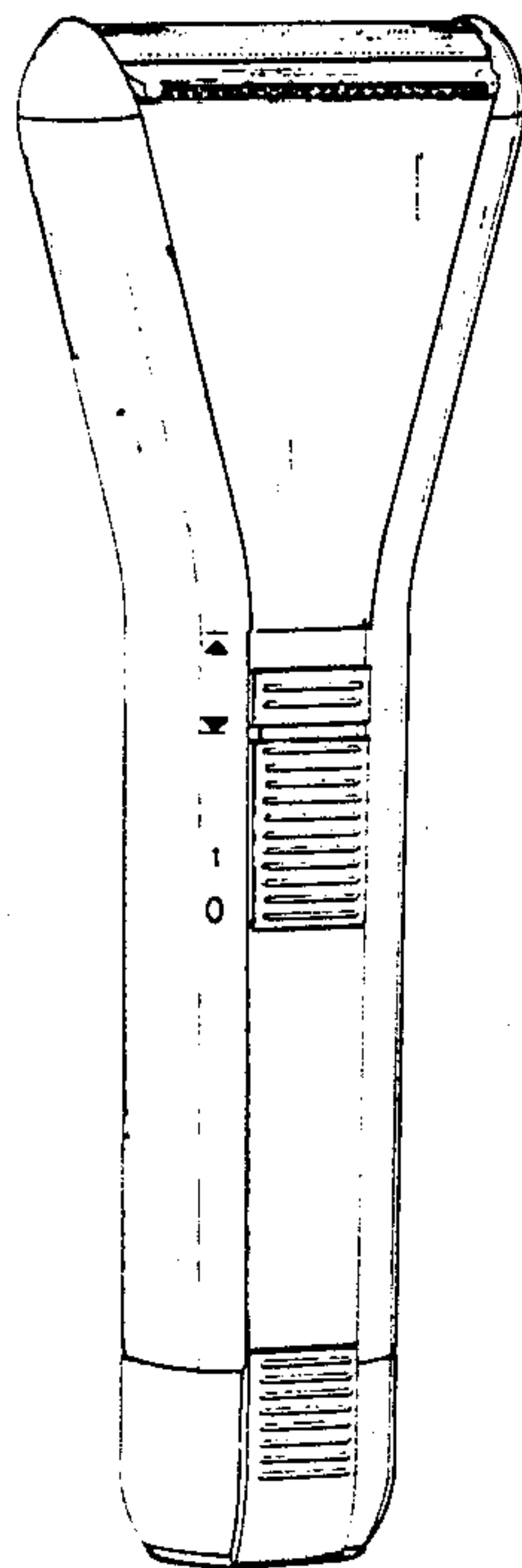
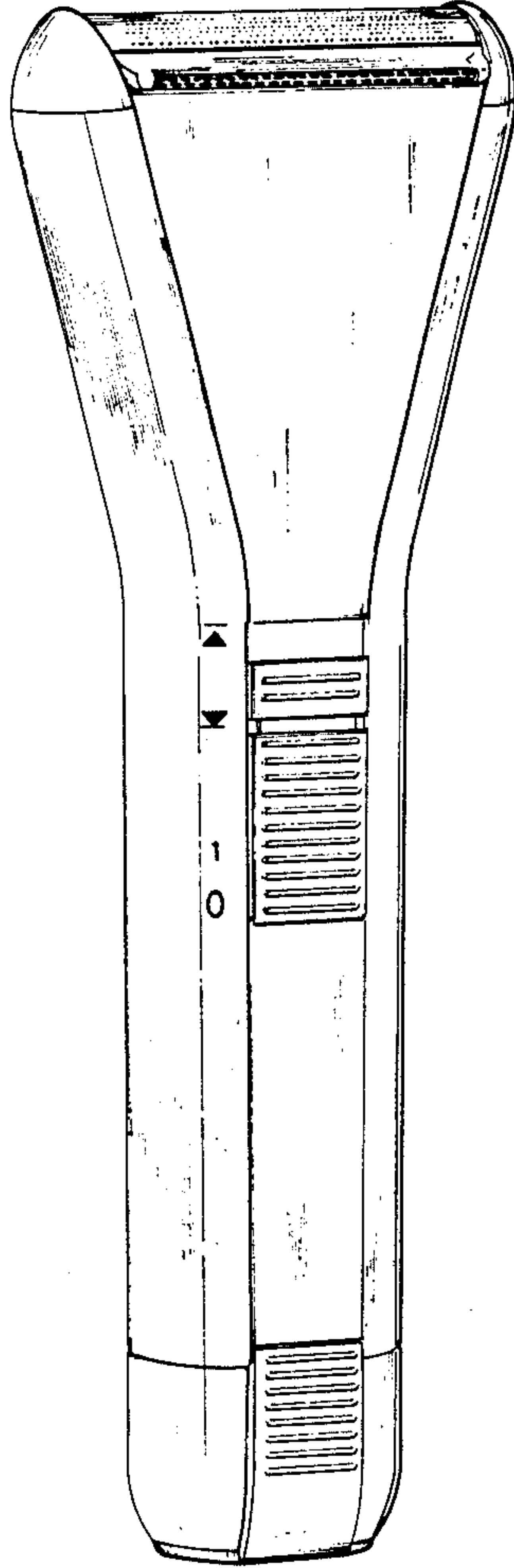


FIG.1






FIG. 2

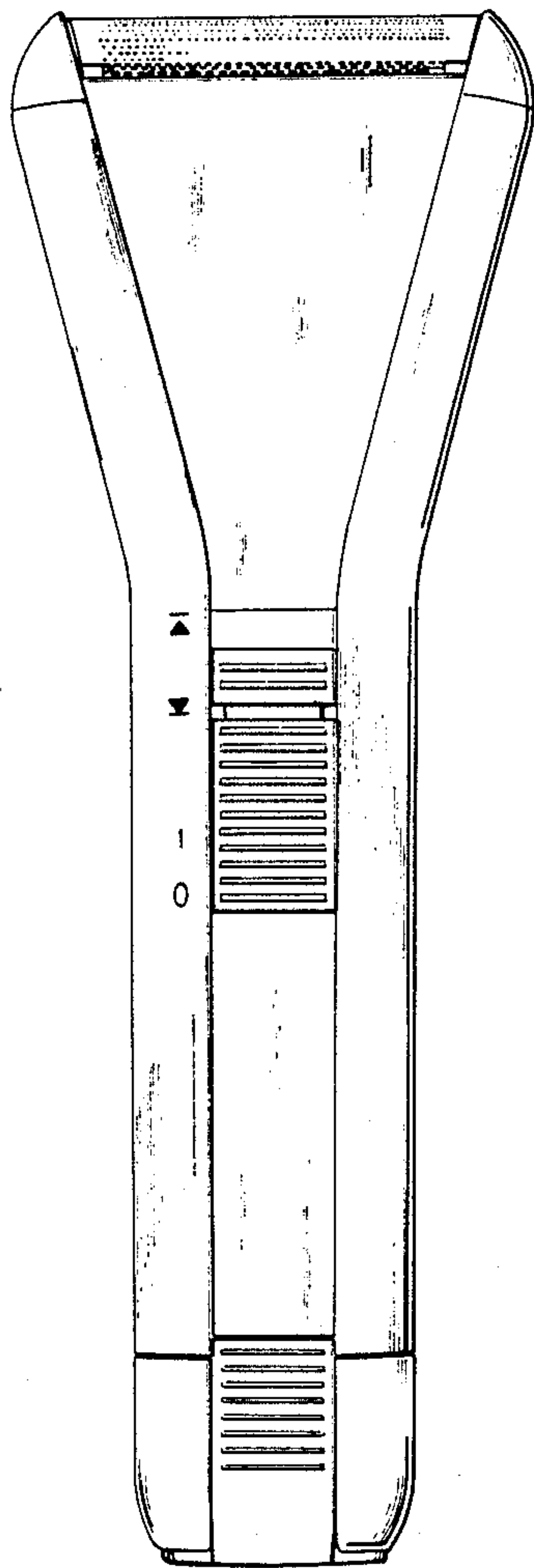


FIG. 3

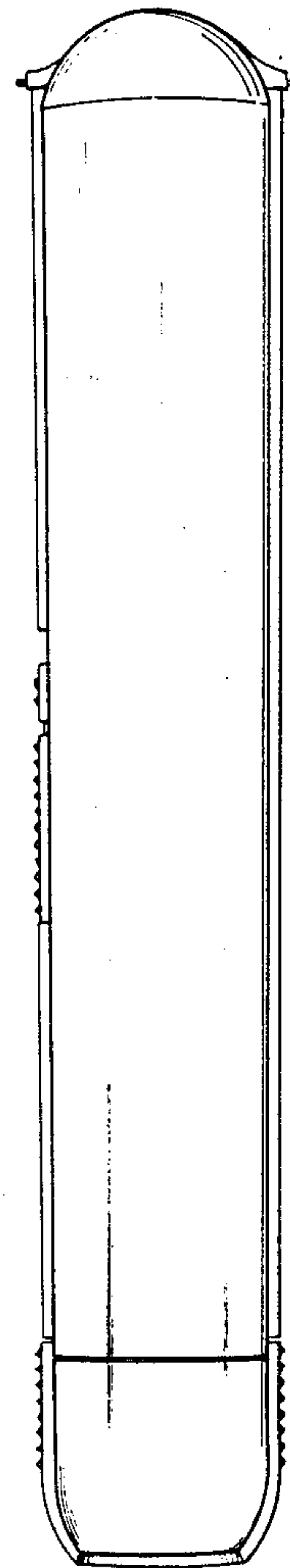


FIG. 4

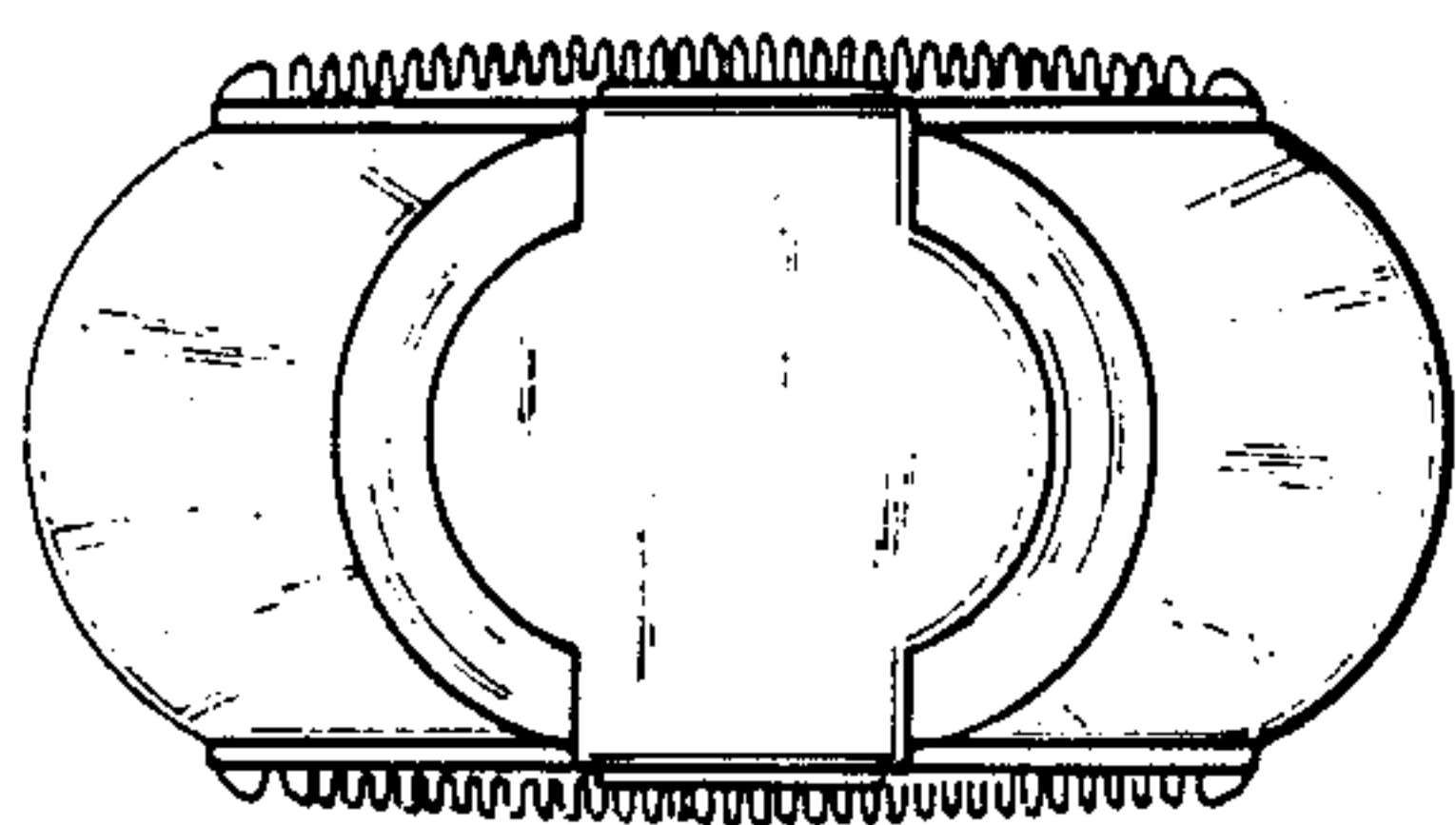


FIG. 5

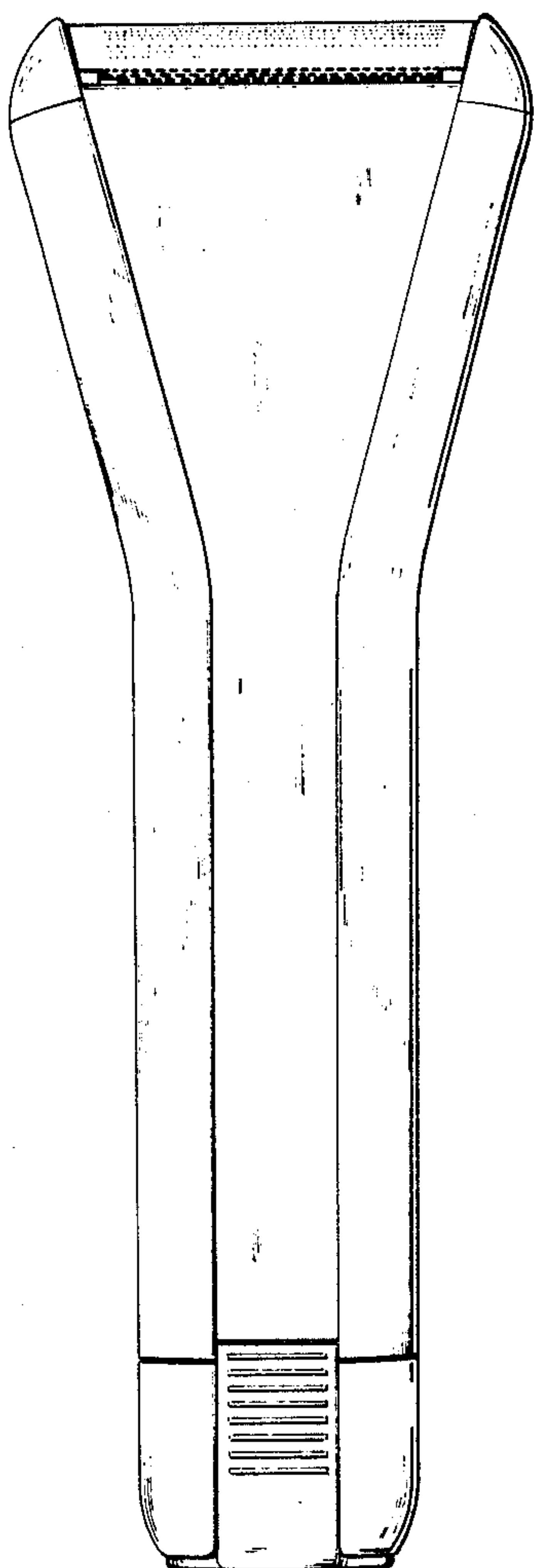


FIG. 6

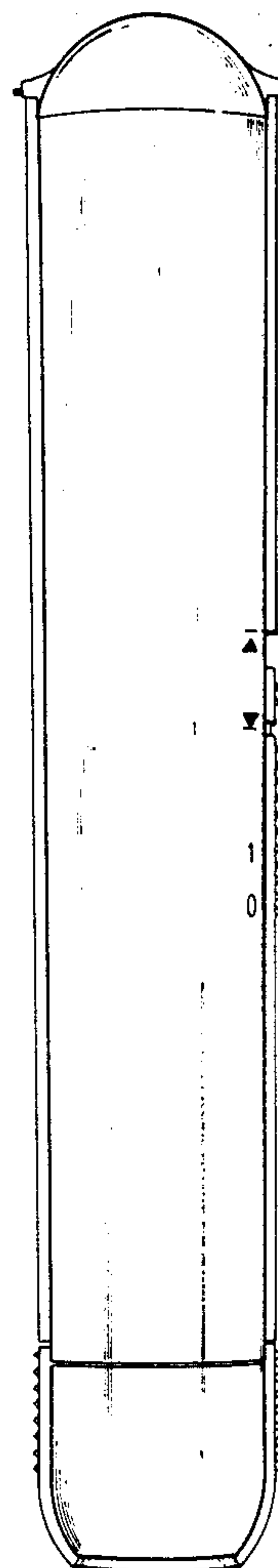


FIG. 7