

**United States Patent** [19]  
**Gray**

[11] **Patent Number: Des. 305,805**  
 [45] **Date of Patent: \*\* Jan. 30, 1990**

[54] **RAZOR**

[75] **Inventor: Michael J. Gray, Duxbury, Mass.**

[73] **Assignee: The Gillette Company, Boston, Mass.**

[\*\*] **Term: 14 Years**

[21] **Appl. No.: 48,914**

[22] **Filed: May 12, 1987**

[52] **U.S. Cl. .... D28/46**

[58] **Field of Search .... D28/44-54;  
 30/32, 34 R, 41, 41.5, 47, 48, 50, 84-86, 90**

[56] **References Cited**

**U.S. PATENT DOCUMENTS**

D. 137,407	3/1944	Ford	.....	D28/48
D. 235,586	6/1975	Poisson	.....	D95/3 A
D. 242,661	12/1976	Gray	.....	D95/3 A
D. 245,460	8/1977	Poisson	.....	D28/46
D. 255,160	5/1980	Gray	.....	D28/46
D. 260,191	8/1981	Chase et al.	.....	D28/46
D. 261,564	10/1981	Poisson	.....	D28/48

D. 267,438	12/1982	Jacobson	.....	D28/46
D. 269,724	7/1983	Chase et al.	.....	D28/46
2,353,599	7/1944	Swann et al.	.....	30/85 X
3,795,979	3/1974	Perry	.....	30/85
3,810,305	5/1974	Perry	.....	30/32
4,198,746	4/1980	Trotta	.....	30/47
4,245,389	1/1981	Trotta	.....	30/47

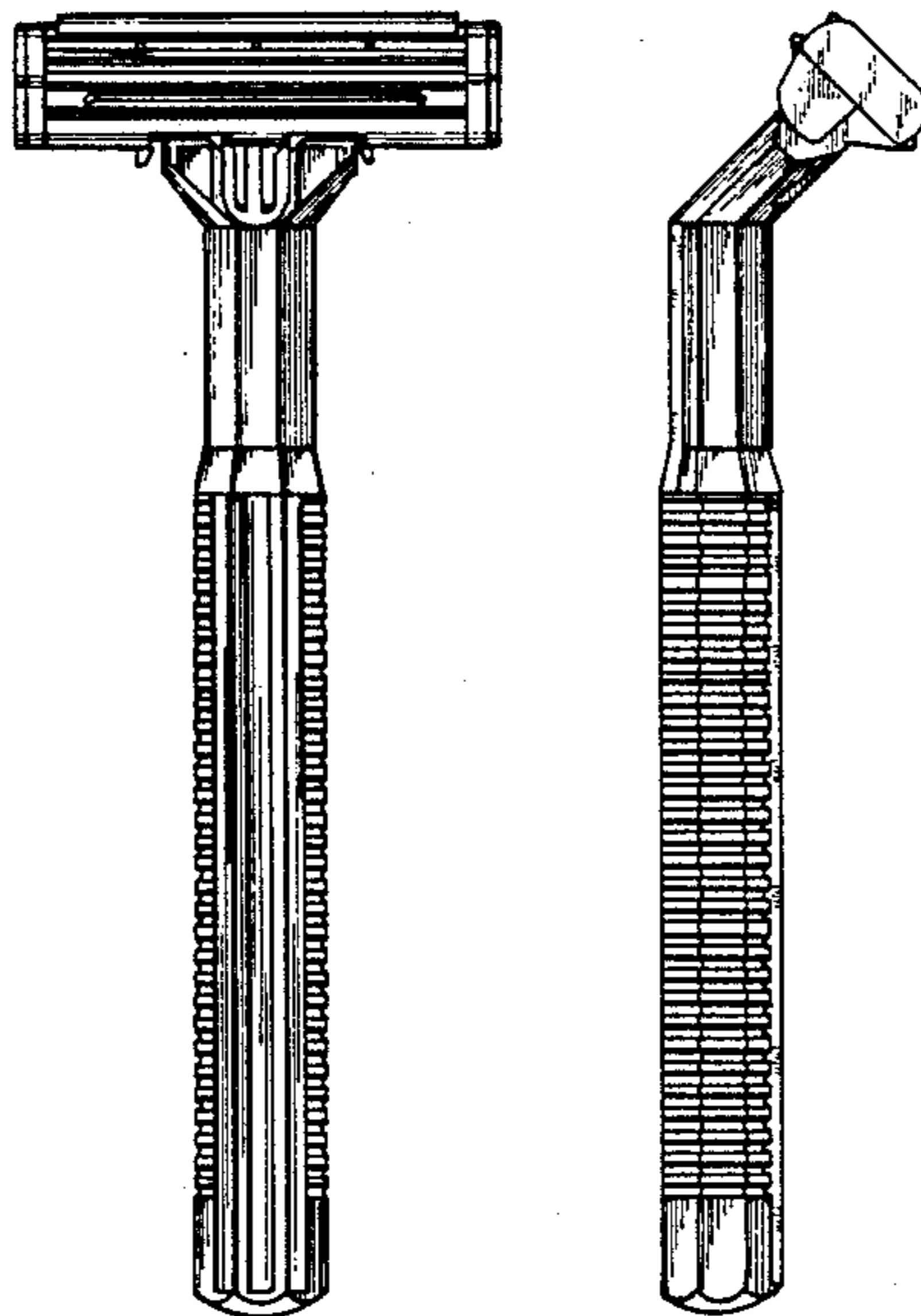
*Primary Examiner*—Louis S. Zarfaz  
*Attorney, Agent, or Firm*—Scott R. Foster

[57] **CLAIM**

The ornamental design for a razor, as shown and described.

**DESCRIPTION**

FIG. 1 is a front elevational view of a razor showing my new design;  
 FIG. 2 is a rear elevational view thereof;  
 FIG. 3 is a side elevational view thereof, the opposite side being substantially similar in appearance;  
 FIG. 4 is a bottom view thereof; and  
 FIG. 5 is a top plan view thereof.



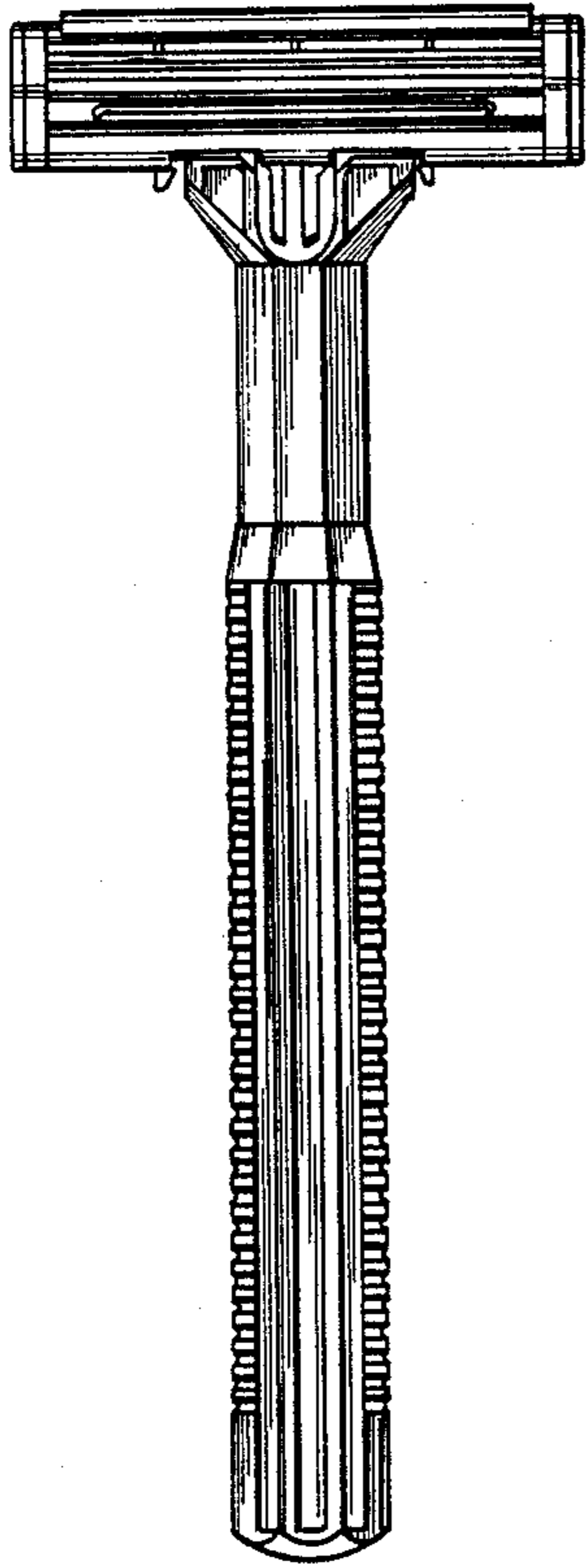


FIG. 1




FIG. 3

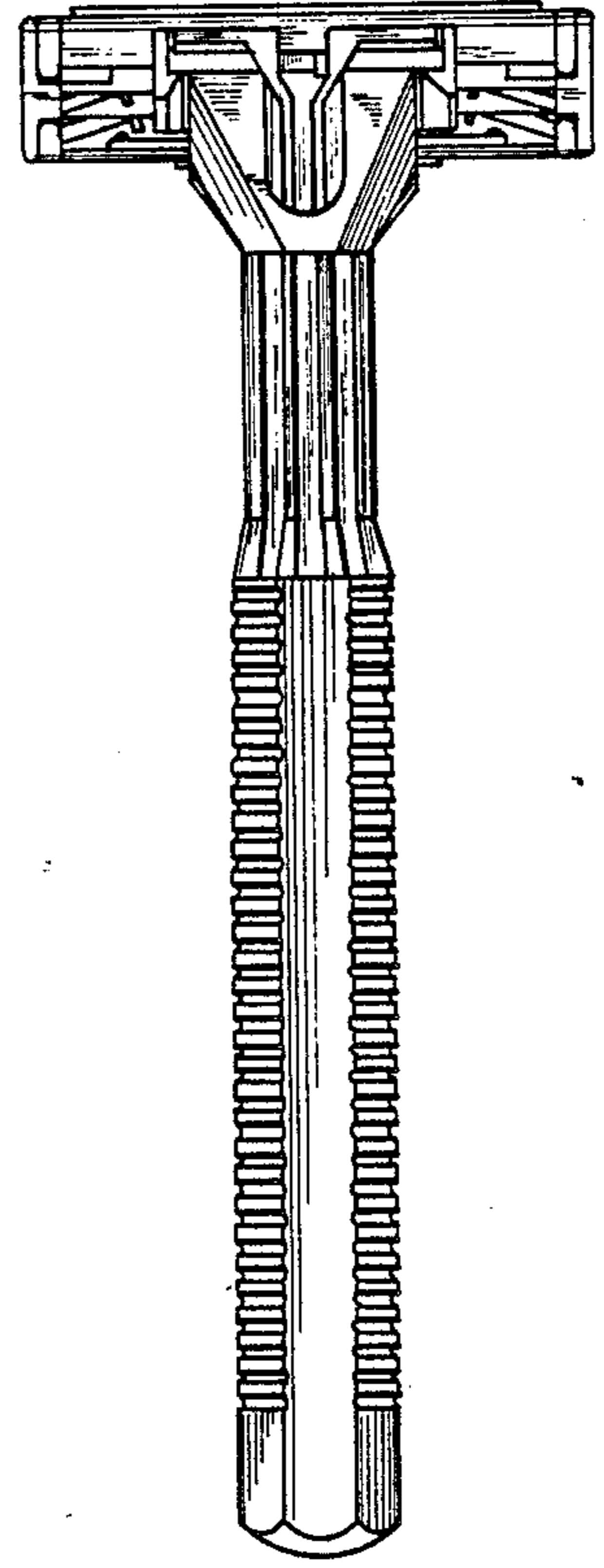


FIG. 2

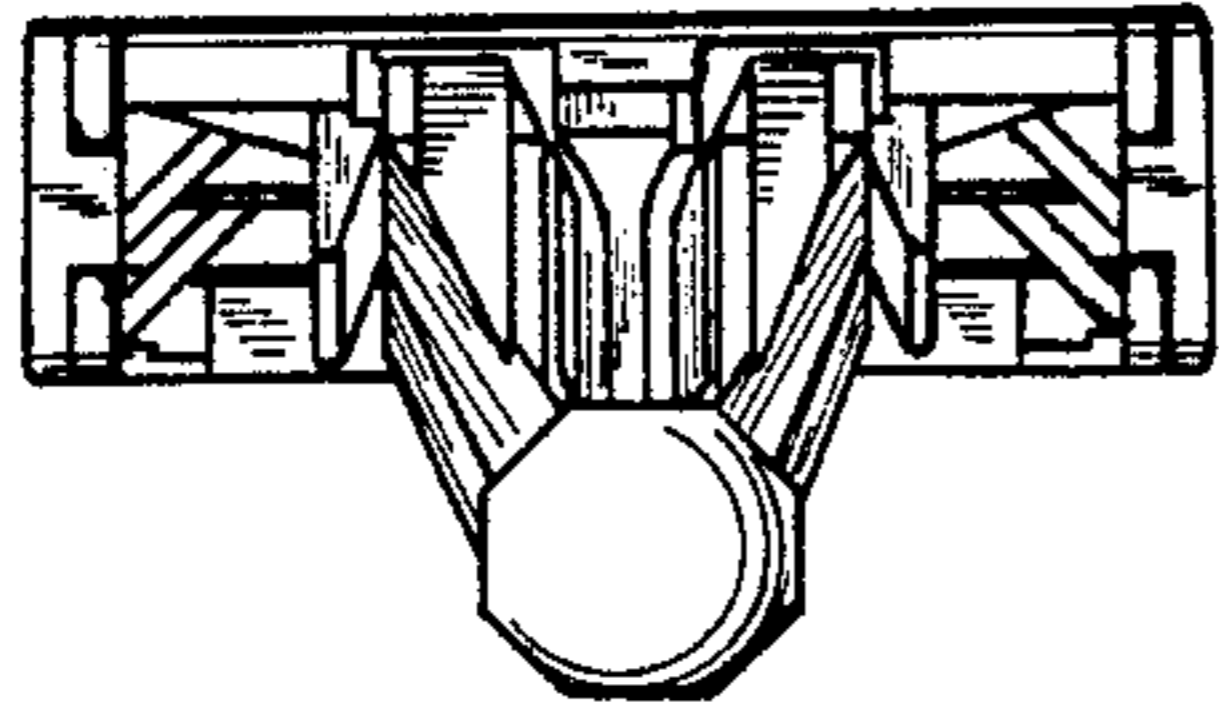


FIG. 4

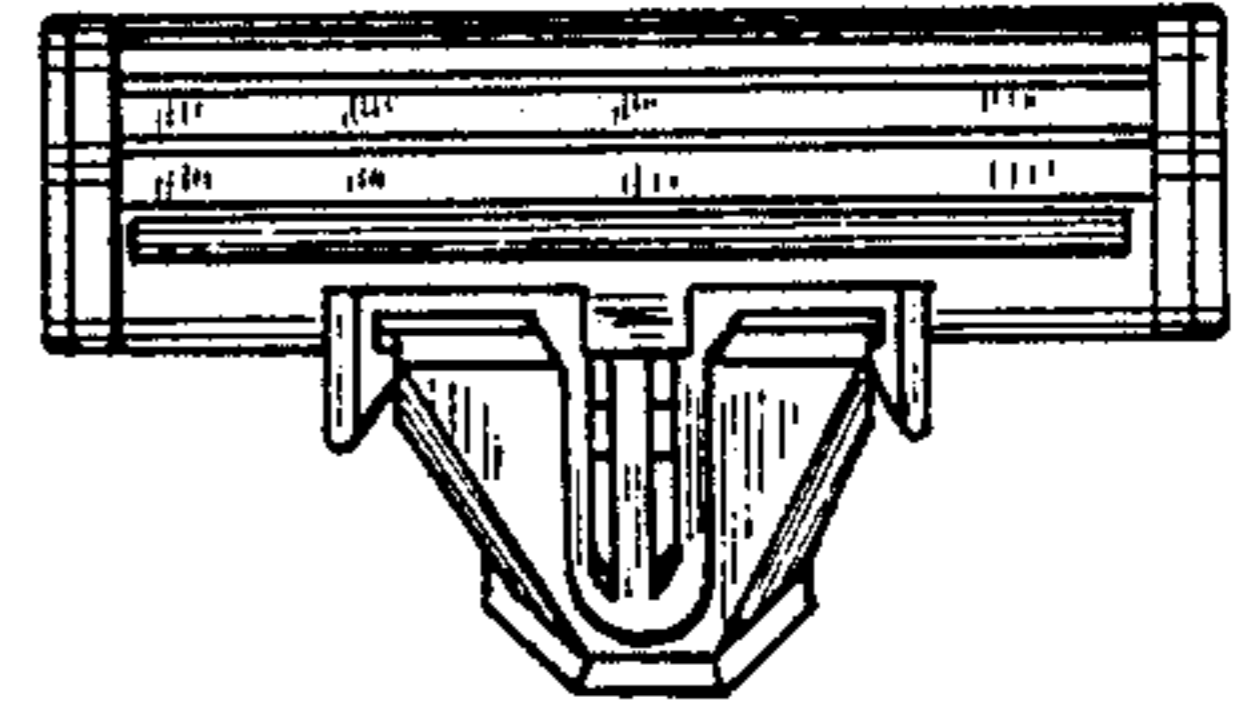


FIG. 5