

[54] **TOY BALL**

[76] **Inventor: Gerald R. Herren, Rte. 4, Box 146, Baxter, Tenn. 38544**

[\*\*] **Term: 14 Years**

[21] **Appl. No.: 33,597**

[22] **Filed: Apr. 3, 1987**

[52] **U.S. Cl. .... D21/204; D21/59**

[58] **Field of Search .... D20/31; D21/59, 62, D21/203, 204, 205, 207; 273/58 R-58 K, 26 E, 95 A, 68 R, 68 E, 68 EA, 69, 428**

[56] **References Cited**

**U.S. PATENT DOCUMENTS**

D. 244,560	5/1977	Derrington .....	D21/204
D. 285,230	8/1986	Adams .....	D21/204
2,006,230	6/1935	Dobbins .....	273/58 A
2,078,382	4/1937	Hanshaw .....	D21/204
2,521,703	9/1950	Emmitt .	
3,010,225	11/1961	Hale .....	D20/31

3,222,065	12/1965	Dwork .	
3,279,736	10/1966	Vogt .....	D20/31
3,927,881	12/1975	Lemelson et al. .	

**OTHER PUBLICATIONS**

*L. A. Darling* Catalog #635 1965, p. 20 Children's Plastic Hose Forms; lower third of page.

*Primary Examiner*—Charles A. Rademaker

*Assistant Examiner*—Alicia A. Farrell

*Attorney, Agent, or Firm*—King and Schickli

[57] **CLAIM**

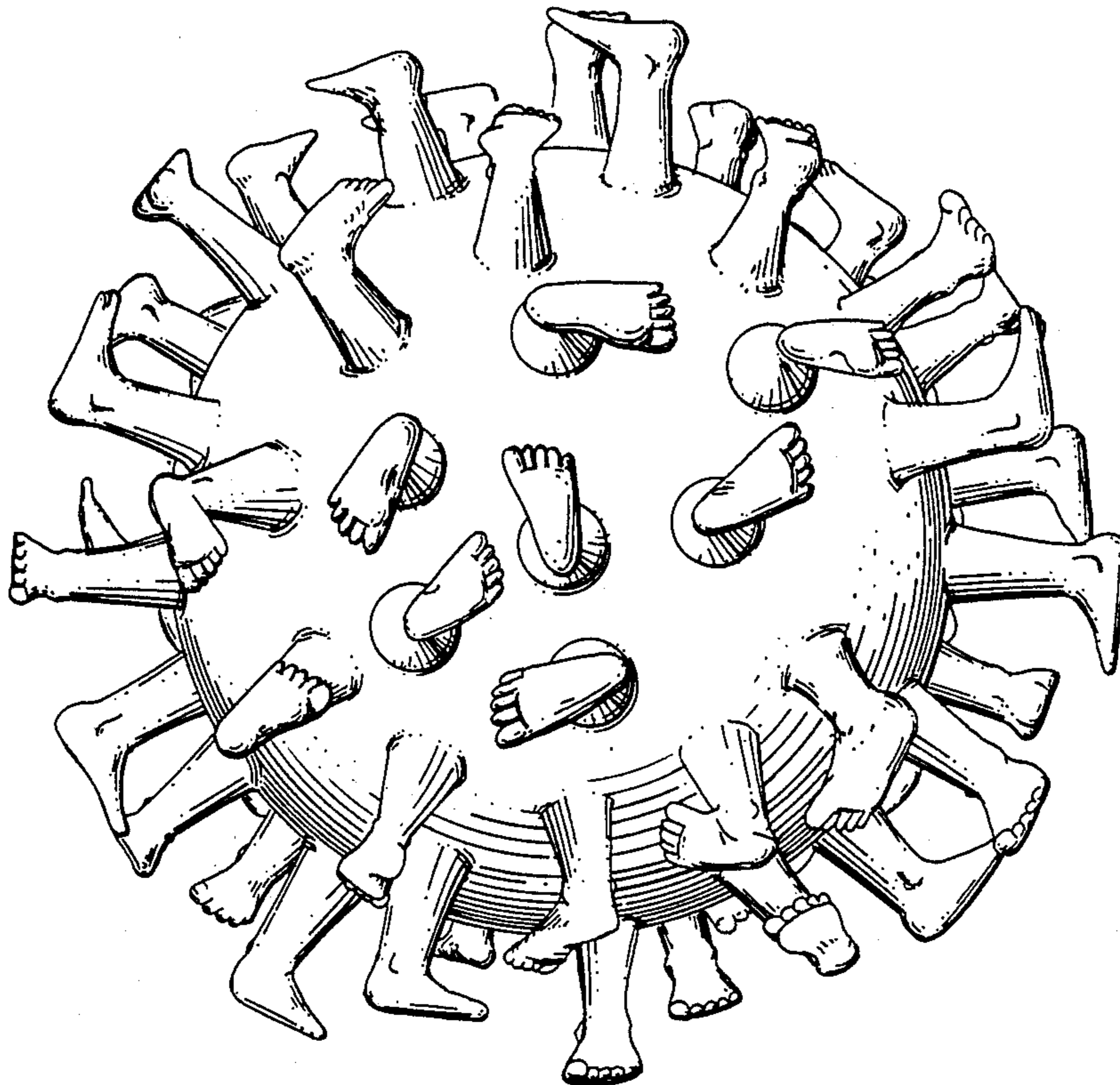
The ornamental design for a toy ball, as shown and described.

**DESCRIPTION**

FIG. 1 is a front elevational view of a toy ball showing my new design;

FIG. 2 is a side elevational view thereof; all sides being similar in general overall appearance, and

FIG. 3 is a top plan view thereof.



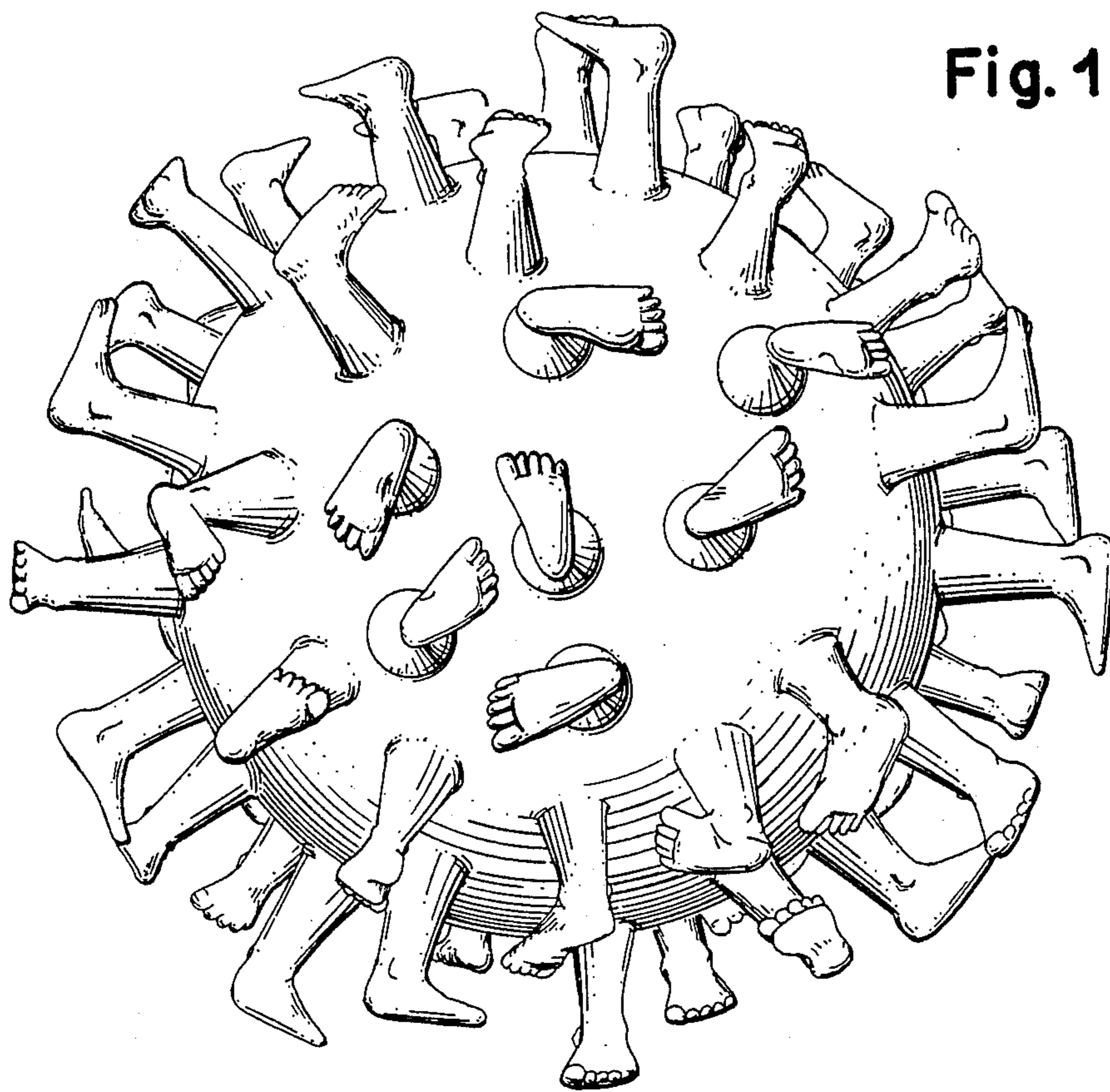


Fig. 1

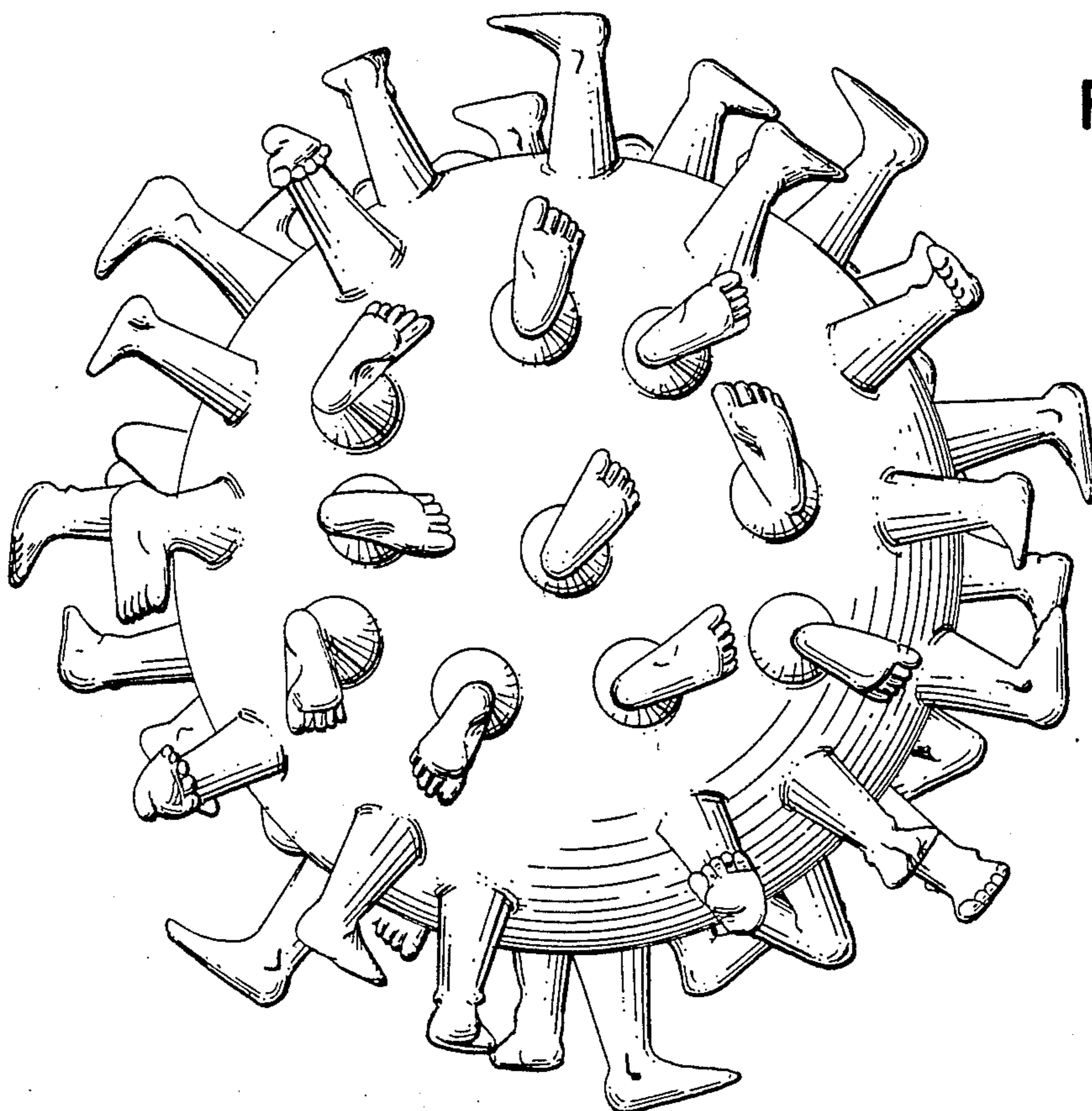


Fig. 2




Fig. 3