

[54] **ELECTRONIC MUSIC SYNTHESIZER**

[75] **Inventor: Shigeru Kitsuyu, Kunitachi, Japan**

[73] **Assignee: Casio Computer Co., Ltd., Tokyo, Japan**

[\*\*] **Term: 14 Years**

[21] **Appl. No.: 91,523**

[22] **Filed: Aug. 31, 1987**

[52] **U.S. Cl. .... D17/1**

[58] **Field of Search ..... D17/1, 5, 7, 8, 9;  
84/172, 177, 423 R; 423 A, 423 B**

[56] **References Cited**

**U.S. PATENT DOCUMENTS**

D. 190,301	5/1961	Shabbarrasi .....	D17/9
D. 265,832	8/1982	Kira et al. ....	D17/5
D. 282,850	3/1986	Futami .....	D17/7

**OTHER PUBLICATIONS**

International Design, Sep./Oct. 1985, p. 37.  
Purchaser's Guide to the Music Industries, 1986, p. 105.

*Primary Examiner*—Bernard Ansher  
*Assistant Examiner*—Adir Aronovich  
*Attorney, Agent, or Firm*—Frishauf, Holtz, Goodman & Woodward

[57] **CLAIM**

The ornamental design for an electronic music synthesizer, as shown.

**DESCRIPTION**

FIG. 1 is a front elevational view of an electronic music synthesizer showing my new design;  
FIG. 2 is a top plan view thereof;  
FIG. 3 is a right side elevational view thereof;  
FIG. 4 is a left side elevational view thereof;  
FIG. 5 is a rear elevational view thereof;  
FIG. 6 is a bottom plan view thereof; and  
FIG. 7 is a perspective view thereof.

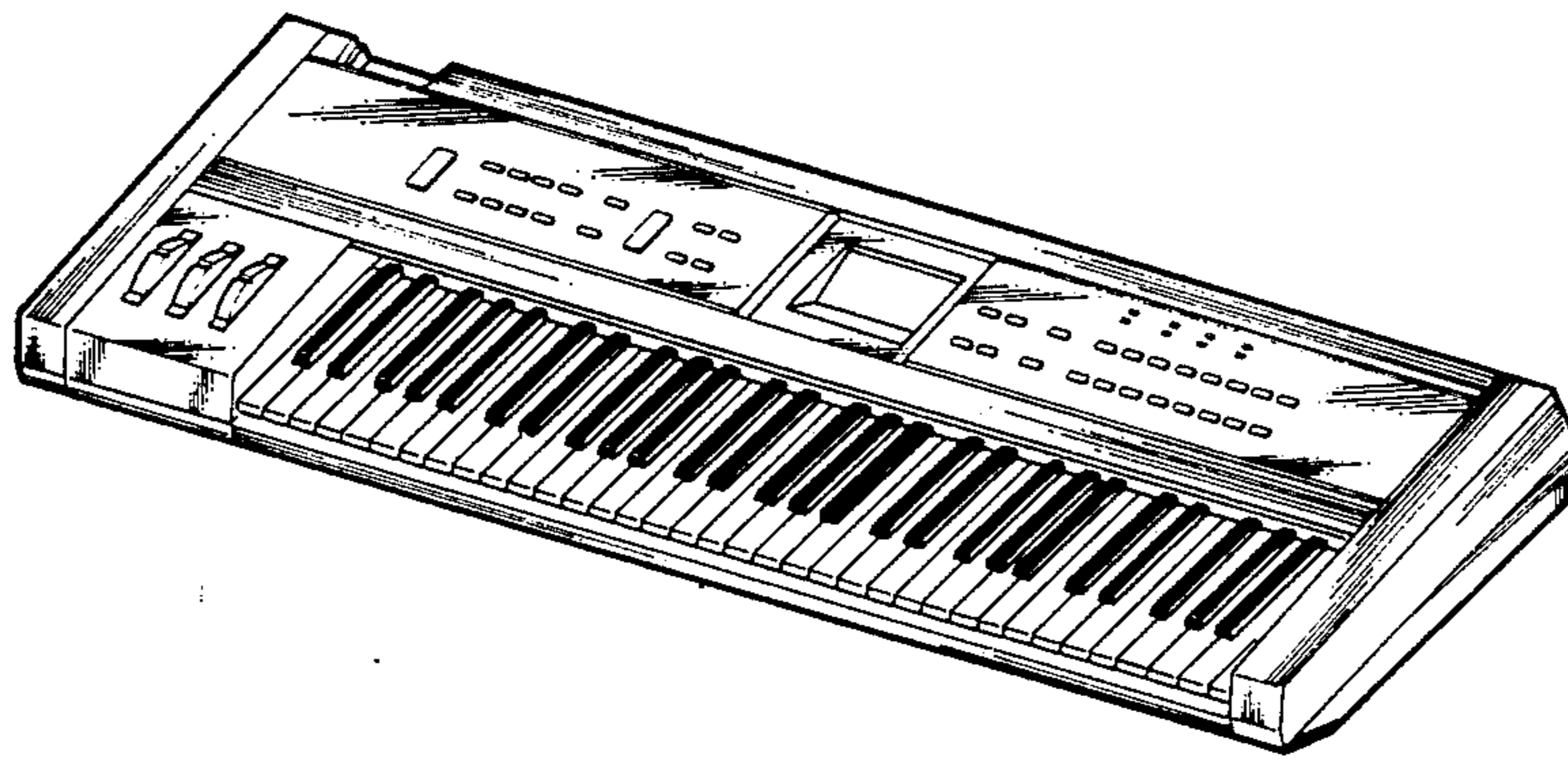


FIG. 1

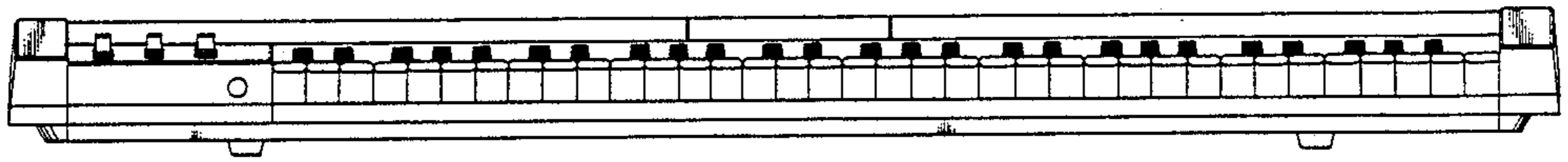


FIG. 2

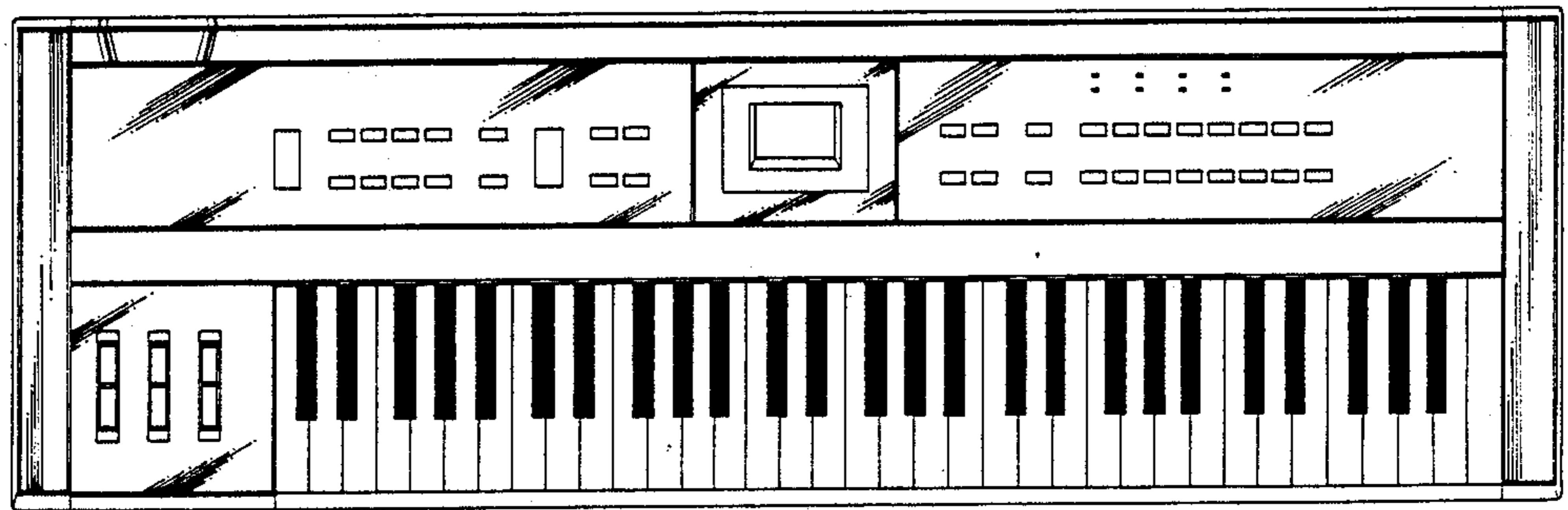


FIG. 4




FIG. 3




FIG. 5



FIG. 6

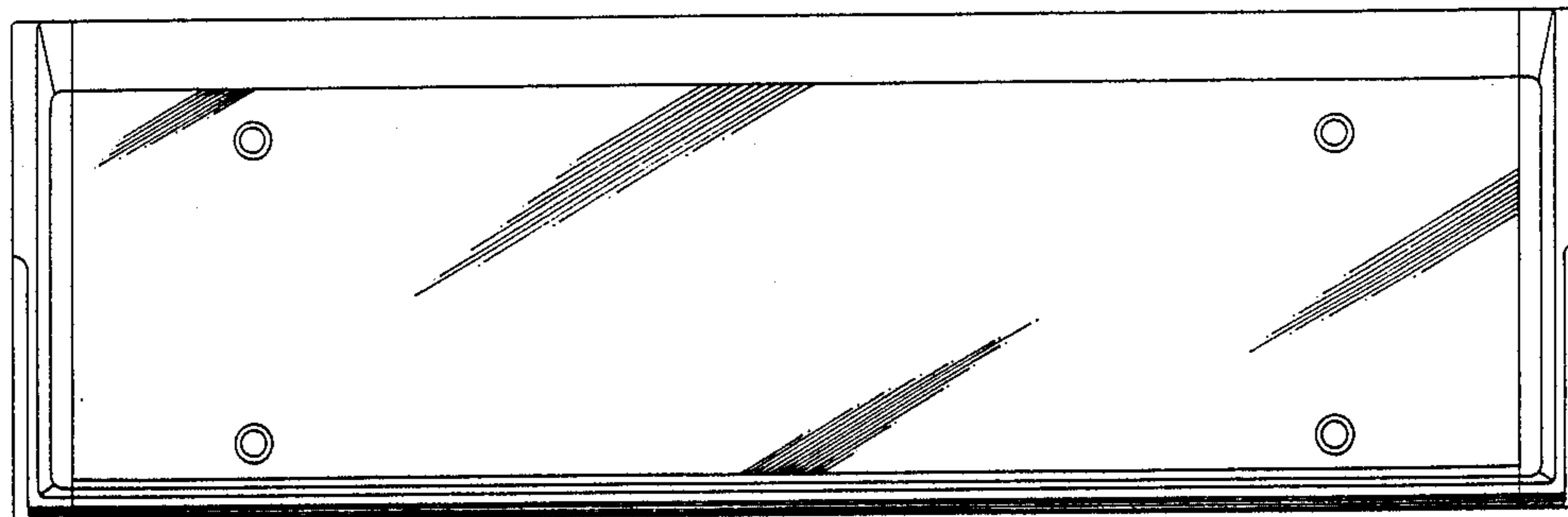


FIG. 7

