

[54] EXTERIOR SHELL OF AN AERODYNAMIC HIGHWAY TRACTOR

[75] Inventor: L. David Allendorph, Fort Wayne, Ind.

[73] Assignee: Navistar International Transportation Corp., Chicago, Ill.

[**] Term: 14 Years

[21] Appl. No.: 15,184

[22] Filed: Feb. 17, 1987

[52] U.S. Cl. D12/96

[58] Field of Search D12/96, 97; 296/190; 180/89.12, 89.13

Commercial Carrier Journal, 3/86, p. 162, Tractor Body, bottom left side of page.

"International S-Series 2375" brochure, No. AD40877M, International Harvester Co., pp. 1, 2, 4, & 8, published prior to Feb. 1986.

"Kenworth T600A" brochure No. LC132-632/85, Kenworth Truck Company, published prior to Feb. 1986.

Primary Examiner—James M. Gandy
Attorney, Agent, or Firm—F. David AuBuchon; Dennis K. Sullivan

[57] CLAIM

The ornamental design for an exterior shell of an aerodynamic highway tractor, as shown and described.

DESCRIPTION

FIG. 1 is a front and left side perspective view of an exterior shell of an aerodynamic highway tractor showing my new design, it being understood that the broken lines are for illustrative purposes only and form no part of the claimed design;

FIG. 2 is a front elevation view thereof;

FIG. 3 is a left side elevation view thereof, the right side being a mirror image of that shown; and

FIG. 4 is a top plan view thereof.

[56] References Cited
PUBLICATIONS

Commercial Carrier Journal, 8/85, p. 11, Peterbilt Tractor Body, center, left side of page.

Commercial Carrier Journal, 10/85, p. 33, Ford Tractor Body, top of page.

Commercial Carrier Journal, 3/86, p. 151, Tractor Body, bottom center of page.




FIG-2-

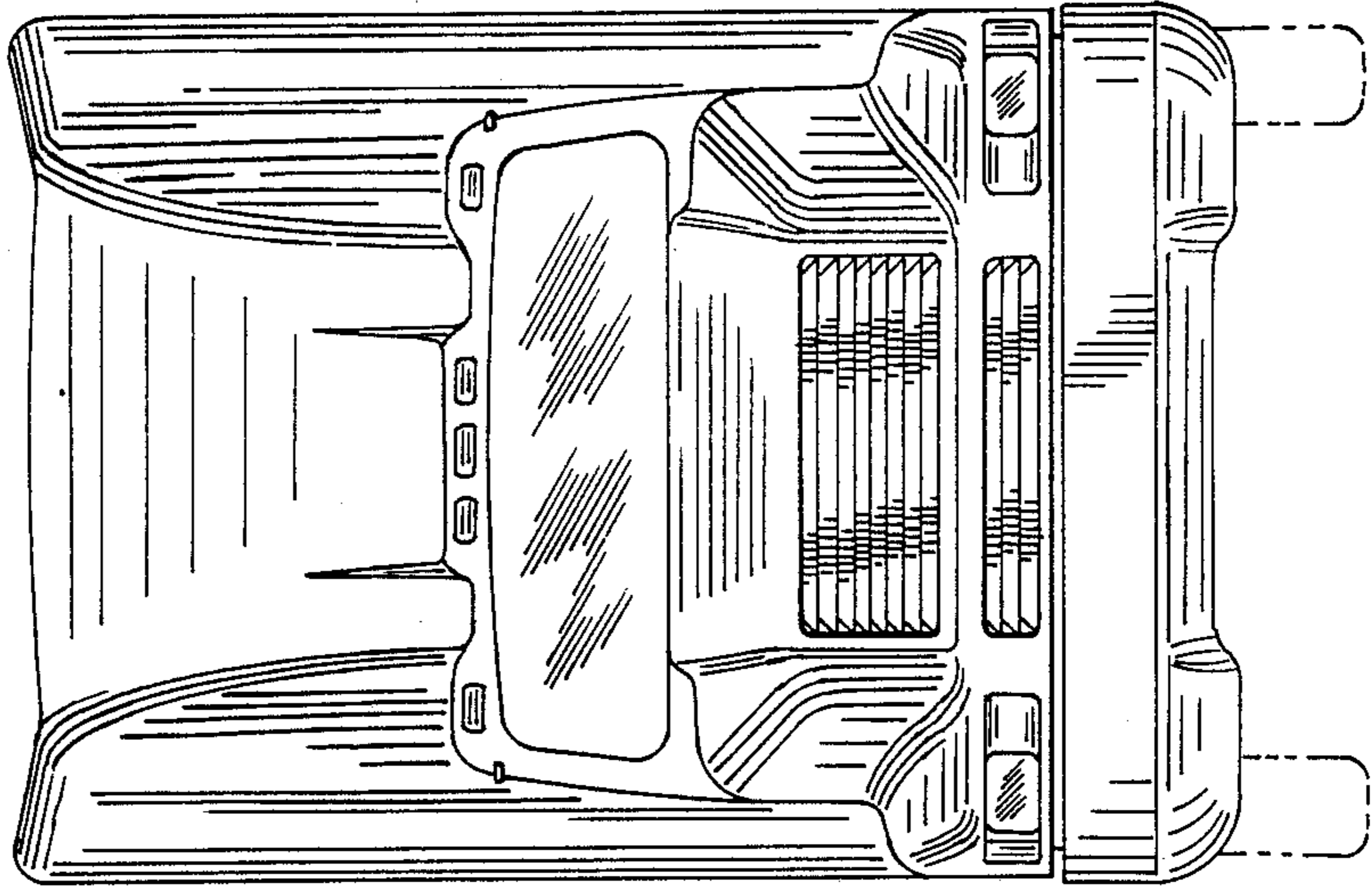


FIG-1-

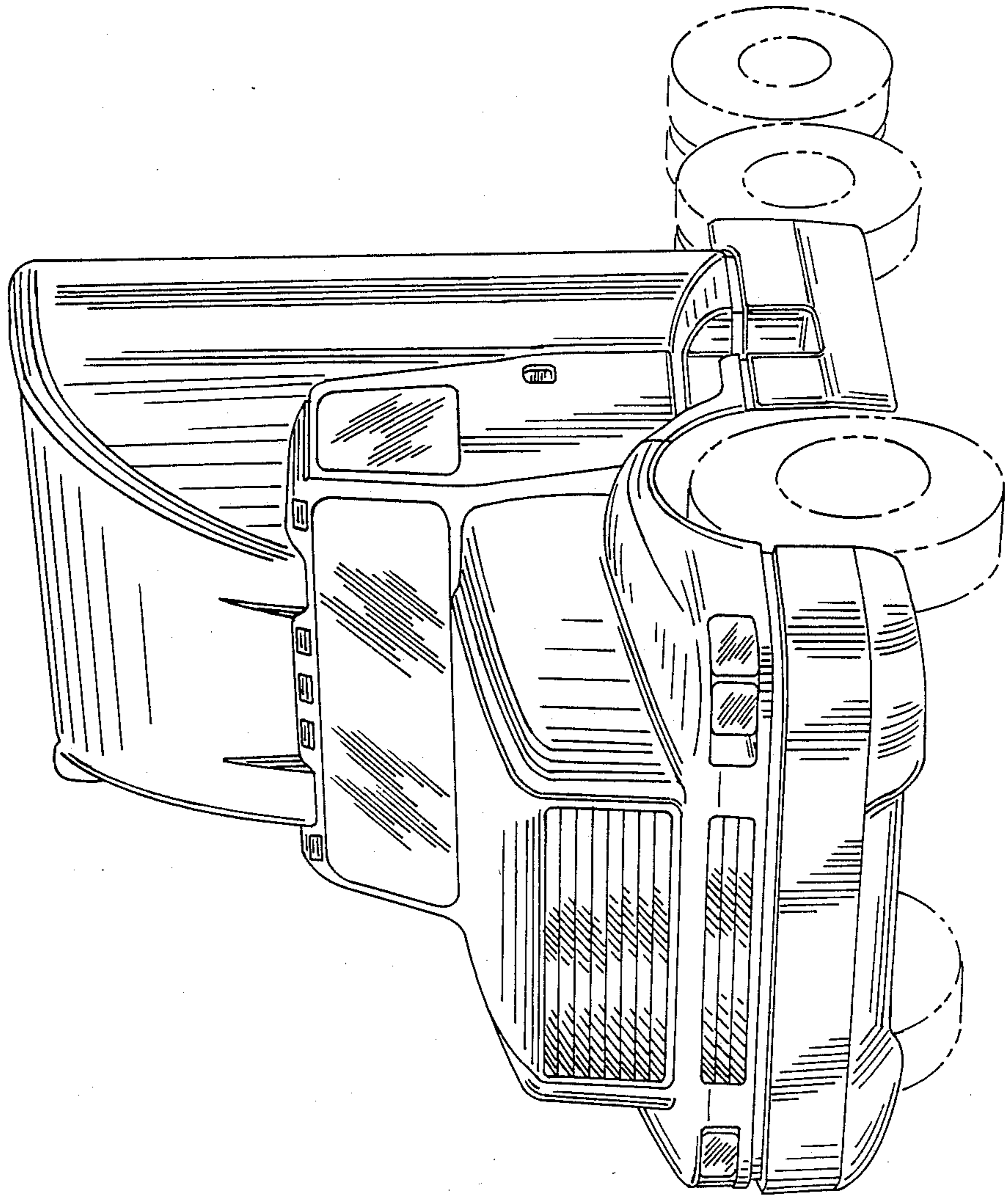


FIG. 3.

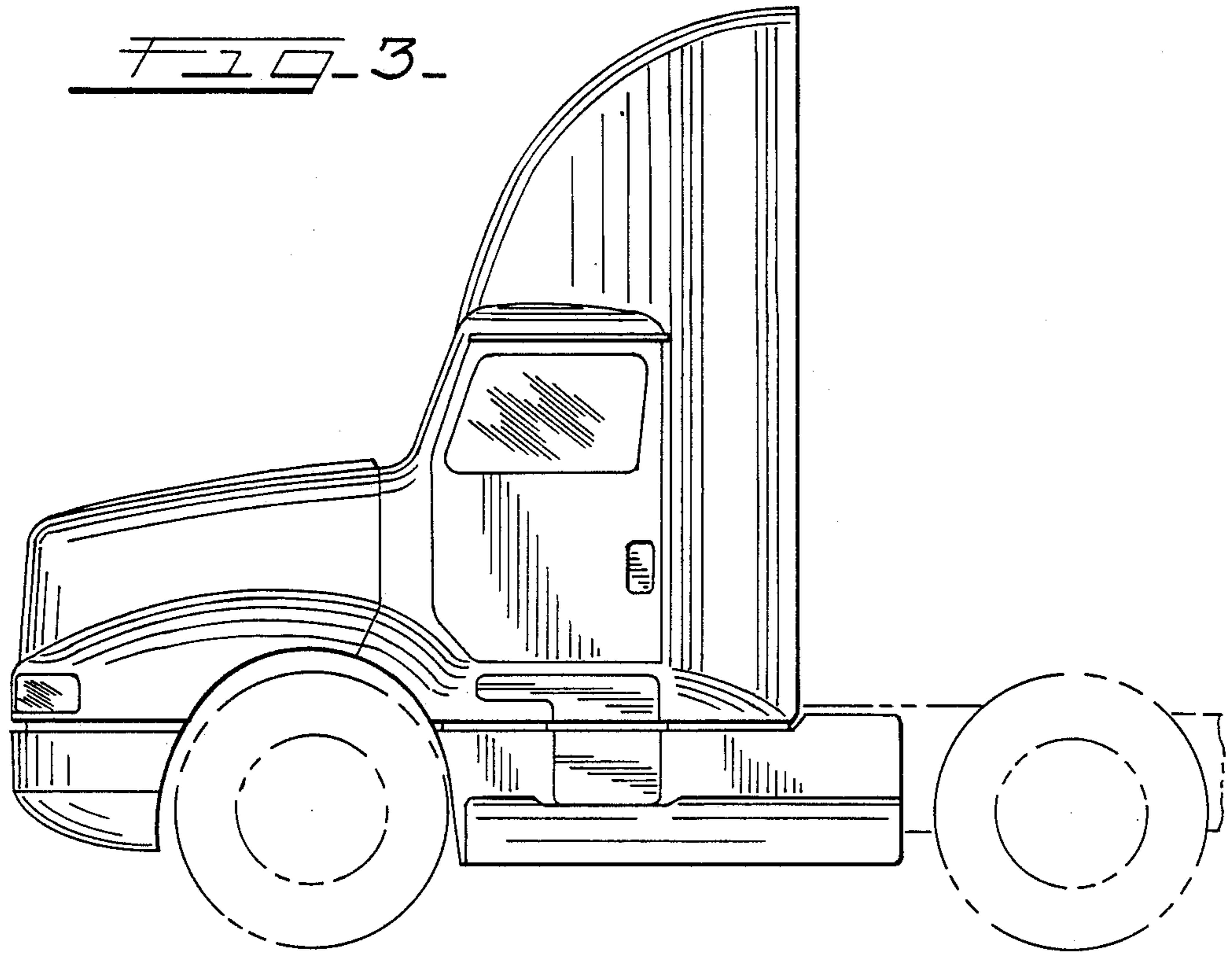


FIG. 4.

