

[54] **VENT SECURING DEVICE FOR CASEMENT WINDOWS**

[75] **Inventors: Phillip J. Cunningham, Claymont; Leon F. Slocomb, Jr.; George Wilkie, both of Wilmington, all of Del.**

[73] **Assignee: Slocomb Industries, Inc., Wilmington, Del.**

[**] **Term: 14 Years**

[21] **Appl. No.: 913,855**

[22] **Filed: Sep. 30, 1986**

[52] **U.S. Cl. D8/400**

[58] **Field of Search D8/400, 499; 49/383**

[56]

References Cited

U.S. PATENT DOCUMENTS

D. 277,935 3/1985 Beckrot D8/400

FOREIGN PATENT DOCUMENTS

2845938 4/1980 Fed. Rep. of Germany 49/383

Primary Examiner—B. J. Bullock
Attorney, Agent, or Firm—Connolly and Hutz

[57]

CLAIM

The ornamental design for the vent securing device for casement windows, as shown and described.

DESCRIPTION

FIG. 1 is a top plan view of the vent securing device for casement windows showing our new design; FIG. 2 is a left side elevational view thereof, the right side being a mirror image; FIG. 3 is a front elevational view thereof; FIG. 4 is a rear elevational view thereof; FIG. 5 is a bottom plan view thereof.

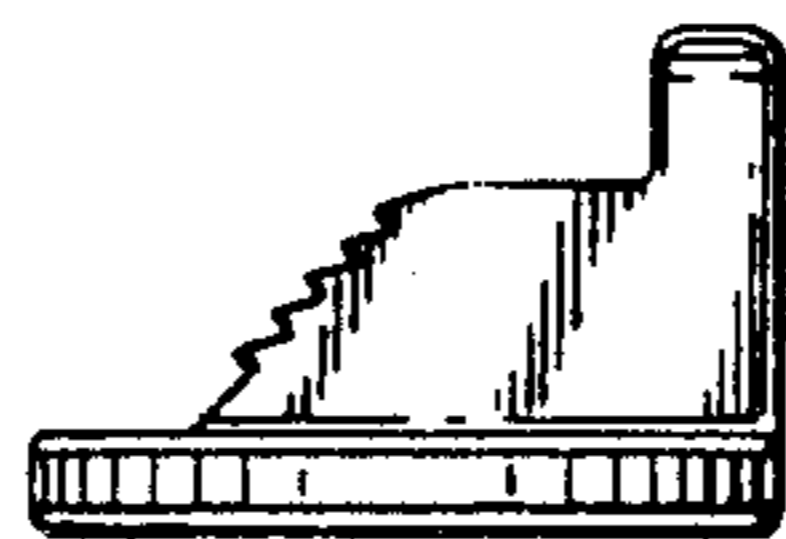
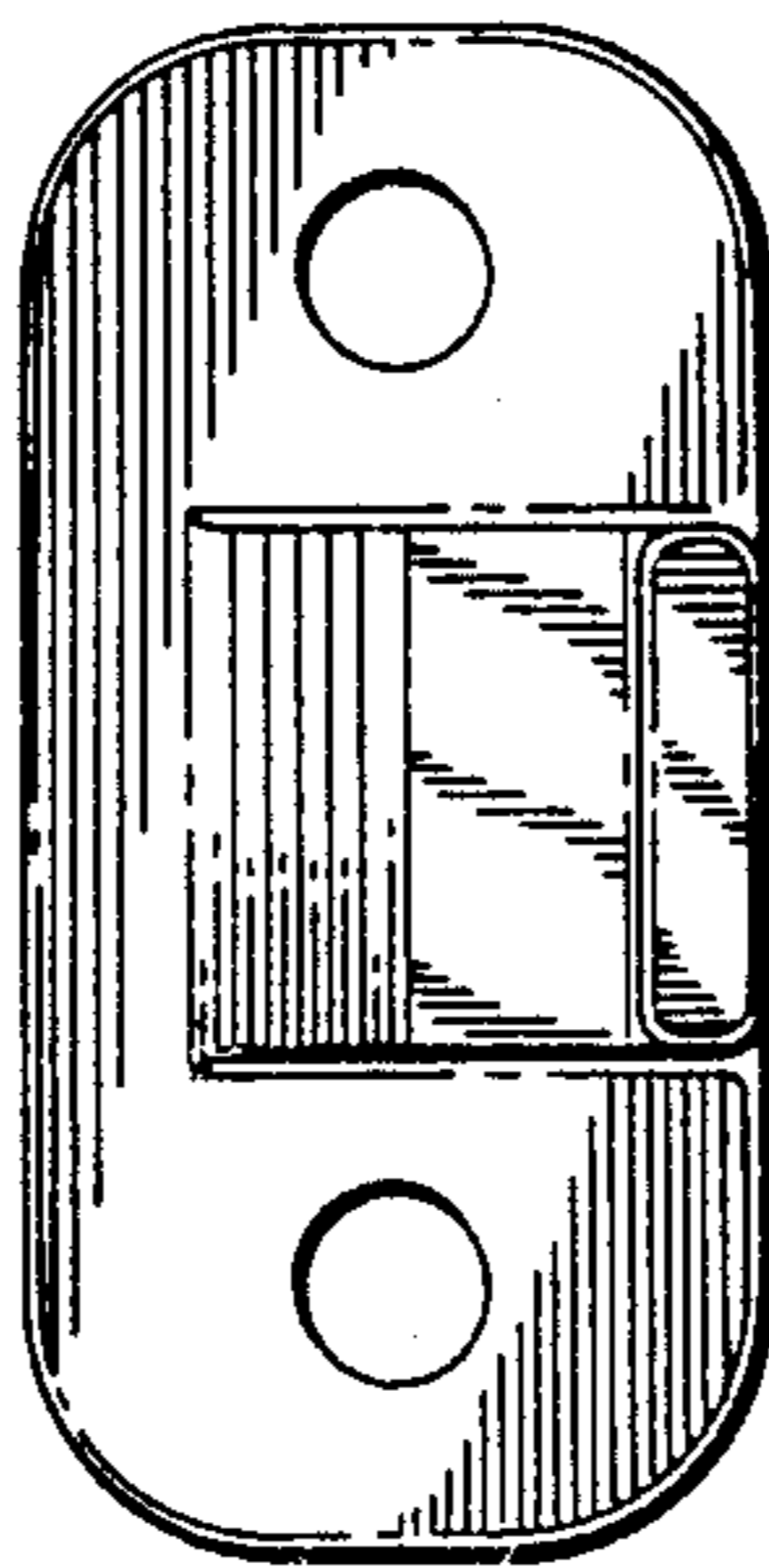


Fig. 1.

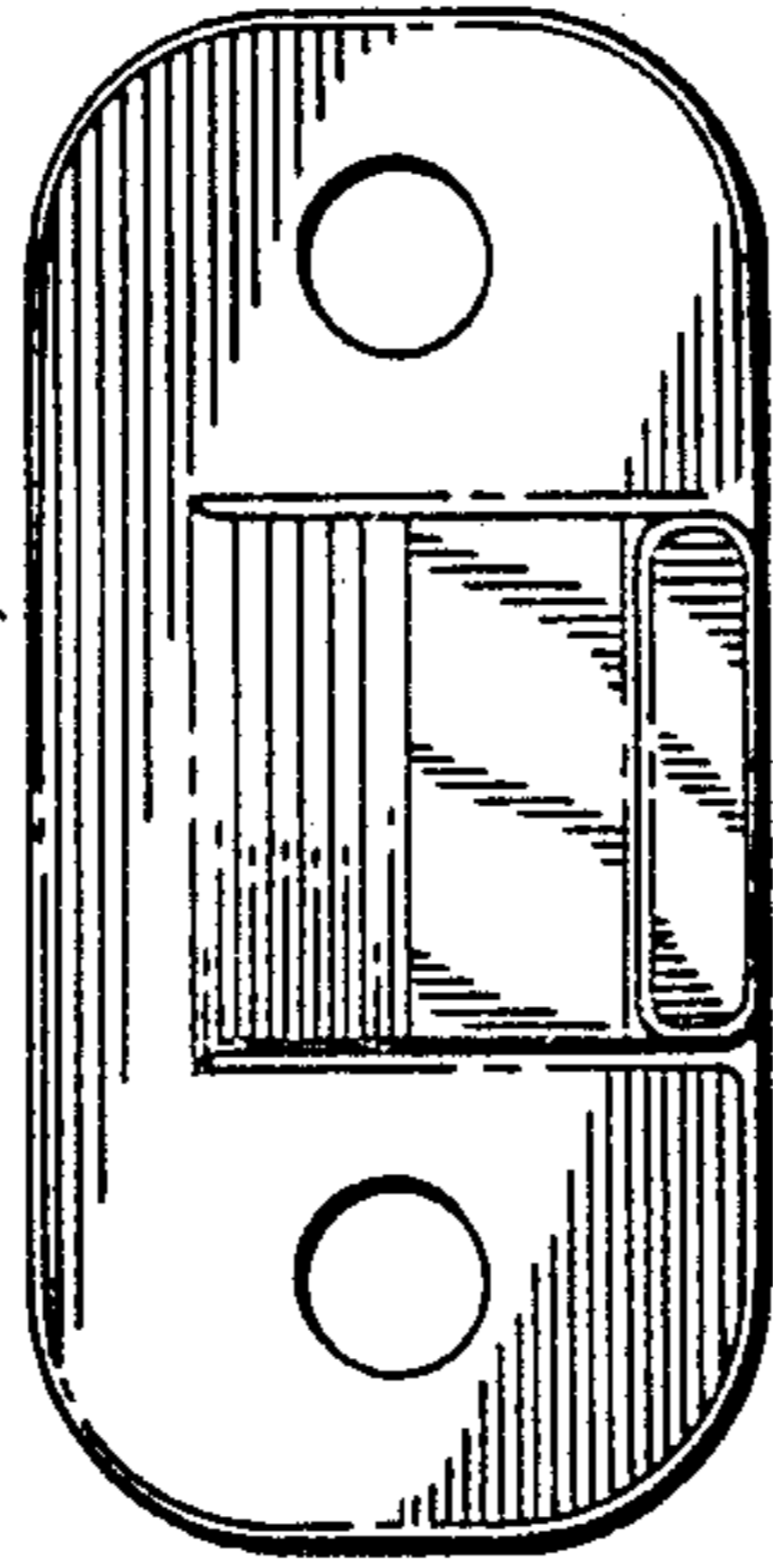


Fig. 3.




Fig. 2.




Fig. 4.




Fig. 5.

