

[54] **COMBINED HANDLE AND ROSETTE**

- [75] **Inventor: Duane L. Mosch, Owatonna, Minn.**
- [73] **Assignee: Truth Incorporated, Owatonna, Minn.**
- [**] **Term: 14 Years**
- [21] **Appl. No.: 19,299**
- [22] **Filed: Feb. 26, 1987**
- [52] **U.S. Cl. D8/308; D23/252**
- [58] **Field of Search D23/233-254;
D8/300-322; 16/110-127**

[56] **References Cited**
U.S. PATENT DOCUMENTS

D. 76,827	11/1928	Smith	D23/252
D. 222,874	1/1972	Gerlach	D8/308
D. 222,875	1/1972	Gerlach	D8/308
D. 234,953	4/1975	Martin	D23/251
D. 271,560	11/1983	Valli	D8/308
D. 285,106	8/1986	Yost	D23/252
D. 290,496	6/1987	Ryan	D23/252
4,349,940	9/1982	Fleishmann et al.	D23/252 X

OTHER PUBLICATIONS

A page from an undated catalog of Marks Hardware Company.
Two pages of an undated catalog of Santile International Corporation regarding hardware of R S Schaefer. A cover page and three pages from an undated catalog of Jado.
Architectural Record, Dec. 1964, p. 214.
Schlage Lock Company catalog C75H, ©1974, pp. 14 & 15.
Baldwin Hardware Manufacturing Corp. catalog, ©1978, Items "Hyde Park", St. Louis and 5104.

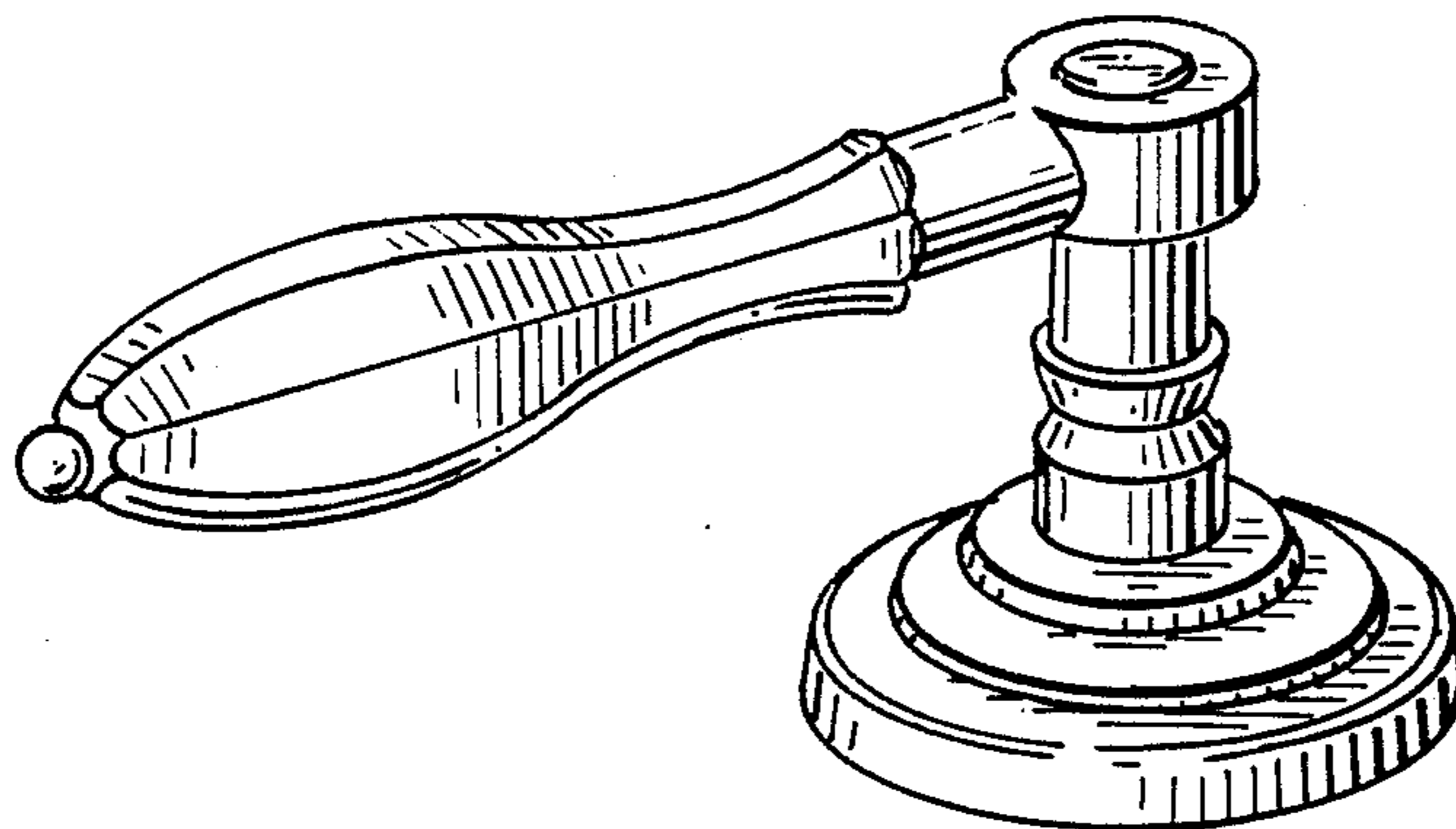
Primary Examiner—James R. Largen
Attorney, Agent, or Firm—Wood, Dalton, Phillips, Mason & Rowe

[57] **CLAIM**

The ornamental design for a combined handle and rosette, as shown and described.

DESCRIPTION

FIG. 1 is a perspective view of a combined handle and rosette showing my new design;
FIG. 2 is a top plan view thereof;
FIG. 3 is a side elevational view thereof, the opposite side being a mirror image of the side shown;
FIG. 4 is an end elevational view thereof; and
FIG. 5 is an elevational view taken from the end opposite that shown in FIG. 4.



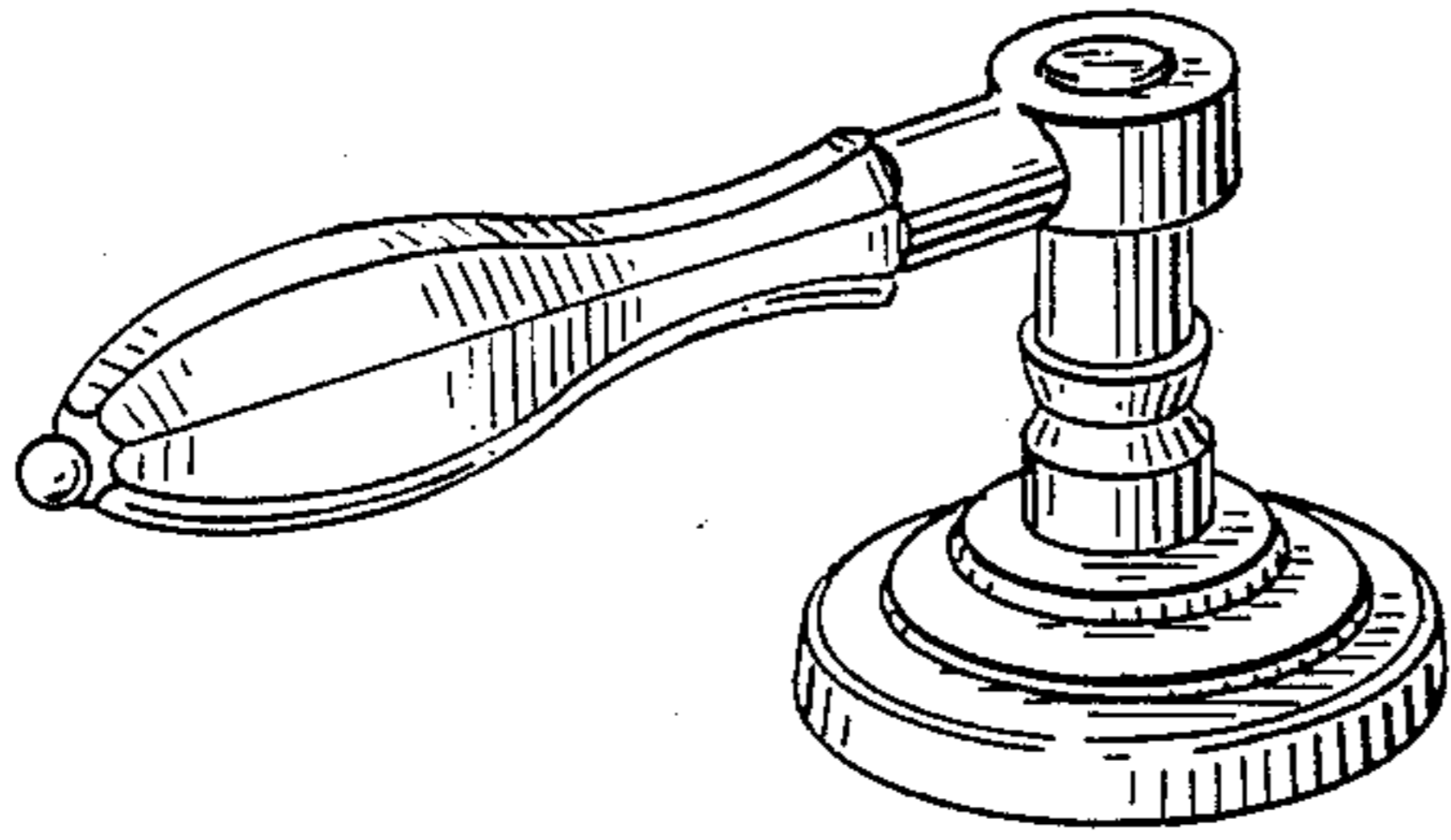


FIG. 1




FIG. 4




FIG. 5

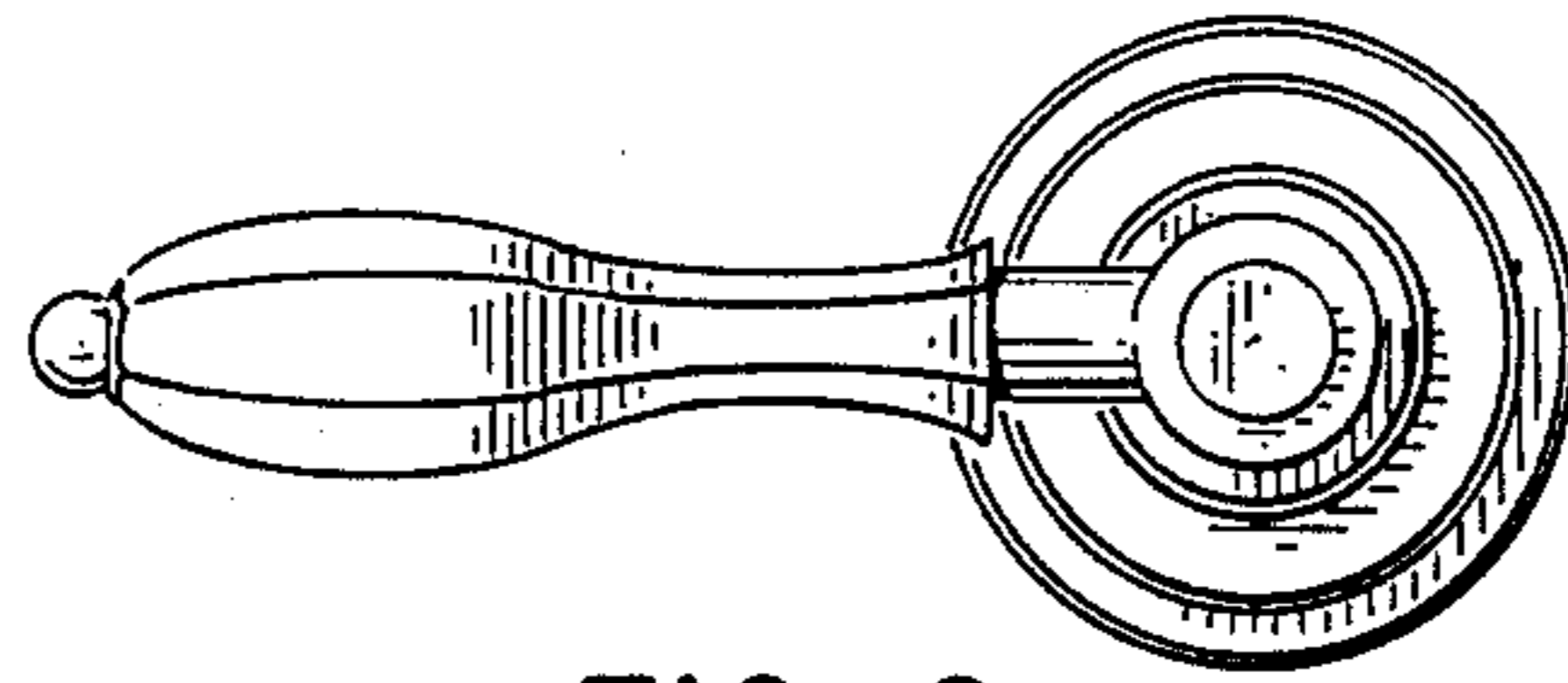


FIG. 2

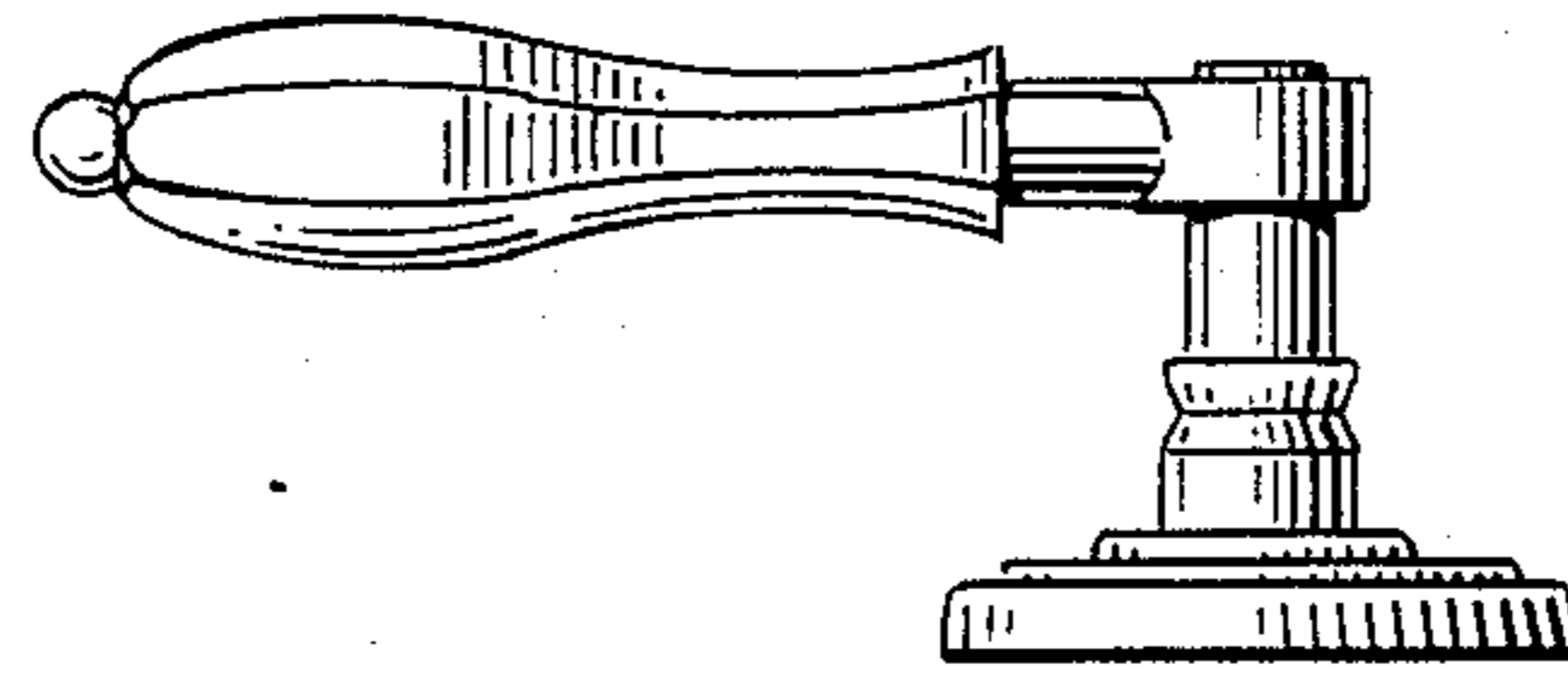


FIG. 3