

[54] COMBINED KEY STORAGE STAND AND CARRIER

[76] Inventor: James C. Blignaut, 803 Cimarron Pkwy., Dunwoody, Ga. 30350

[**] Term: 14 Years

[21] Appl. No.: 17,804

[22] Filed: Feb. 24, 1987

[52] U.S. Cl. D6/468; D6/397

[58] Field of Search D6/310, 311, 312, 466, D6/467, 468, 397; 211/13, 59.1; D3/30.1, 61

[56] References Cited

U.S. PATENT DOCUMENTS

D. 168,997	3/1953	Horwitz	D6/399
4,739,886	4/1988	Seaberg	211/13
4,775,053	10/1988	Geiger	211/13

OTHER PUBLICATIONS

Domus, p. 31, Jul. 1979; Wall Mounted Triangle for Holding Pots.

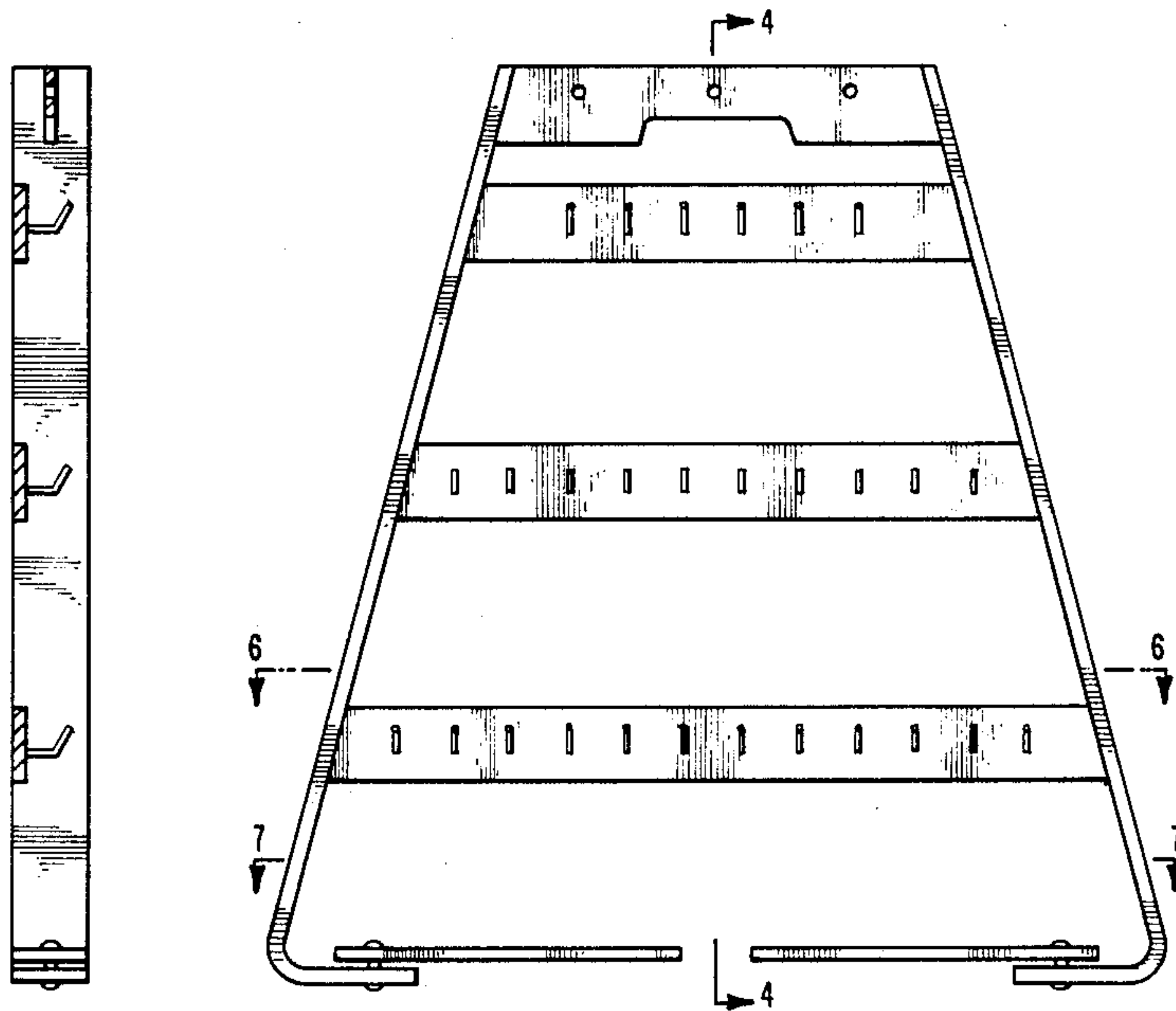
Primary Examiner—Carmen H. Vales-Lado
Attorney, Agent, or Firm—Woodard, Emhardt, Naughton, Moriarty & McNett

[57] CLAIM

The ornamental design for a combined key storage stand and carrier, as shown and described.

DESCRIPTION

FIG. 1 is a front elevational view of a combined key storage stand and carrier showing my new design;
 FIG. 2 is a top plan view thereof;
 FIG. 3 is a side elevational view the opposite side being a mirror image;
 FIG. 4 is a cross-sectional view taken along line 4—4 of FIG. 1;
 FIG. 5 is a bottom plan view thereof;
 FIG. 6 is a sectional view taken along line 6—6 of FIG. 1; and
 FIG. 7 is a sectional view taken along line 7—7 of FIG. 1.
 1.
 The legs of the stand are in folded position for carrying.



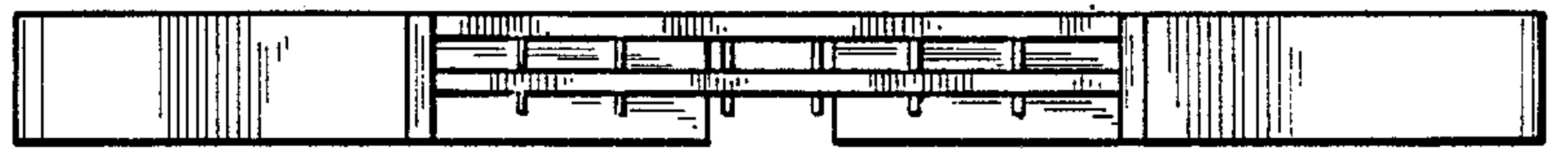


Fig.2

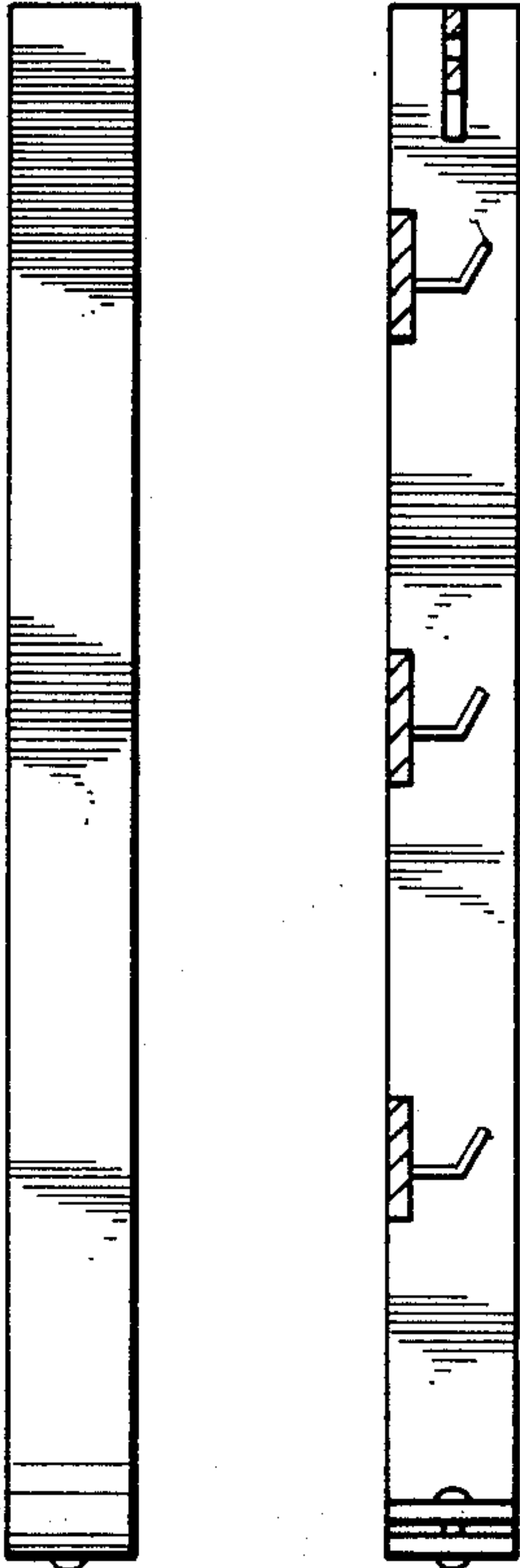


Fig.3 Fig.4

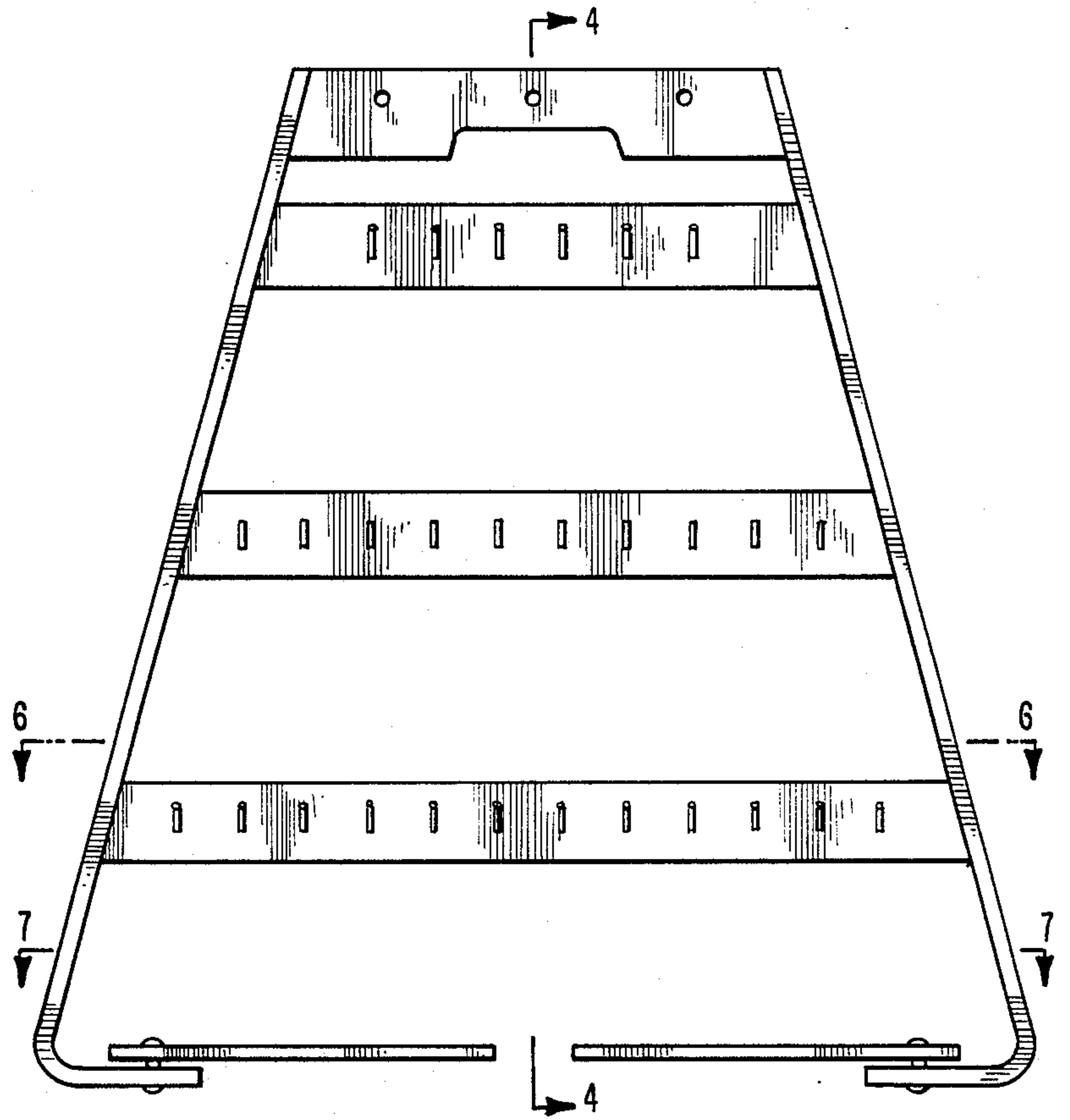


Fig.1

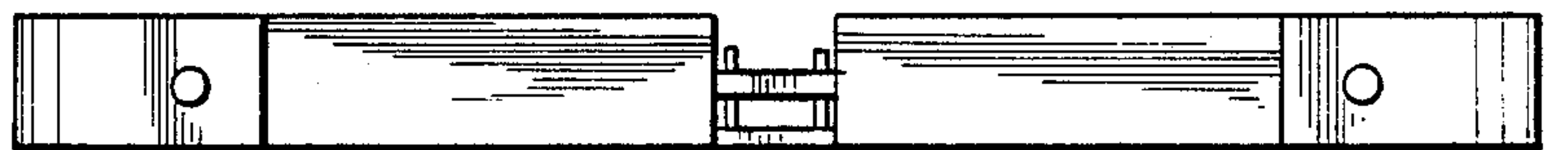


Fig.5

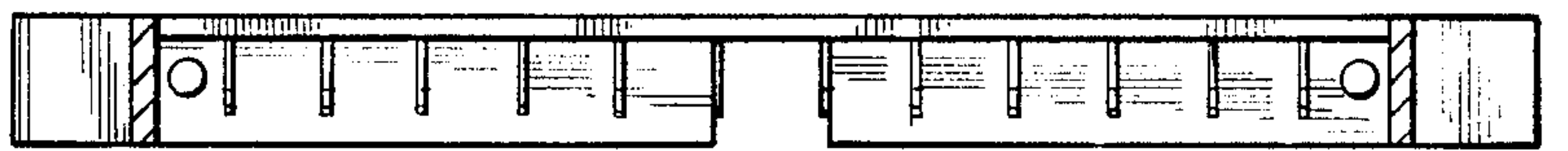


Fig.6



Fig.7