

[54] PHYSICAL EXERCISER

[76] Inventor: Ando Kunio, Kita 3-Chome, Kunitachi-Shi, Japan

[**] Term: 14 Years

[21] Appl. No.: 120,792

[22] Filed: Nov. 13, 1987

Related U.S. Application Data

[63] Continuation-in-part of Ser. No. 930,377, Nov. 12, 1986, Pat. No. Des. 300,338.

[52] U.S. Cl. D21/198

[58] Field of Search D21/191-199; 272/67, 68, 93, 142, 137, 143, 135

[56] References Cited

U.S. PATENT DOCUMENTS

| | | | |
|------------|--------|----------------|---------|
| D. 232,368 | 8/1974 | Shales | D21/198 |
| D. 242,936 | 1/1977 | Docic | D21/198 |
| 3,592,467 | 7/1971 | Pereira | 272/67 |
| 3,746,336 | 7/1973 | Tanimoto | 272/67 |

Primary Examiner—Charles A. Rademaker
Attorney, Agent, or Firm—Weingram & Zall

[57] CLAIM

The ornamental design for a physical exerciser, as shown.

DESCRIPTION

FIG. 1 is a front elevational view of a physical exerciser showing my new design;

FIG. 2 is a left side elevational view thereof;

FIG. 3 is a right side elevational view thereof;

FIG. 4 is a rear elevational view thereof;

FIG. 5 is a top plan view thereof;

FIG. 6 is a bottom plan view thereof; and,

FIG. 7 is a perspective view thereof.

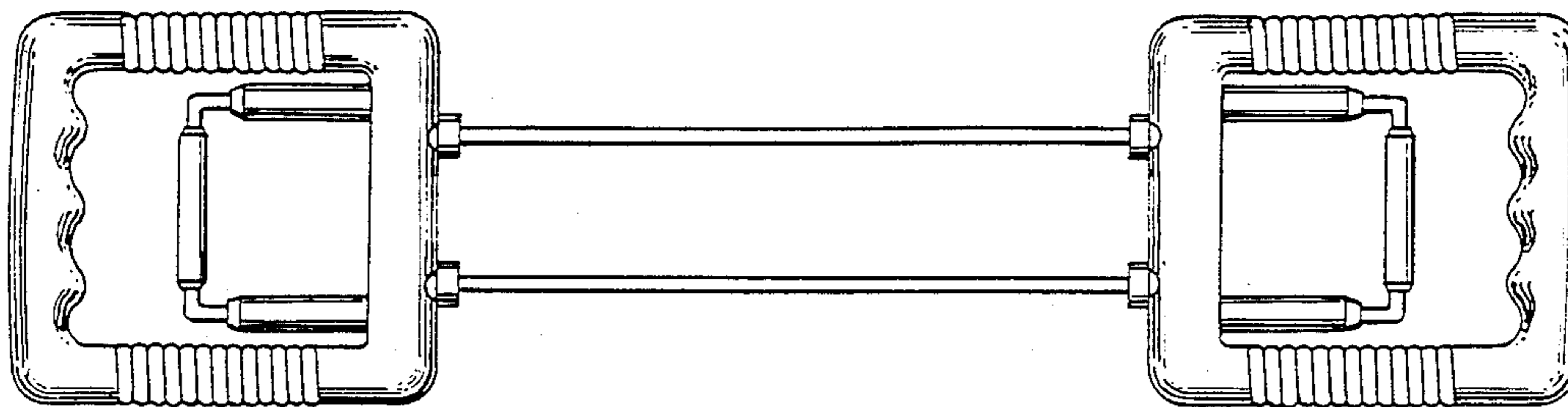


FIG. 1

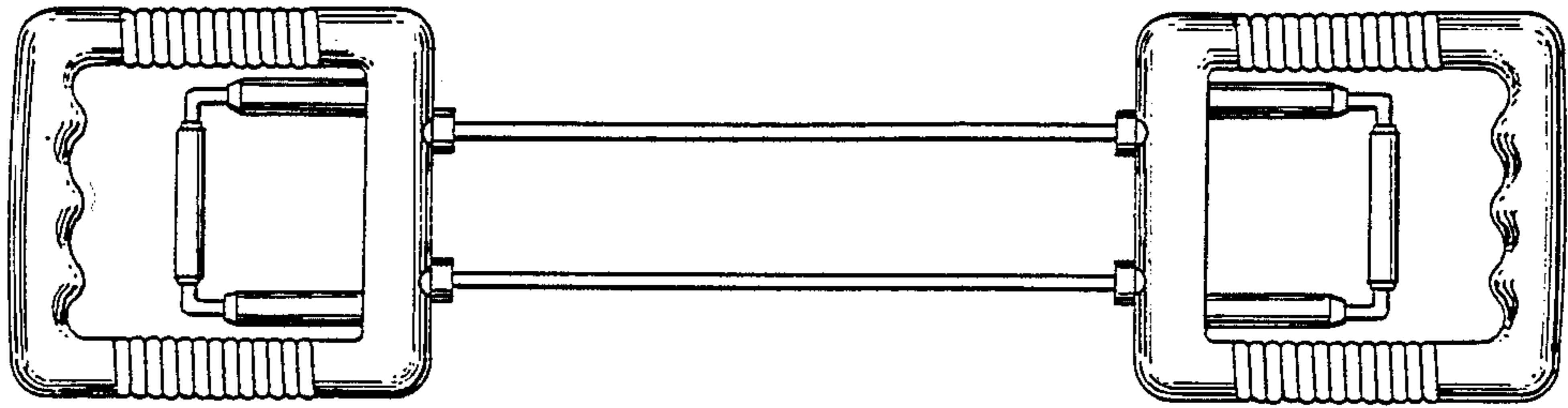


FIG. 2



FIG. 3



FIG. 4




FIG. 5

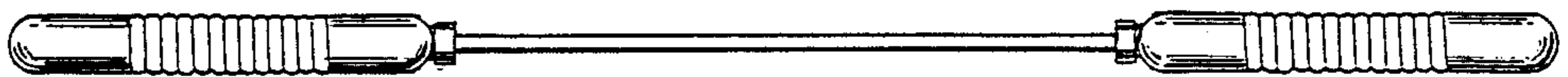


FIG. 6

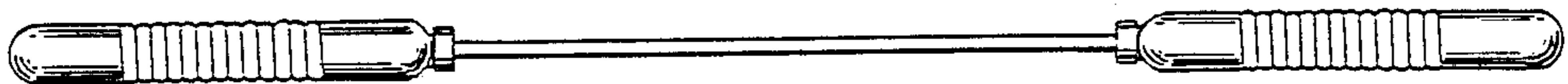


FIG. 7

