

[54] **STRAP FOR A WRISTWATCH**

[75] **Inventor: Masamichi Wakamatsu, Fussa, Japan**

[73] **Assignee: Casio Computer Co. Ltd., Tokyo, Japan**

[**] **Term: 14 Years**

[21] **Appl. No.: 350,021**

[22] **Filed: May 9, 1989**

Related U.S. Application Data

[62] **Division of Ser. No. 70,517, Jul. 7, 1987.**

[52] **U.S. Cl. D11/5; D11/93**

[58] **Field of Search D11/1-25, D11/37-39, 93-94; D10/32; 63/2-11; 59/78, 79.1-79.3, 80-82, 84**

[56] **References Cited**

U.S. PATENT DOCUMENTS

D. 249,244	9/1978	Salter	D11/32
D. 254,845	4/1980	Young	D11/19
D. 297,417	8/1988	Asano et al.	D10/32
895,078	8/1908	Döppenschmitt	D11/2

Primary Examiner—B. J. Bullock

Assistant Examiner—R. T. Seifert

Attorney, Agent, or Firm—Frishauf, Holtz, Goodman & Woodward

[57] **CLAIM**

The ornamental design for a strap for a wristwatch, as shown and described.

DESCRIPTION

FIG. 1 is a front elevational view of a strap for a wristwatch showing my new design;
 FIG. 2 is a right side elevational view thereof;
 FIG. 3 is a left side elevational view;
 FIG. 4 is a top plan view thereof;
 FIG. 5 is a bottom plan elevational view thereof;
 FIG. 6 is a rear elevational view thereof;
 FIG. 7 is a perspective view thereof;
 FIG. 8 is a front elevational view of a first modified embodiment of the strap for wristwatch shown in FIG. 1;
 FIG. 9 is a right side elevational view thereof;
 FIG. 10 is a left side elevational view thereof;
 FIG. 11 is a top plan view thereof;
 FIG. 12 is a bottom plan view thereof;
 FIG. 13 is a rear elevational view thereof;
 FIG. 14 is a perspective view thereof;
 FIG. 15 is a front elevational view of a second modified embodiment of the strap for wrist watch shown in FIG. 1;
 FIG. 16 is a right side elevational view thereof;
 FIG. 17 is a left side elevational view;
 FIG. 18 is a top plan view thereof;
 FIG. 19 is a bottom plan elevational view thereof;
 FIG. 20 is a rear elevational view thereof; and
 FIG. 21 is a perspective view thereof.



FIG. 3



FIG. 1





FIG. 2



FIG. 4



FIG. 5



FIG. 6

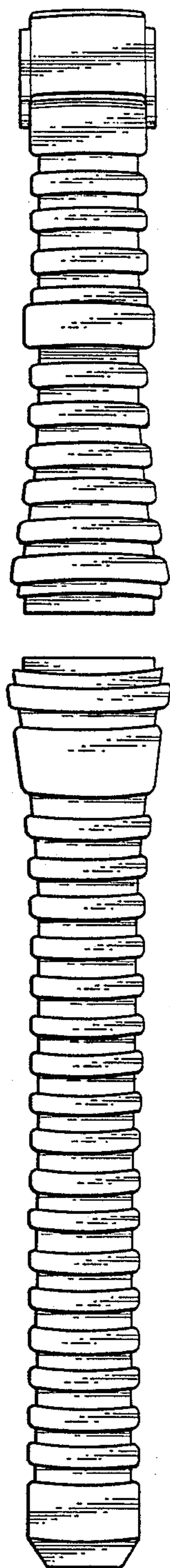


FIG. 7

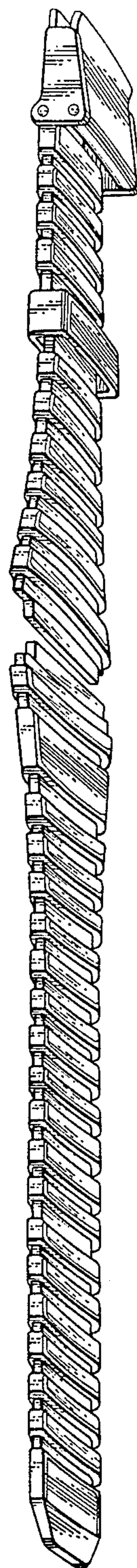


FIG. 10 FIG. 8

FIG. 9

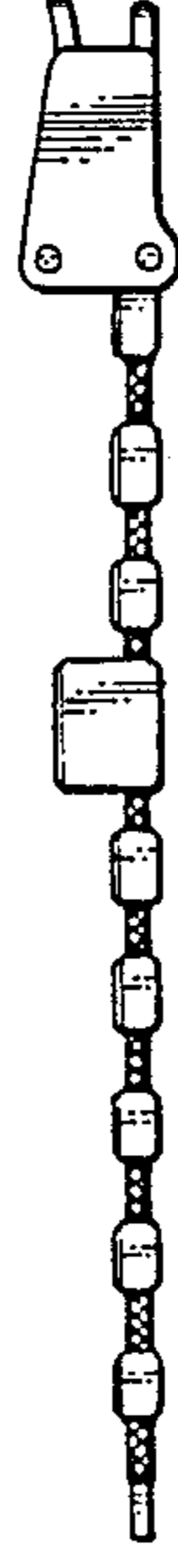

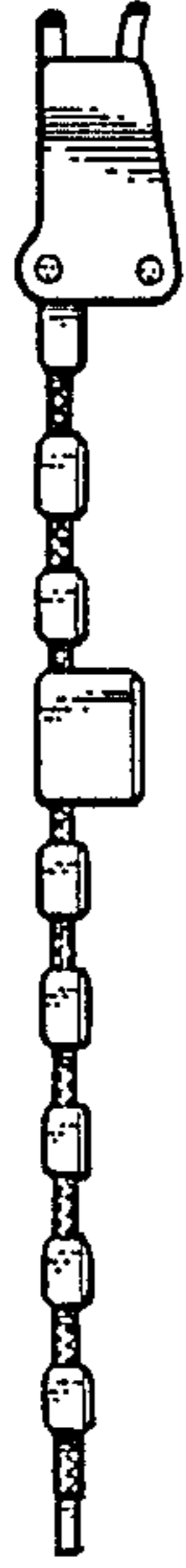


FIG. 11




FIG. 12



FIG. 13

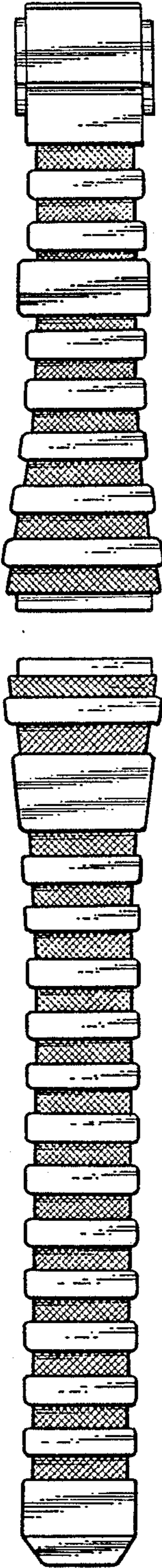
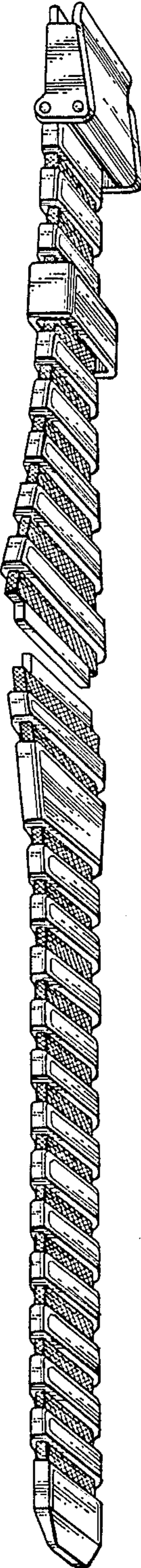


FIG. 14



UNITED STATES PATENT AND TRADEMARK OFFICE
CERTIFICATE OF CORRECTION

PATENT NO. : DES.305,622
DATED : January 23, 1990
INVENTOR(S) : M. WAKAMATSU

It is certified that error appears in the above-identified patent and that said Letters Patent is hereby corrected as shown below:

In the title page, the inventor's address should read --Tokyo, Japan-- instead of "Fussa, Japan".

Column 2 of the title page, under "DESCRIPTION":

- Line 4, insert --thereof-- after "view".
- Line 9, delete "first" before "modified".
- Line 10, insert --a-- after "for".
- Line 15, insert --and-- after "thereof;".
- Line 16, replace ";" with --.-- after "thereof".
- Delete lines 17-25.

**Signed and Sealed this
First Day of January, 1991**

Attest:

Attesting Officer

HARRY F. MANBECK, JR.

Commissioner of Patents and Trademarks