

[54] DISPLAY TRAY FOR FRUIT OR THE LIKE

[75] Inventor: Dean B. Blaser, Bryan, Ohio

[73] Assignee: Potter, Inc., Bryan, Ohio

[\*\*] Term: 14 Years

[21] Appl. No.: 842,001

[22] Filed: Mar. 6, 1986

[52] U.S. Cl. .... D34/40; D9/456

[58] Field of Search ..... D7/27, 37, 38; D9/341, D9/425, 424, 456, 347, 344, 432; 206/559, 557, 562, 564, 565; D34/40

[56] References Cited

U.S. PATENT DOCUMENTS

- D. 33,071 8/1900 Haviland .
- D. 35,232 10/1901 Muschenheim .
- D. 43,800 4/1913 Ebeling .
- D. 47,344 5/1915 Sebring .
- D. 89,522 3/1933 Wesp .
- D. 115,398 6/1939 Heath .
- D. 223,189 3/1972 Dittman ..... D9/425

- D. 227,751 7/1973 Gardner .
- D. 229,036 11/1973 Joorase ..... D9/425
- D. 230,929 3/1974 Wang .
- D. 263,668 4/1982 Knutson .
- D. 271,651 12/1983 Knutson .
- D. 271,835 12/1983 Knutson .
- D. 273,927 5/1984 Knutson .
- D. 278,588 4/1985 Knutson .
- 1,924,926 8/1933 Gray .

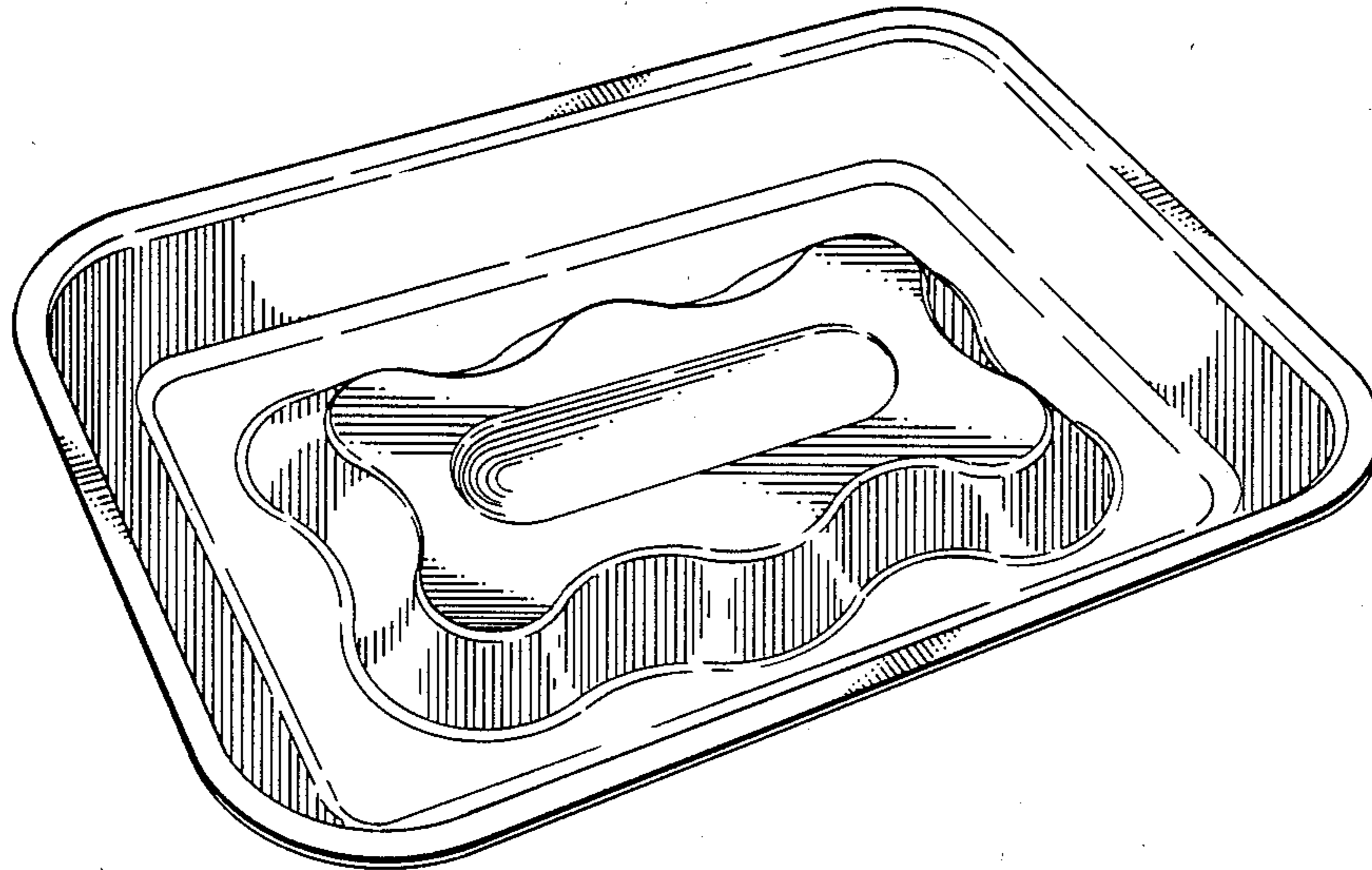
Primary Examiner—B. J. Bullock  
Assistant Examiner—R. T. Seifert  
Attorney, Agent, or Firm—Michael A. O'Neil

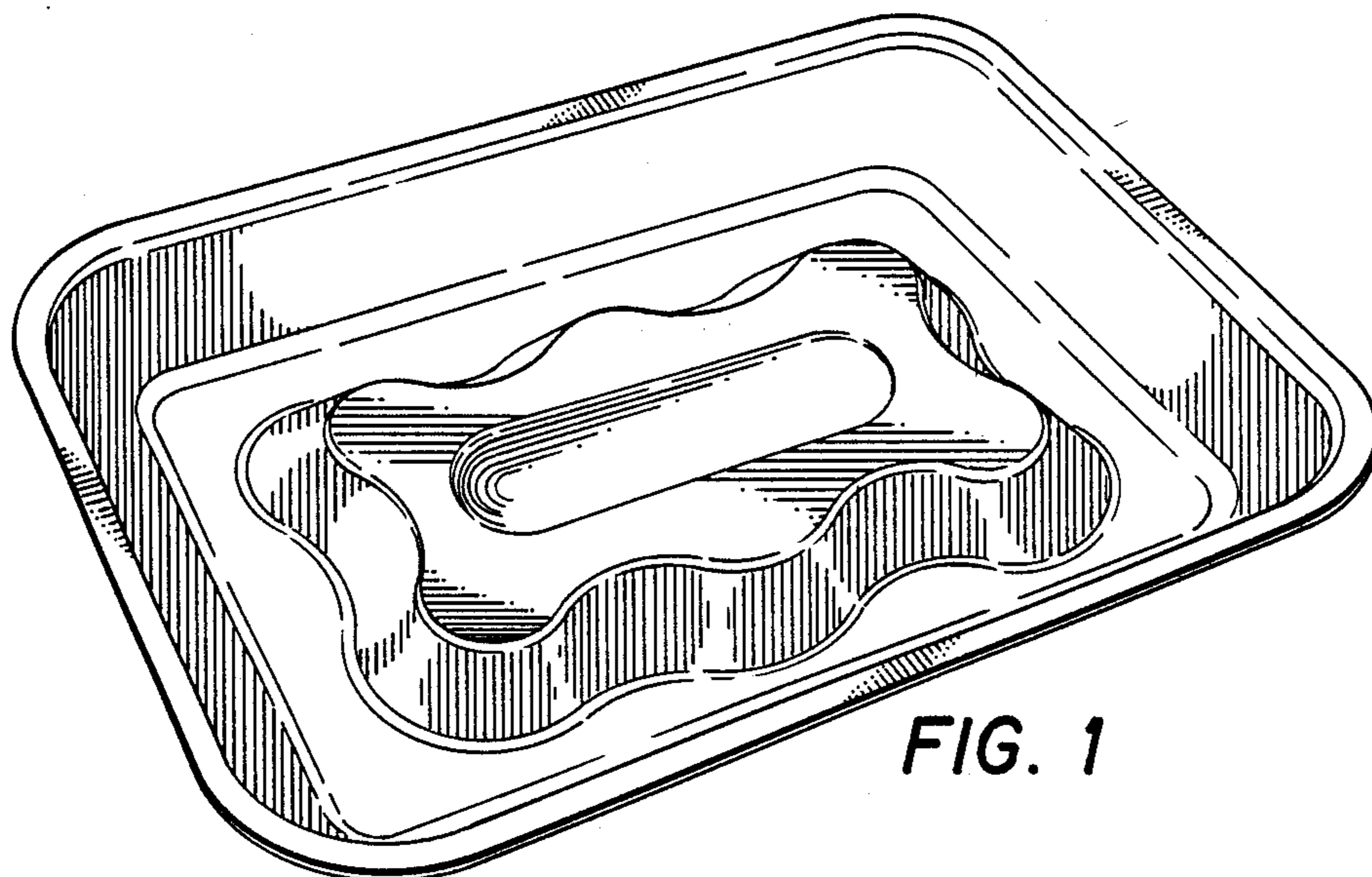
[57] CLAIM

The ornamental design for a display tray for fruit or the like, as shown.

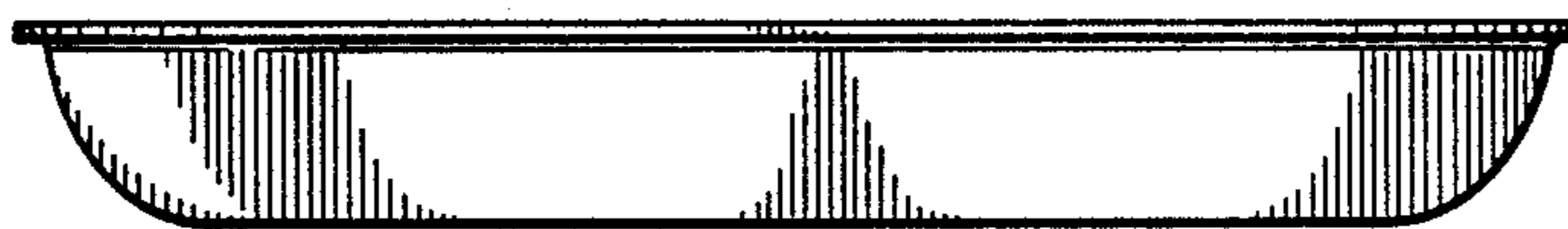
DESCRIPTION

FIG. 1 is a perspective view of a tray showing my new design;  
FIG. 2 is a side elevation view thereof;  
FIG. 3 is an end elevation view thereof;  
FIG. 4 is a top plan view thereof; and  
FIG. 5 is a bottom plan view thereof.





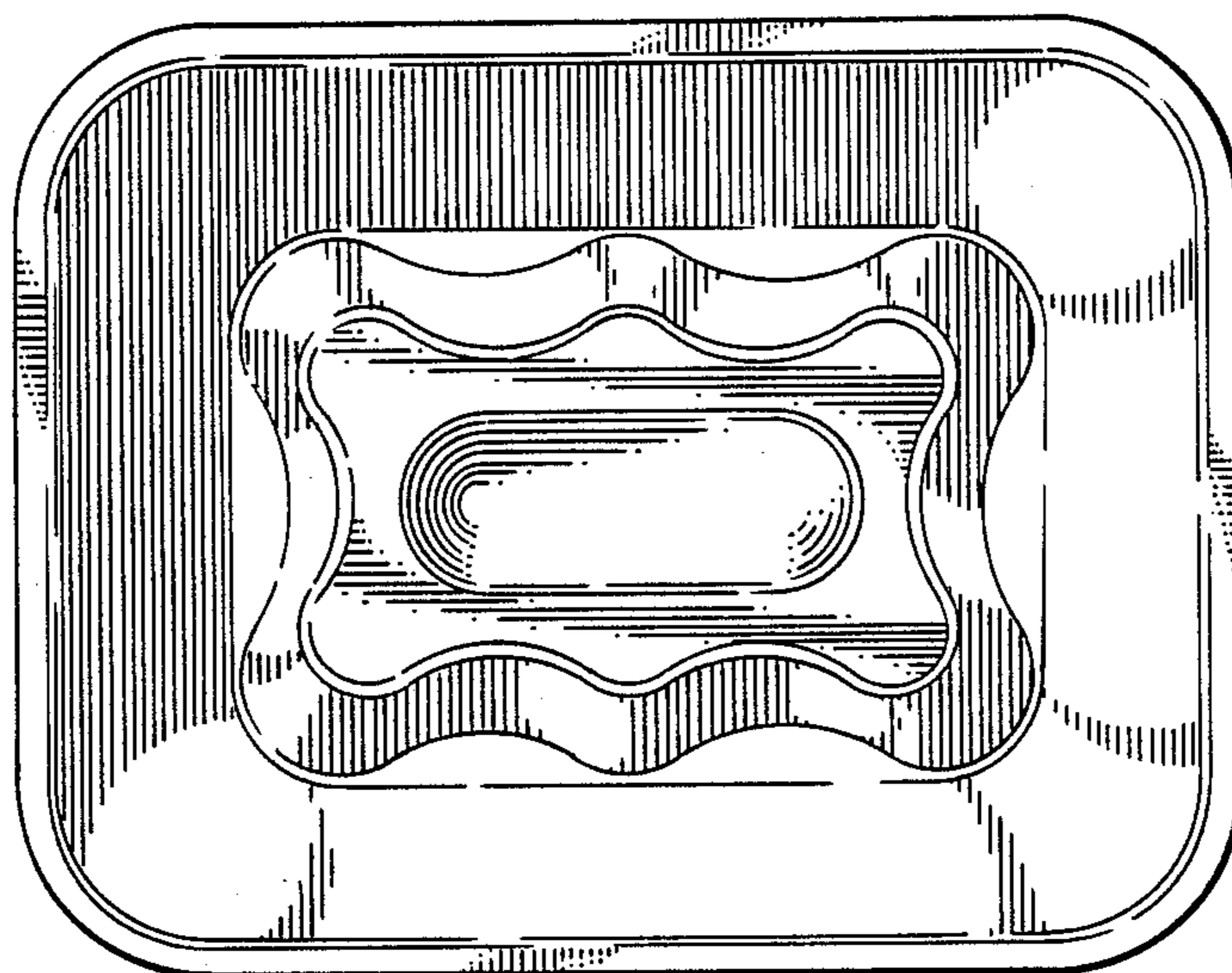
*FIG. 1*



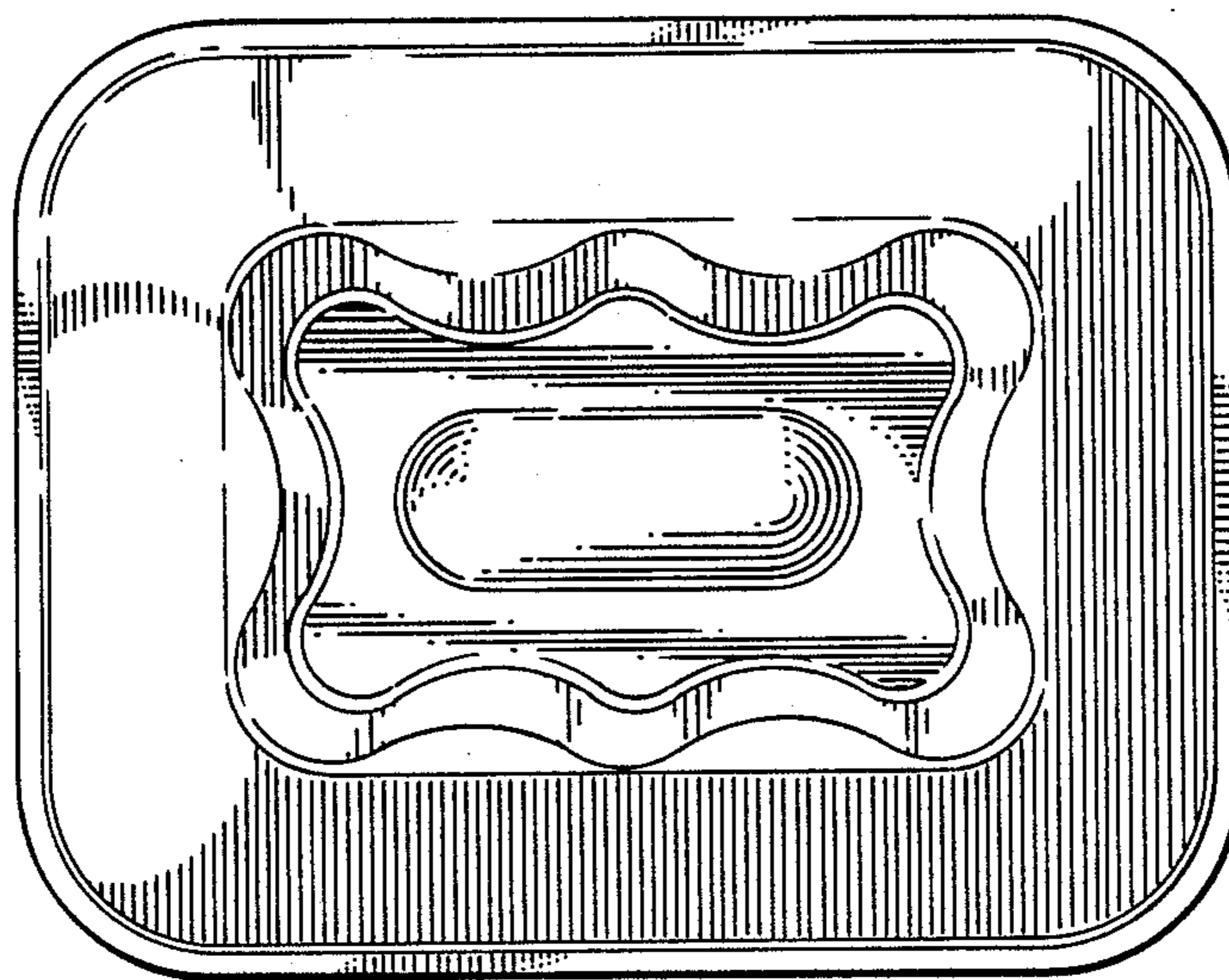
*FIG. 2*



*FIG. 3*



**FIG. 4**



**FIG. 5**