

[54] **RETRACTABLE BLADE KNIFE**

[75] Inventor: **Shintaro Tsuji**, Tokyo, Japan
[73] Assignee: **Sanrio Company, Ltd.**, Tokyo, Japan
[**] Term: **14 Years**
[21] Appl. No.: **70,513**
[22] Filed: **Jul. 7, 1987**
[52] U.S. Cl. **D8/99**
[58] Field of Search **D8/14, 95-102, D8/107; 30/155-163, 2, 294, 314, DIG. 3, 340, 112, 308, 329-339; 7/158, 118, 119**

[56] **References Cited**

U.S. PATENT DOCUMENTS

D. 155,087 9/1949 Gordenier D8/102
D. 264,803 6/1982 Machida D8/99
460,658 10/1891 Pickering 7/118
2,474,609 6/1949 Wolf 30/162

FOREIGN PATENT DOCUMENTS

1522454 8/1978 United Kingdom 30/335

OTHER PUBLICATIONS

Hong Kong Enterprise, Apr. 1983, p. 196; retractable blade cutters on left side of page.

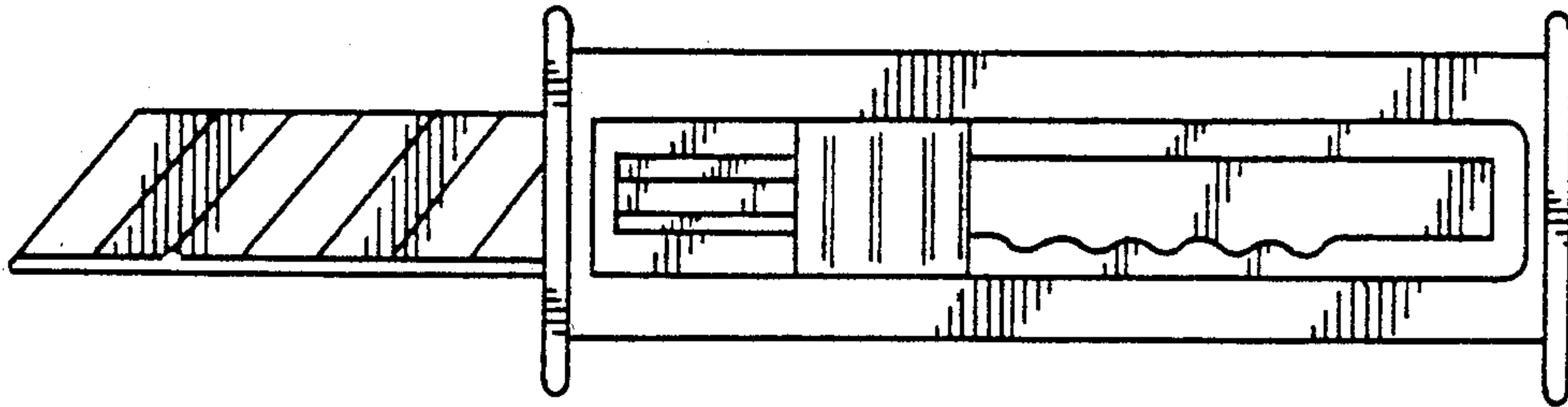
Primary Examiner—Nelson C. Holtje
Assistant Examiner—Clare E. Heflin
Attorney, Agent, or Firm—Owen, Wickersham & Erickson

[57] **CLAIM**

The ornamental design for a retractable blade knife, as shown and described.

DESCRIPTION

FIG. 1 is a side elevational view of the retractable blade knife showing my new design with the blade extended; FIG. 2 is a front elevational view thereof; FIG. 3 is a rear elevational view of the retractable blade knife showing my new design with the blade in the retracted position; FIG. 4 is a side elevational view thereof; FIG. 5 is an opposite side elevational view thereof; FIG. 6 is a front elevational view thereof; FIG. 7 is a cross-sectional view thereof taken along the line 7-7 in FIG. 5; FIG. 8 is a top plan view thereof; FIG. 9 is a bottom plan view thereof.



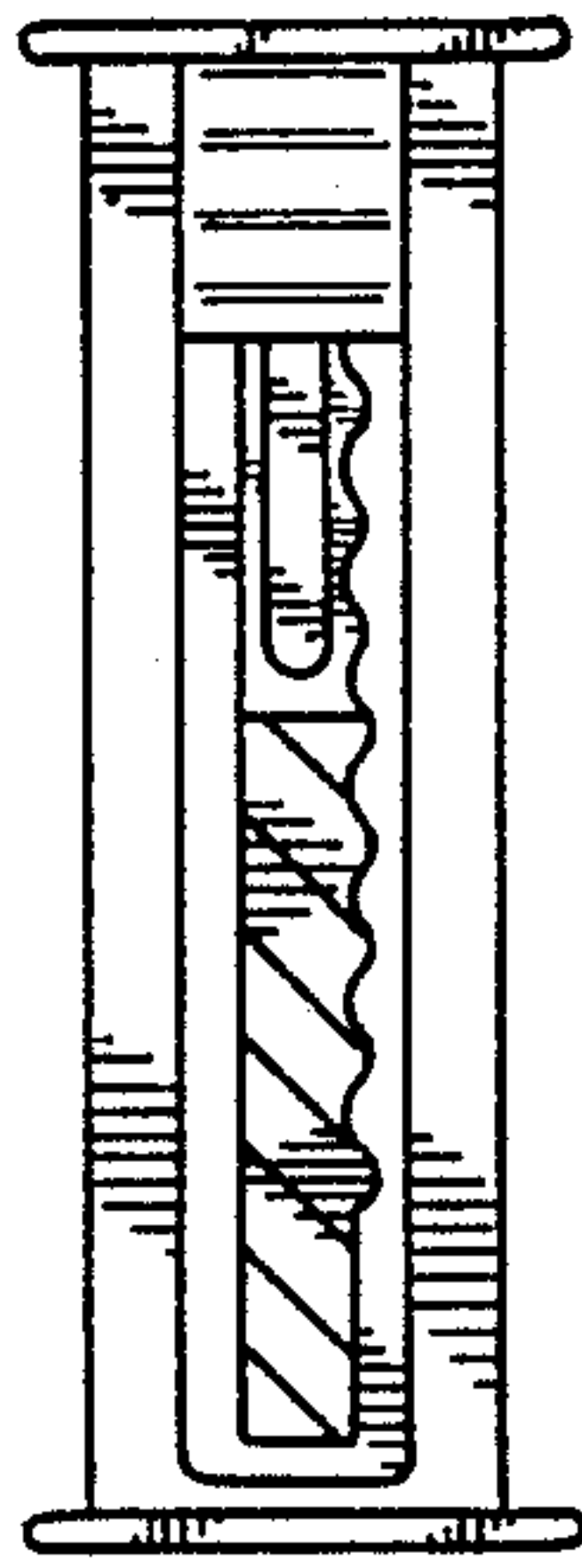


FIG. 6

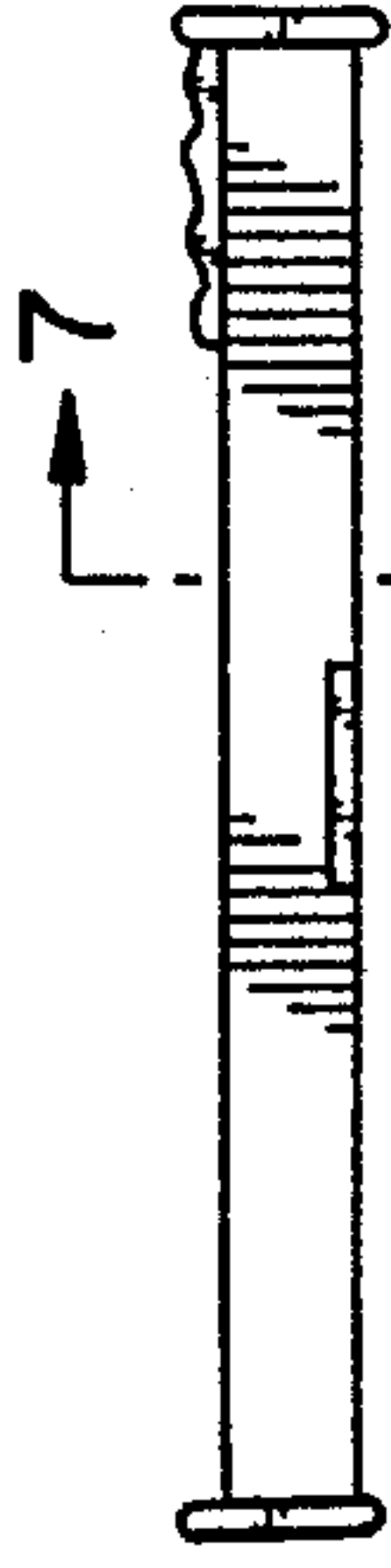


FIG. 5

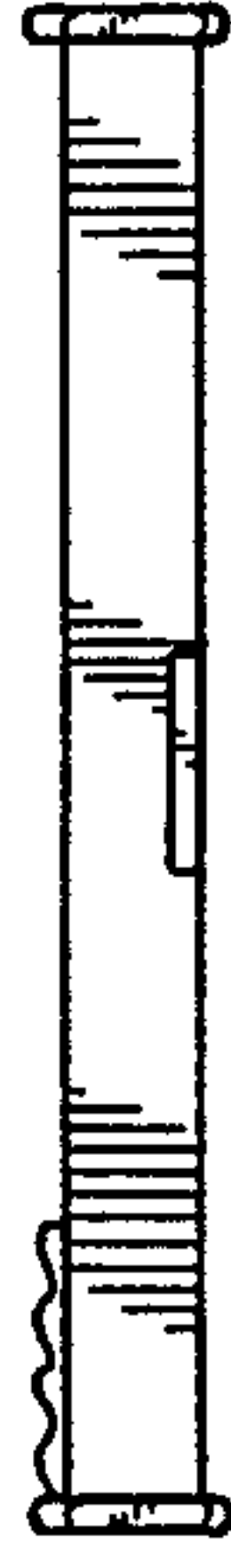


FIG. 4

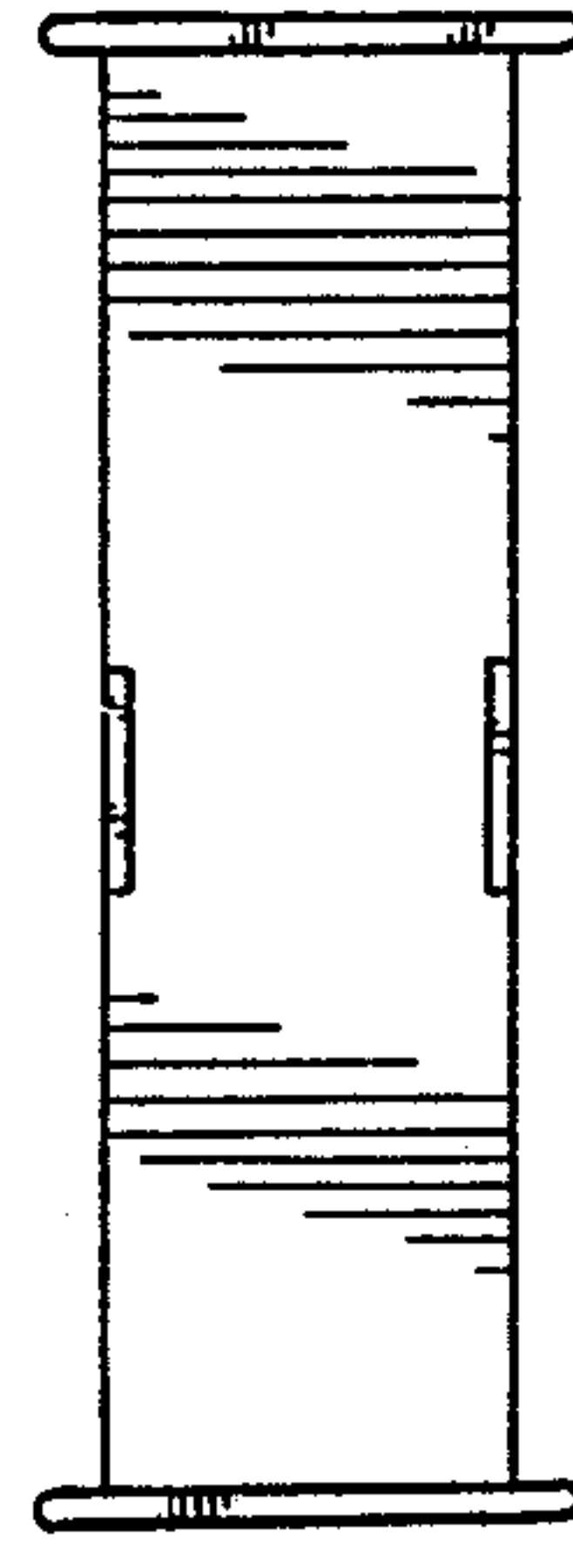


FIG. 3

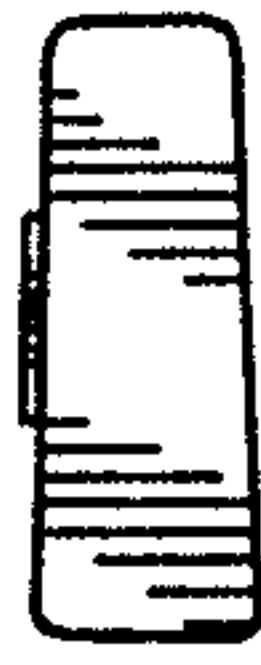


FIG. 9

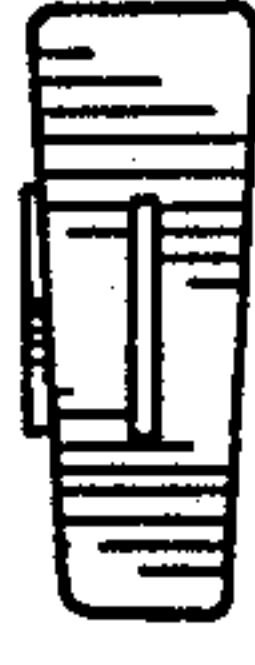


FIG. 8



FIG. 7

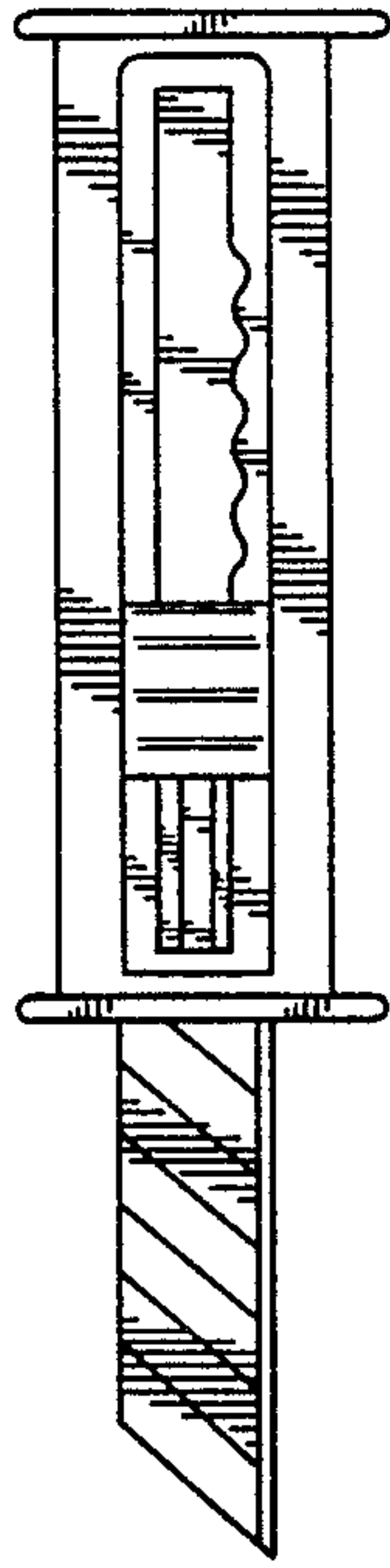


FIG. 2

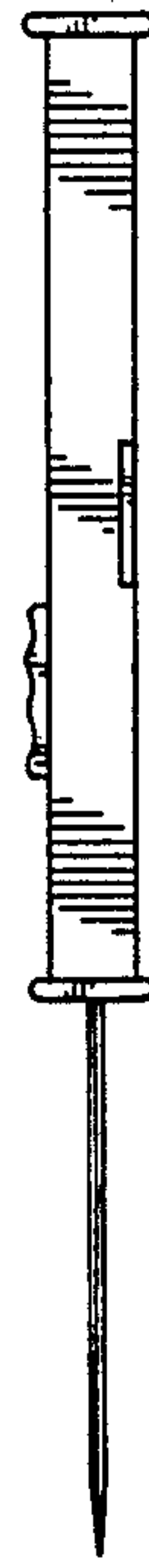


FIG. 1