

[54] PLATE
[75] Inventor: Eiji Natori, Konosu, Japan
[73] Assignee: Chuo Kagaku Kabushiki Kaisha, Konosu, Japan

D. 70,867 8/1926 Thompson D7/1
D. 84,863 8/1931 Wesp D7/1
D. 163,032 4/1951 Forman D7/37
D. 241,494 9/1976 Mercadante D7/36
D. 270,898 10/1983 Nemura et al. D9/429

[**] Term: 14 Years
[21] Appl. No.: 942,579
[22] Filed: Dec. 16, 1986

Primary Examiner—Winifred E. Herrmann
Attorney, Agent, or Firm—Jordan and Hamburg

[30] Foreign Application Priority Data

[57] CLAIM

Oct. 7, 1986 [JP] Japan 61-39777
[52] U.S. Cl. D7/1; D7/36; D7/37
[58] Field of Search D7/23, 37, 3, 28, 33, D7/34, 35, 29, 36, 45; D9/428, 429

The ornamental design for a plate, as shown and described.

[56] References Cited
U.S. PATENT DOCUMENTS

DESCRIPTION

D. 28,927 6/1898 Haviland D7/1

FIG. 1 is a perspective view of a plate showing my new design;
FIG. 2 is a top plan view thereof;
FIG. 3 is a bottom plan view thereof;
FIG. 4 is a front elevational view thereof, the rear elevational view being a mirror image thereof;
FIG. 5 is a left side elevational view thereof, the right side elevational view being mirror image thereof.

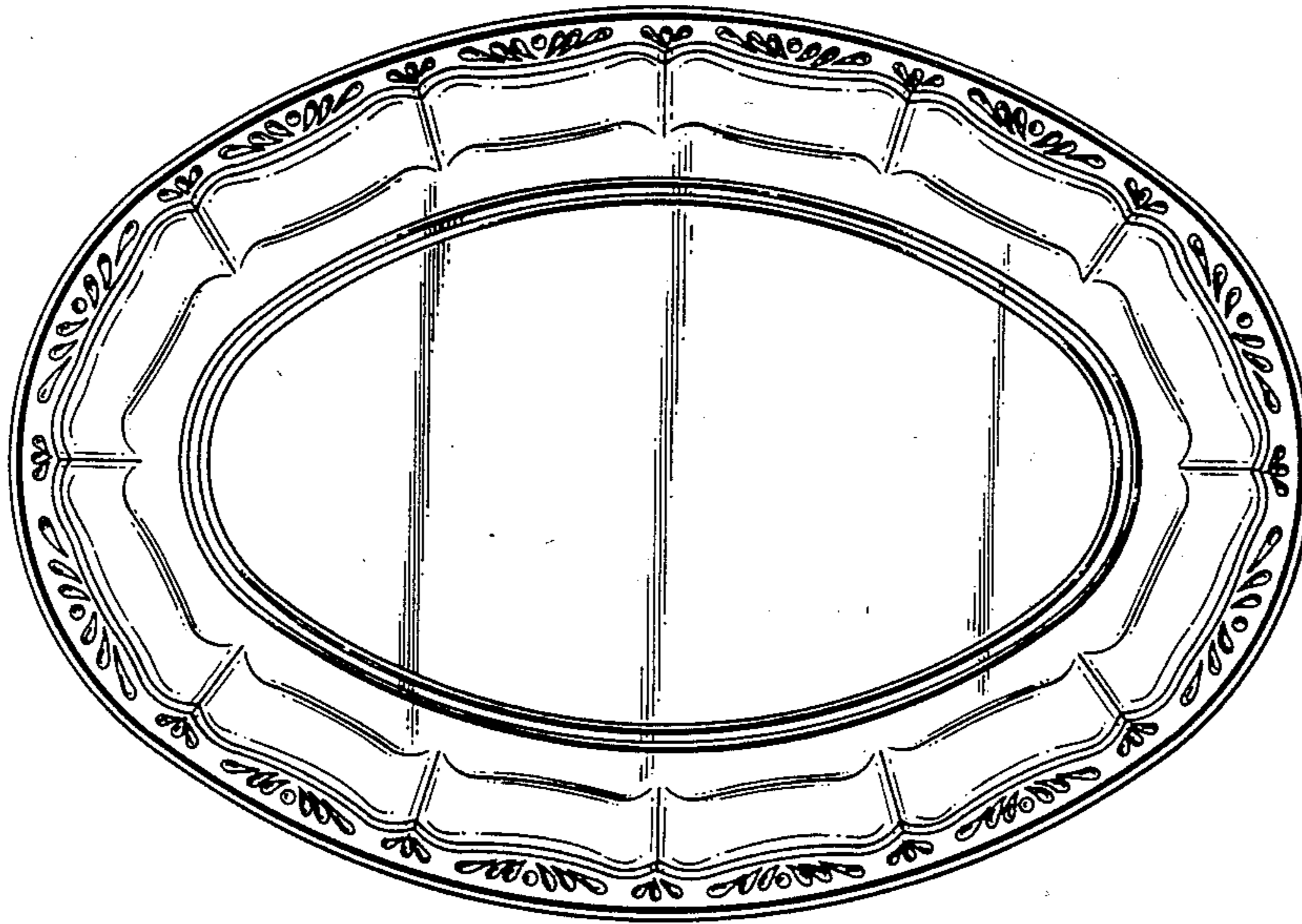


FIG. 1




FIG. 2

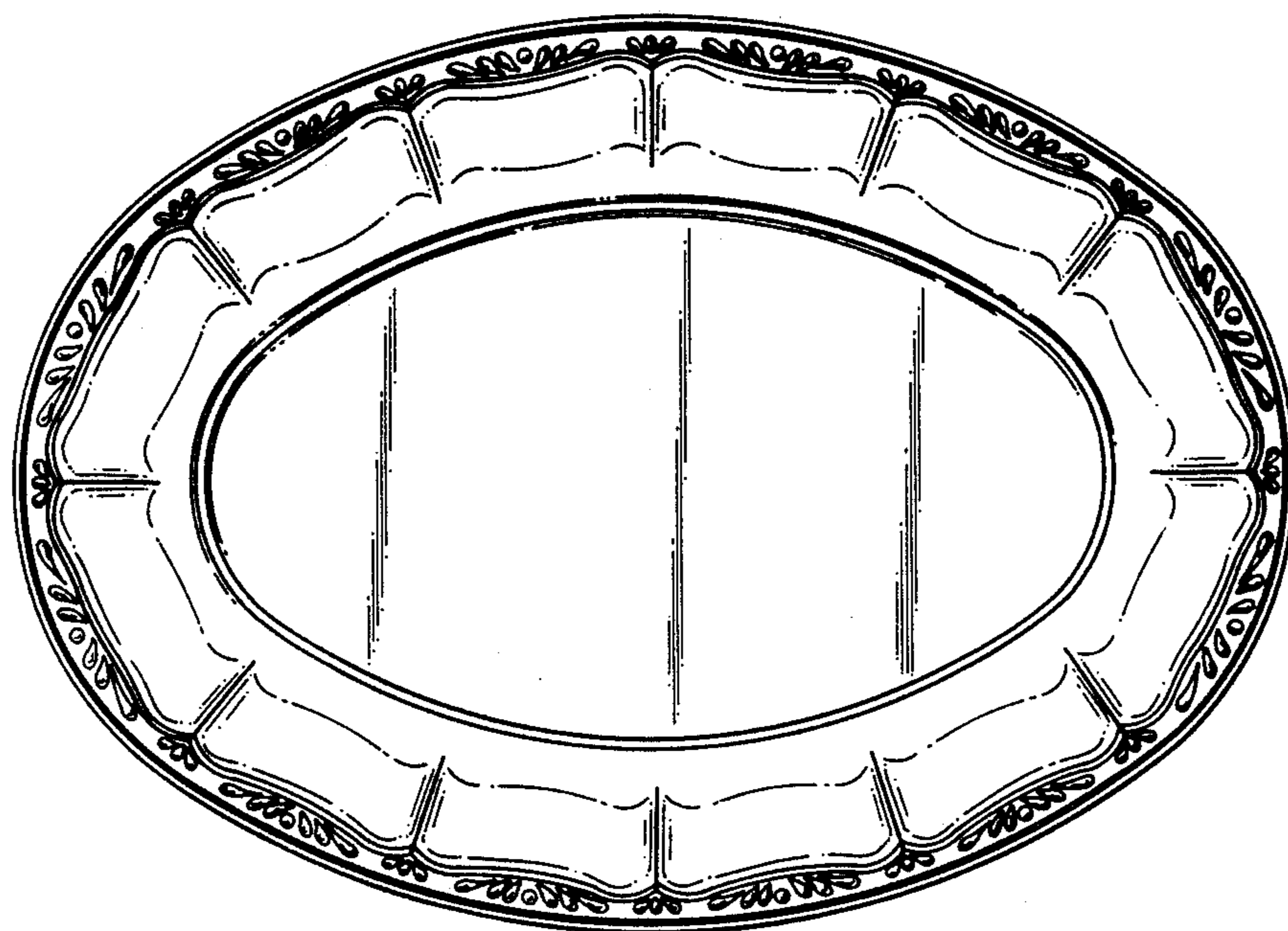


FIG.3

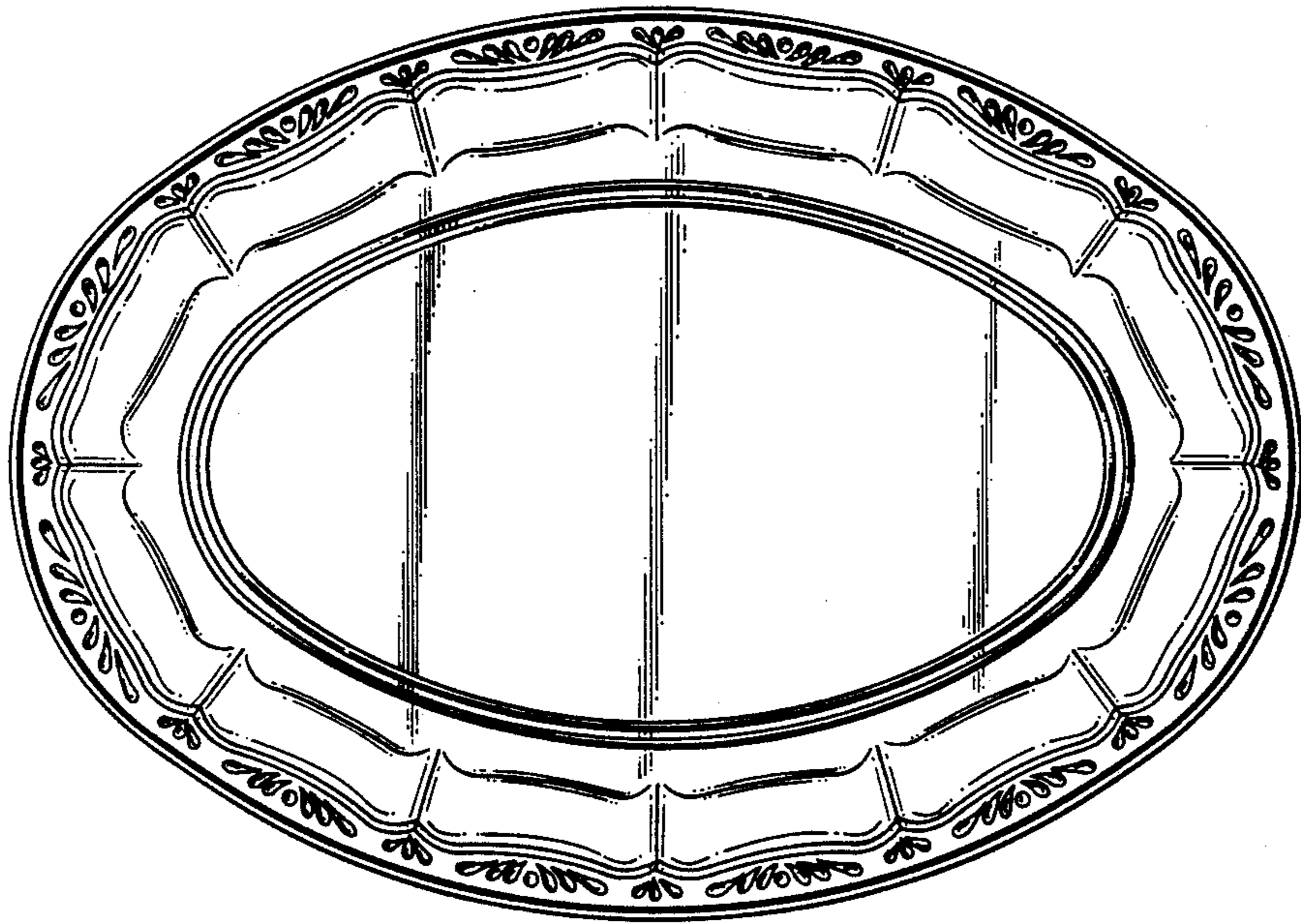


FIG.4



FIG.5

