

[54] CASE FOR VIDEO TAPE CASSETTE

[75] Inventor: Tatsuya Nozaki, Tokyo, Japan

[73] Assignee: Credix Corporation, Tokyo, Japan

[\*\*] Term: 14 Years

[21] Appl. No.: 910,749

[22] Filed: Sep. 23, 1986

[52] U.S. Cl. .... D3/35

[58] Field of Search ..... D3/35; 206/387

[56] References Cited

U.S. PATENT DOCUMENTS

- D. 223,739 5/1972 Weiss et al. .... 206/387
- D. 264,770 6/1982 Long ..... D3/35
- D. 265,525 7/1982 Basili et al. .... D3/35
- 4,303,159 12/1981 Stone et al. .... 206/387

FOREIGN PATENT DOCUMENTS

- 3219215 12/1982 Fed. Rep. of Germany ..... 206/387
- 0050363 3/1982 Japan ..... 206/387
- 2187168 9/1987 United Kingdom ..... 206/387

Primary Examiner—Nelson C. Holtje  
Assistant Examiner—Antoine D. Davis  
Attorney, Agent, or Firm—McGlew & Tuttle

[57] CLAIM

The ornamental design for case for video tape cassette, as shown and described.

DESCRIPTION

FIG. 1 is a top plan view of a case for video tape cassette showing my new design;  
 FIG. 2 is a front elevational view thereof;  
 FIG. 3 is a left side elevational view thereof;  
 FIG. 4 is a right side elevational view thereof;  
 FIG. 5 is a cross-sectional view thereof as taken from line A—A of FIG. 2;  
 FIG. 6 is a top plan view of FIG. 7;  
 FIG. 7 is an extended plan view thereof showing the case in the open position;  
 FIG. 8 is a left side elevational view of FIG. 7;  
 FIG. 9 is a right side elevational view of FIG. 7;  
 FIG. 10 is a bottom and left rear perspective view thereof.

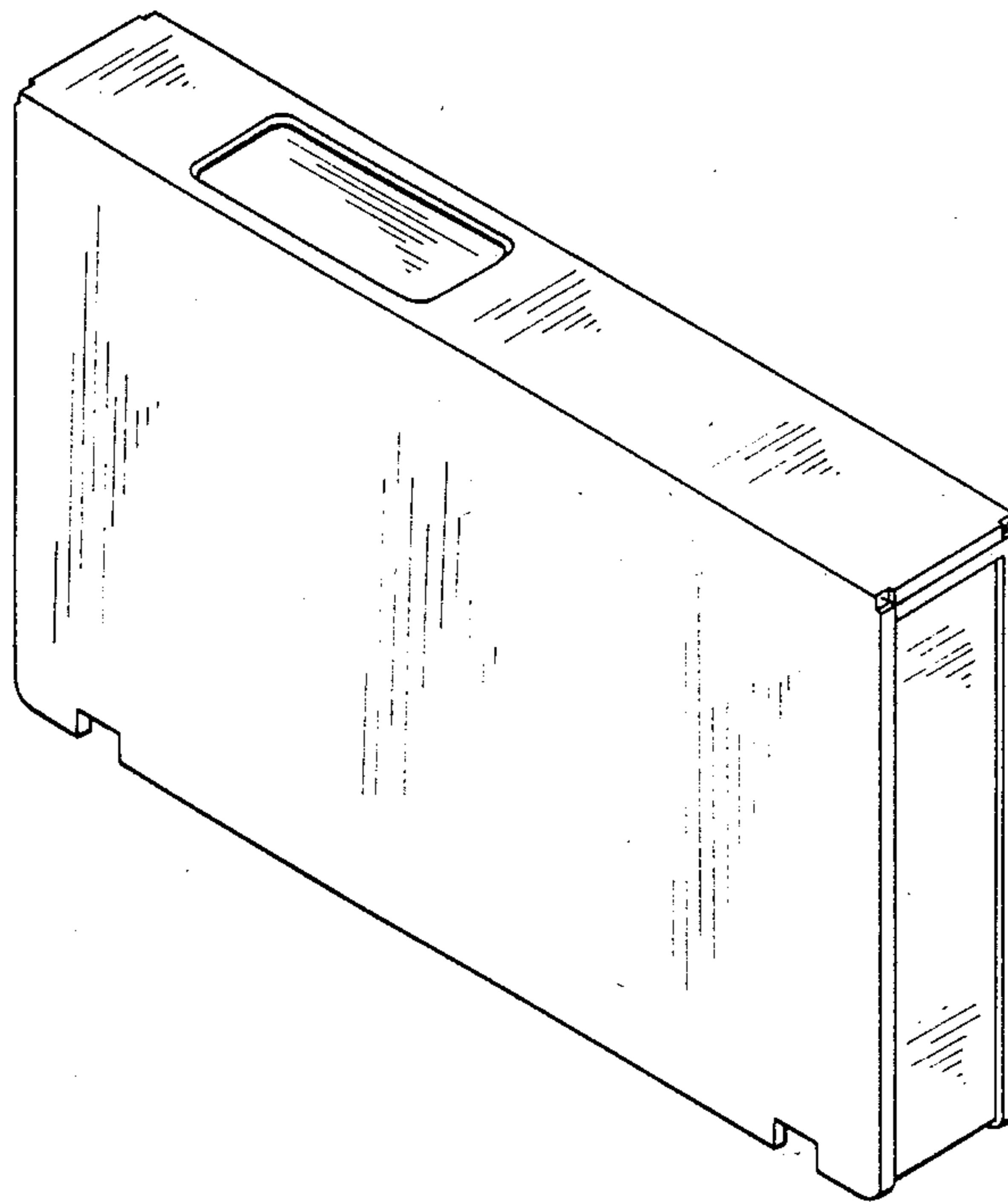


FIG. 1




FIG. 5

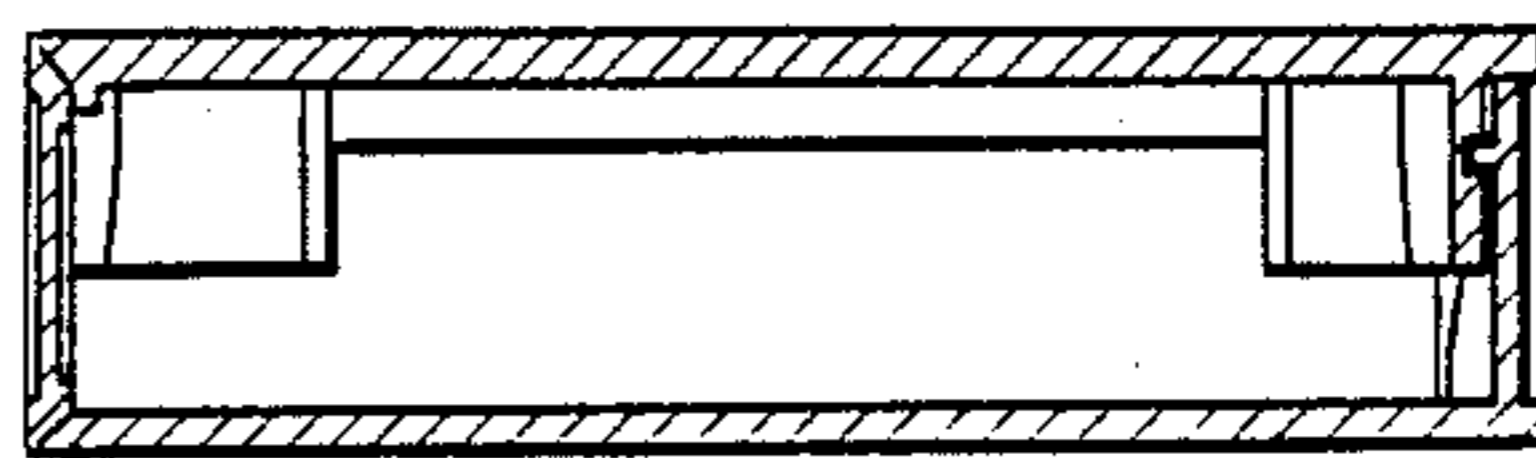


FIG. 3

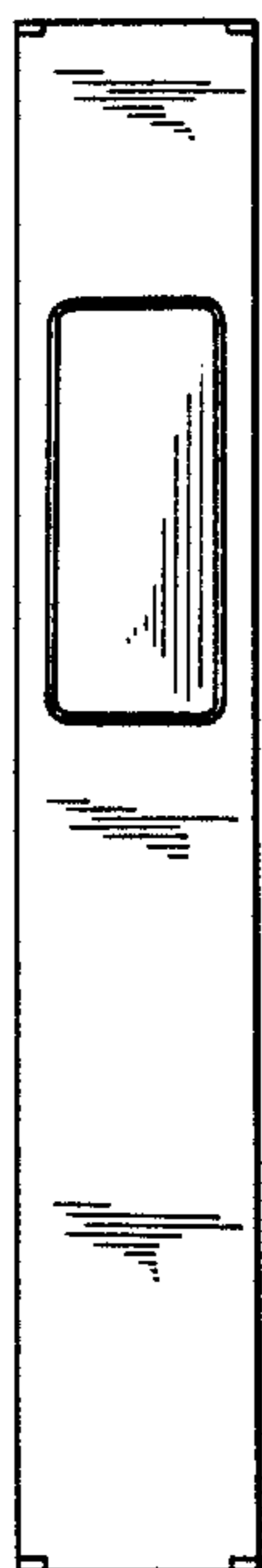


FIG. 2




FIG. 4



FIG. 6

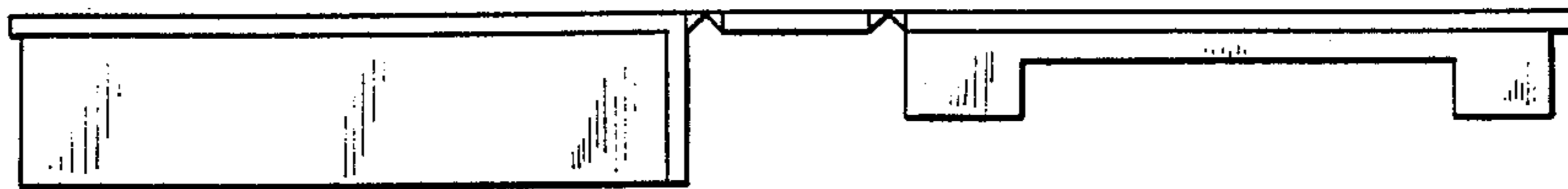


FIG. 7

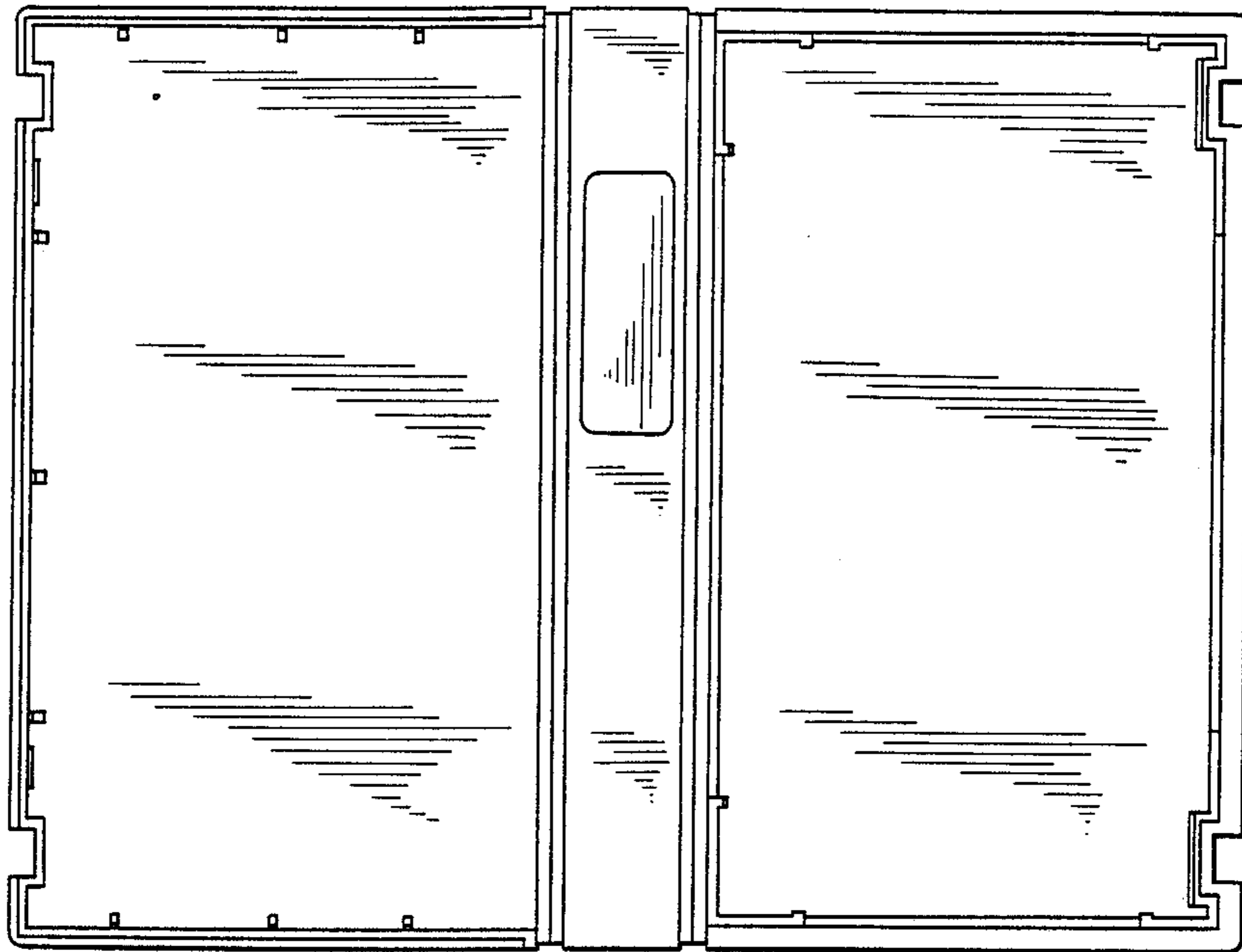


FIG 8




FIG. 9




FIG. 10

