

[54] SHOE SOLE

[75] Inventors: Albert Charette, Bedford, N.H.; Paul E. Duchemin, Haverhill, Mass.; John F. Lane, Rochester, N.H.

[73] Assignee: Encore Shoe Corporation, Rochester, N.H.

[\*\*] Term: 14 Years

[21] Appl. No.: 188,810

[22] Filed: Nov. 9, 1987

[52] U.S. Cl. .... D2/321

[58] Field of Search ..... D2/264, 265, 274, 311, D2/317-321; 36/25 R, 28, 29, 32 R, 43, 59 R, 59 C, 102-106, 112-121

[56] References Cited

U.S. PATENT DOCUMENTS

- D. 96,721 9/1935 Berenstein ..... D2/321
- D. 256,179 8/1980 Famolare, Jr. .... D2/320

- D. 268,544 4/1983 Crowley ..... D2/320
- D. 293,276 12/1987 Schmidt-Devlin et al. .... D2/321
- D. 294,768 3/1988 Famolare, Jr. .... D2/320

FOREIGN PATENT DOCUMENTS

- 2717910 10/1978 Fed. Rep. of Germany .... 36/59 R
- 14015 of 1911 United Kingdom ..... 36/59 C

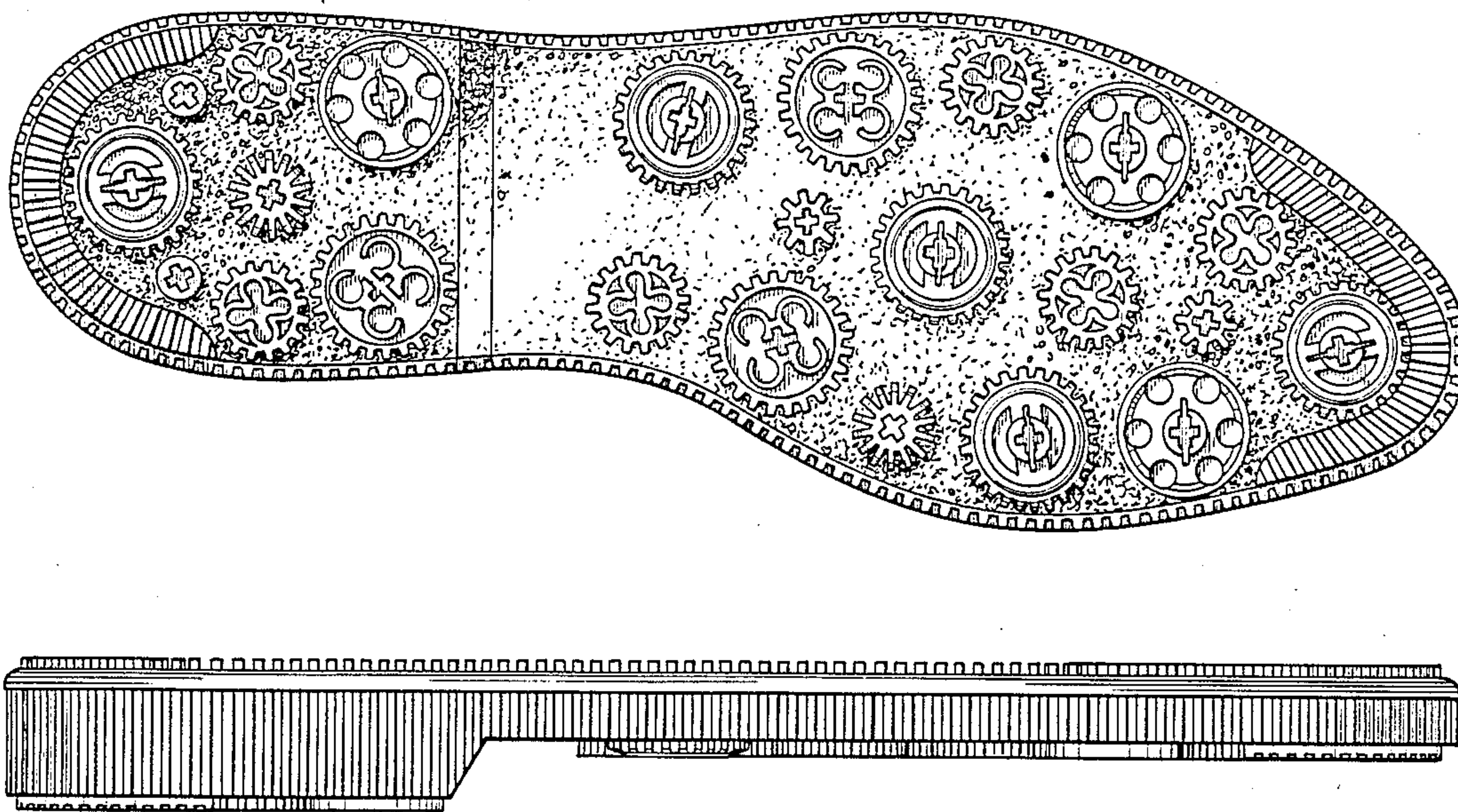
Primary Examiner—Louis S. Zarfaz  
Attorney, Agent, or Firm—Wolf, Greenfield & Sacks

[57] CLAIM

The ornamental design for a shoe sole, as shown and described.

DESCRIPTION

FIG. 1 is a bottom plan view of a shoe sole showing our new design;  
FIG. 2 is a left side elevational view;  
FIG. 3 is a right side elevational view;  
FIG. 4 is a front elevational view;  
FIG. 5 is a rear elevational view; and  
FIG. 6 is a top plan view.





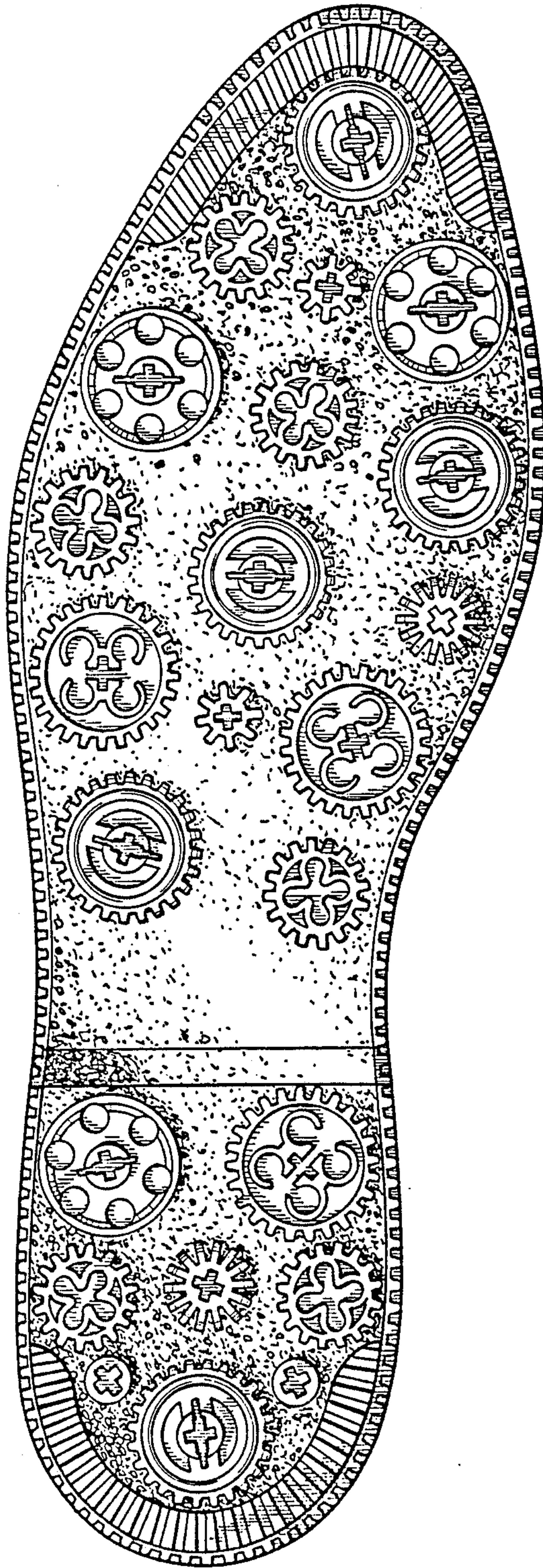


Fig. 1

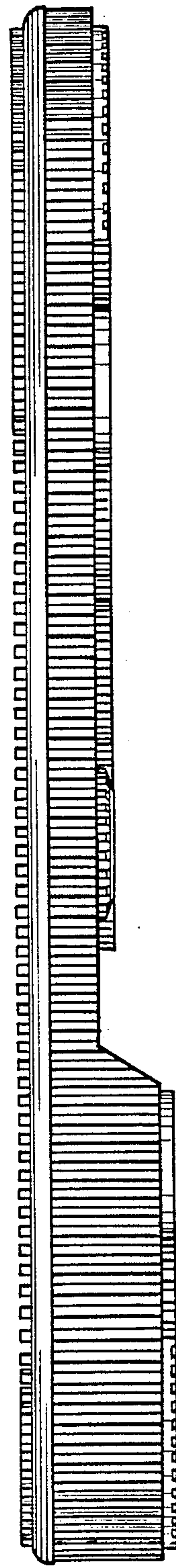
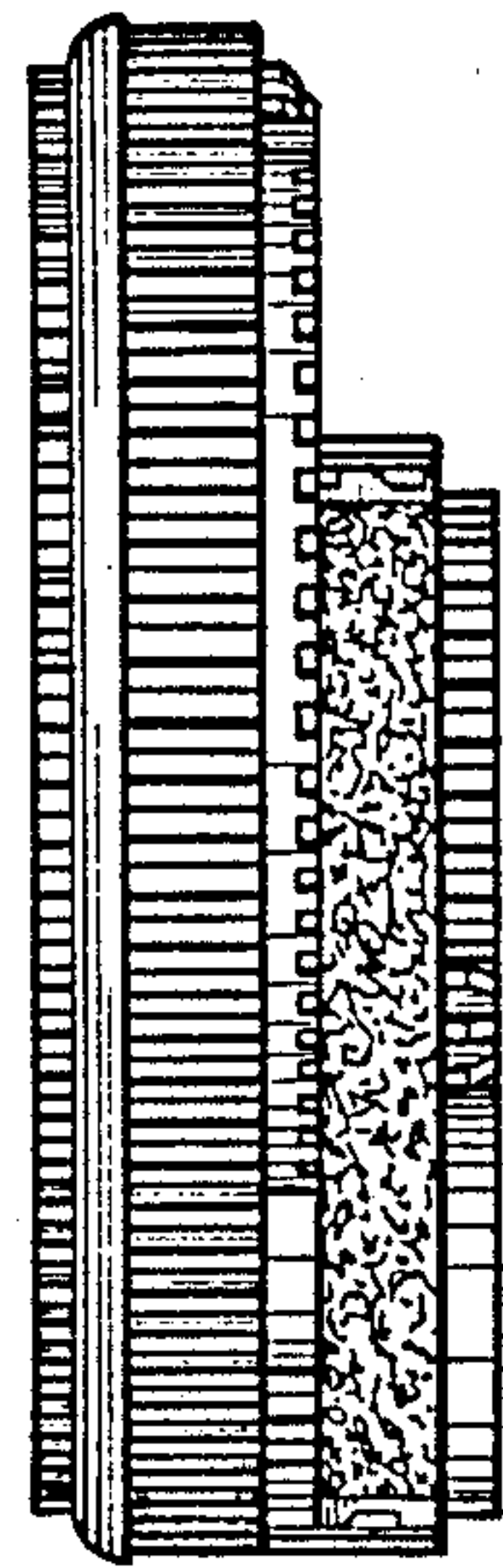
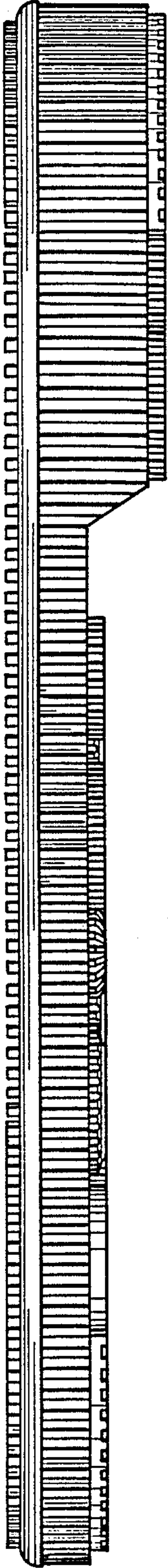



Fig. 2

*Fig. 3*



*Fig. 4*



*Fig. 5*

*Fig. 6*

