

United States Patent [19]
Oka

[11] **Patent Number: Des. 305,551**

[45] **Date of Patent: ** Jan. 16, 1990**

[54] **PEN CAP OR SIMILAR ARTICLE**

[75] **Inventor: Shigeo Oka, Tokyo, Japan**

[73] **Assignee: Pentel Kabushiki Kaisha, Tokyo, Japan**

[**] **Term: 14 Years**

[21] **Appl. No.: 32,081**

[22] **Filed: Mar. 27, 1987**

[30] **Foreign Application Priority Data**

Sep. 27, 1986 [JP] Japan 61-38304

[52] **U.S. Cl. D19/57; D19/41; D19/56**

[58] **Field of Search D19/41-51, D19/35, 36, 54-58; 401/243-247, 213, 202**

[56] **References Cited**

U.S. PATENT DOCUMENTS

D. 146,181 1/1947 Lippincott D19/57

D. 177,359 4/1956 Young et al. D19/57

D. 187,445 3/1960 Marynissen D19/57

D. 274,339 6/1984 Malamoud D19/57

D. 284,584 7/1986 Zierhut D19/57

3,251,343 5/1966 Weisenburg et al. D19/56 X

Primary Examiner—Nelson C. Holtje

Assistant Examiner—Martha Thompson

Attorney, Agent, or Firm—Bruce L. Adams; Van C. Wilks

[57] **CLAIM**

The ornamental design for a pen cap or similar article, as shown and described.

DESCRIPTION

FIG. 1 is a front top perspective view of a pen cap or similar article showing my new design;

FIG. 2 is a front elevational view;

FIG. 3 is a right side elevational view, the left side being a mirror image thereof;

FIG. 4 is a rear elevational view;

FIG. 5 is a top plan view; and

FIG. 6 is a bottom plan view thereof.



FIG. 1




FIG. 2




FIG. 3



FIG. 4




FIG. 5



FIG. 6

