

[54] **WHEELCHAIR FOOTBOARD**

[75] **Inventors:** Thomas R. Wiatrak, Brunswick;  
Roger H. Ramsey, Copley, both of Ohio

[73] **Assignee:** Invacare Corporation, Elyria, Ohio

[\*\*] **Term:** 14 Years

[21] **Appl. No.:** 1,553

[22] **Filed:** Jan. 8, 1987

[52] **U.S. Cl. ....** D12/133; D12/131

[58] **Field of Search ....** D12/133, 131; 280/163,  
280/169, 304.1; 297/DIG. 4, 429, 423, 432

[56] **References Cited**

**U.S. PATENT DOCUMENTS**

D. 282,832	3/1986	Kain .....	D12/133
1,675,665	7/1928	Woller .....	280/169
3,790,212	2/1974	Suyetani .....	297/429
4,770,467	9/1988	Zinn .....	D12/133

**FOREIGN PATENT DOCUMENTS**

WO86/07243	12/1986	World Int. Prop. O. ....	297/344
------------	---------	--------------------------	---------

**OTHER PUBLICATIONS**

VISTA brochure of Everest & Jennings, 1985.  
The Power Rolls Rabbit and Jaguar brochure of Invacare, Jan. 1986.  
Rolls 400/Deluxe 200/DLW 200 and 200 Series Wheelchairs brochure of Invacare, 1985.


*Primary Examiner*—Wallace R. Burke  
*Assistant Examiner*—Kay H. Chin  
*Attorney, Agent, or Firm*—Fay, Sharpe, Beall, Fagan, Minnich & McKee

[57] **CLAIM**

The ornamental design for a wheelchair footboard, as shown and described.

**DESCRIPTION**

FIG. 1 is a top plan view of a wheelchair footboard showing our new design;  
FIG. 2 is a side elevational view thereof, the opposite side elevational view being a mirror image of that shown;  
FIG. 3 is a front elevational view thereof;  
FIG. 4 is a rear elevational view thereof; and  
FIG. 5 is a bottom plan view thereof.



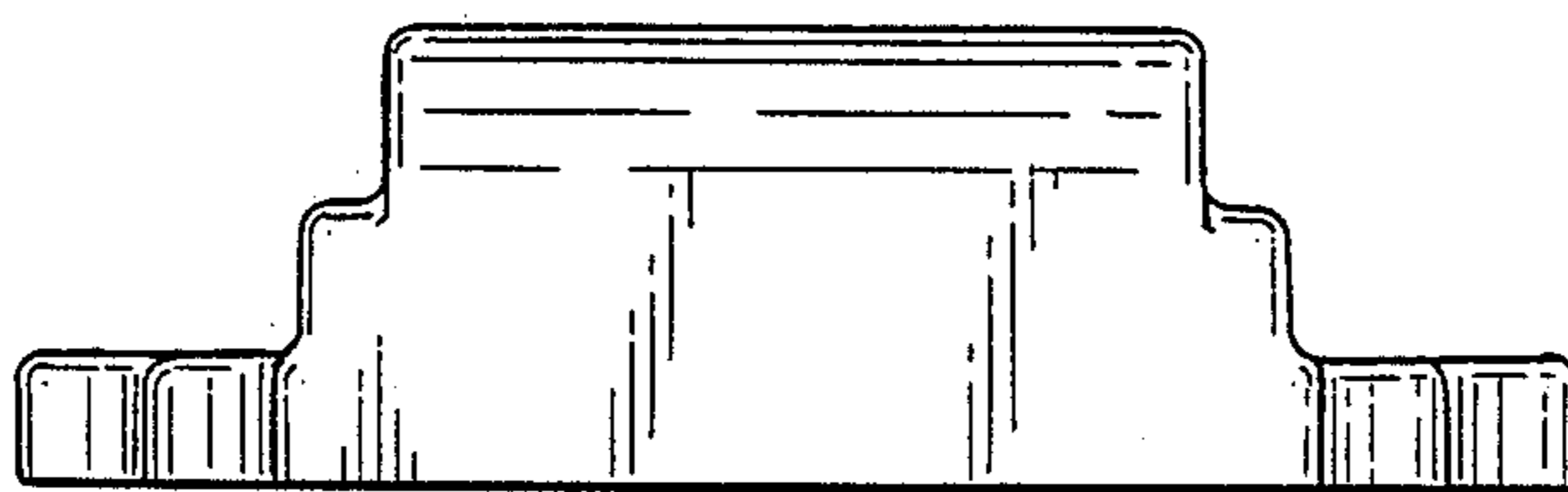


FIG. 4

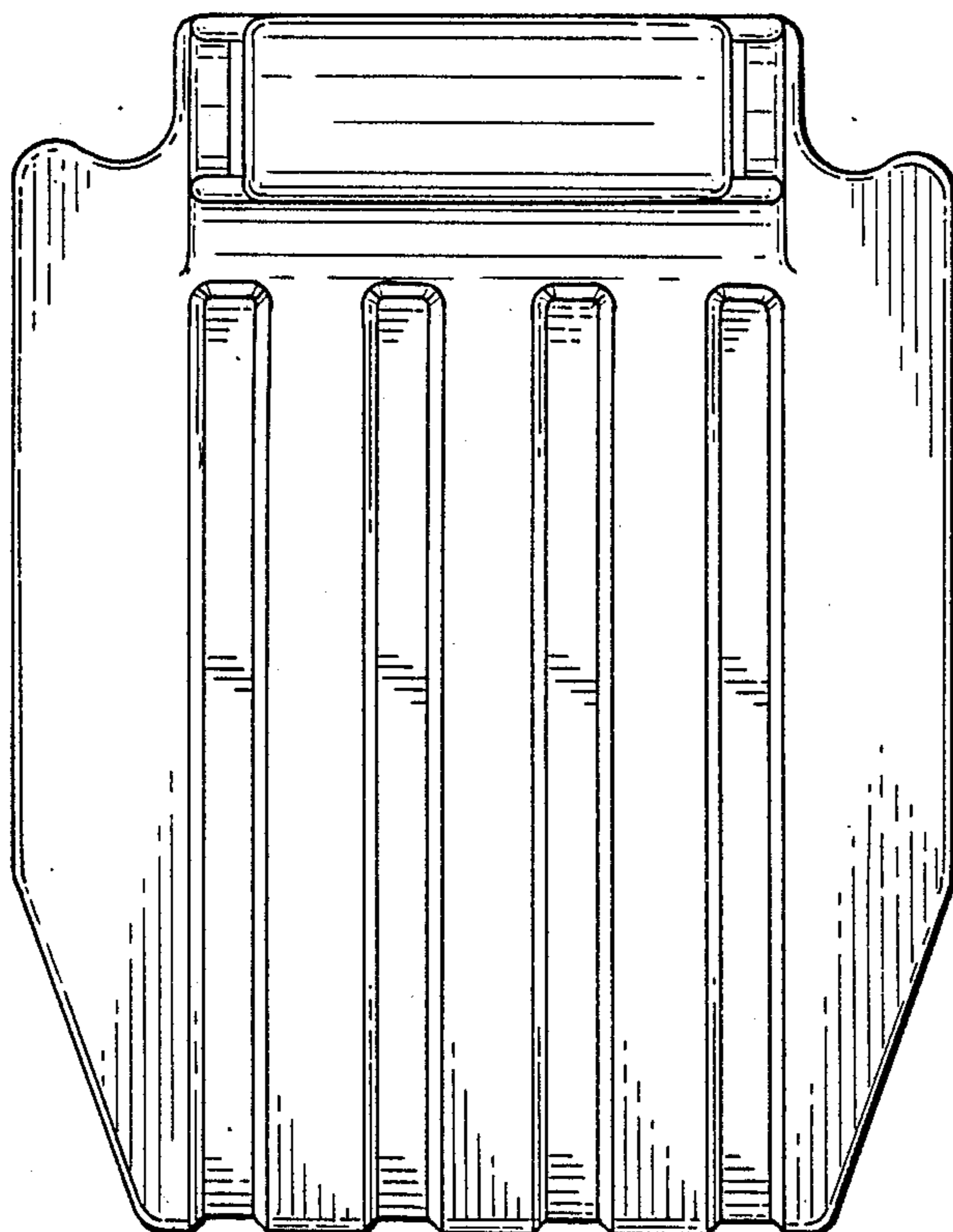


FIG. 1



FIG. 2

FIG. 3

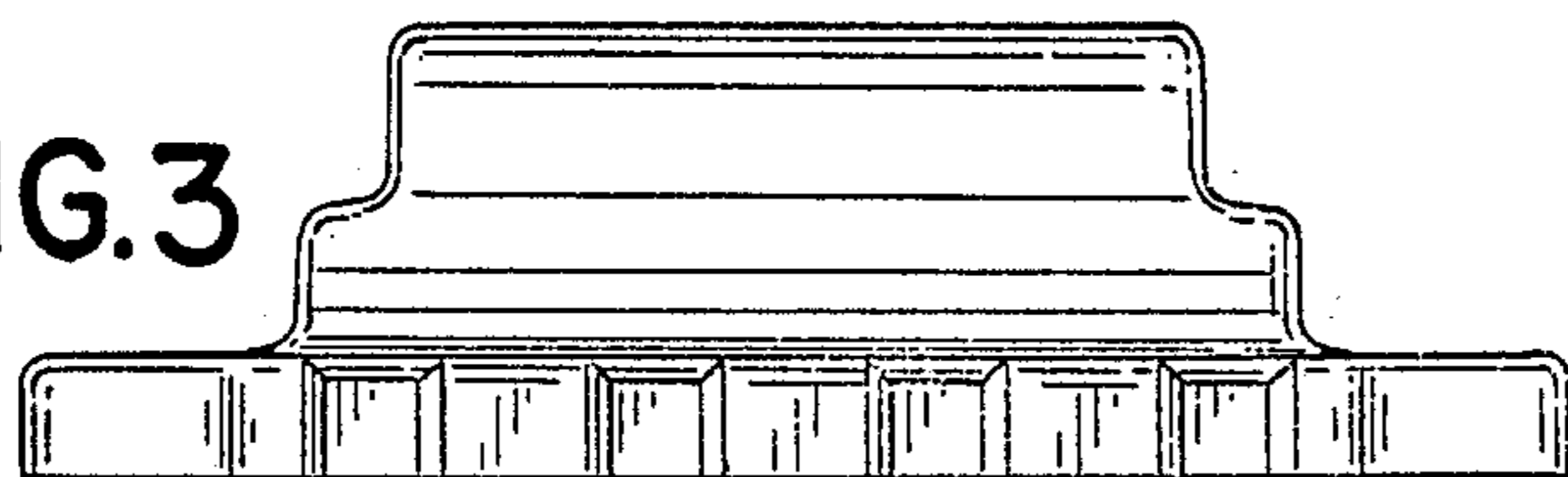


FIG. 5

