

# United States Patent [19]

**Bulgari**

[11] Patent Number: **Des. 305,511**

[45] Date of Patent: **\*\* Jan. 16, 1990**

[54] RING

[75] Inventor: **Paolo Bulgari, Rome, Italy**

[73] Assignee: **Partecipazioni Bulgari S.p.A., Rome, Italy**

[\*\*] Term: **14 Years**

[21] Appl. No.: **132,108**

[22] Filed: **Dec. 14, 1987**

[30] Foreign Application Priority Data

Jun. 22, 1987 [IT] Italy ..... 35871/87[U]

[52] U.S. Cl. .... **D11/27; D11/32**

[58] Field of Search ..... **D11/1, 26, 27, 28, 29, D11/30, 35, 37; 63/15-15.8, 18, 19**

[56] References Cited

### U.S. PATENT DOCUMENTS

D. 61,623 10/1922 Kahn et al. .... D11/35

D. 270,722 9/1983 Bulgari ..... D11/35

D. 285,292 8/1986 Bulgari ..... D11/26

244,972 8/1881 Bachem ..... D11/35  
1,383,104 6/1921 Grossman ..... D11/26

*Primary Examiner*—Louis S. Zarfes

*Assistant Examiner*—R. T. Seifert

*Attorney, Agent, or Firm*—Barnes, Kisselle, Raisch, Choate, Whittemore & Hulbert

[57] CLAIM

The ornamental design for a ring, as shown and described.

### DESCRIPTION

FIG. 1 is a front elevational view of a ring showing my new design;

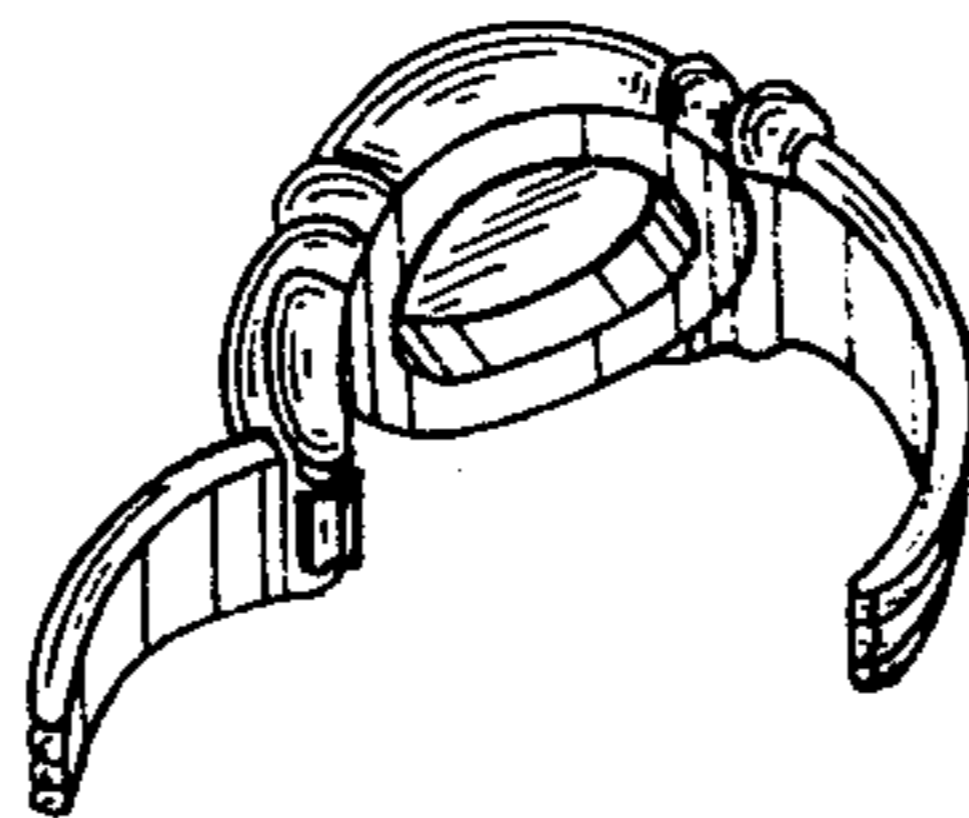
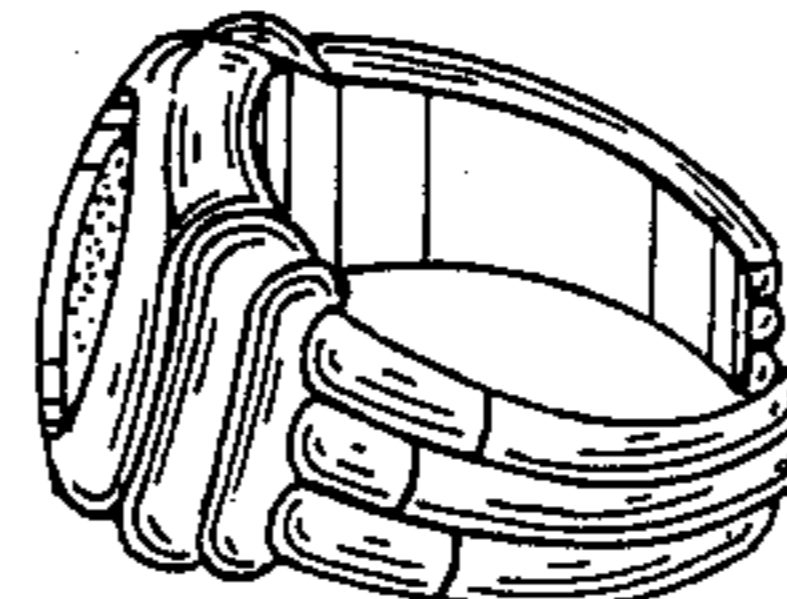
FIG. 2 is a right side perspective view;

FIG. 3 is a rear perspective view, shown in the open position;

FIG. 4 is a left side perspective view;

FIG. 5 is a left side perspective view, shown in the open position; and

FIG. 6 is a rear perspective view, shown in the open position.



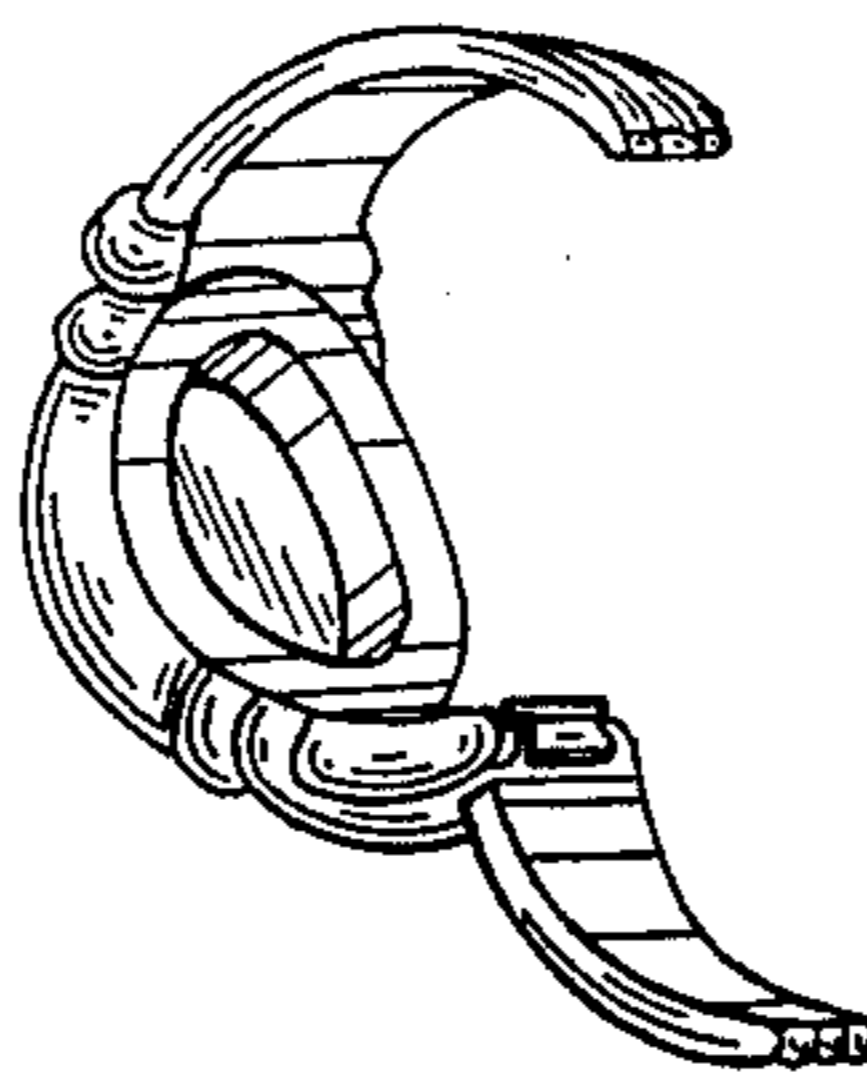


FIG. 3

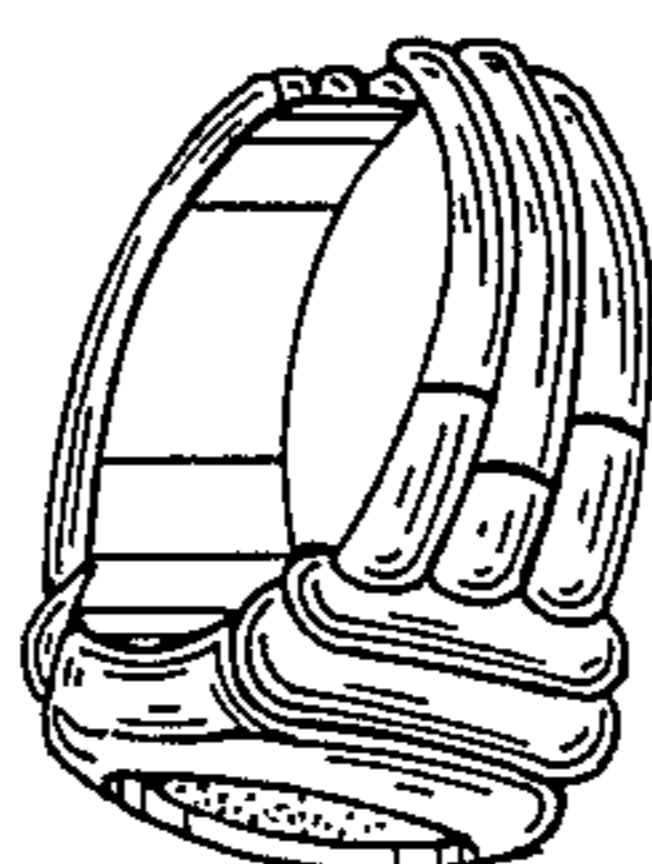


FIG. 2



FIG. 1

FIG 4

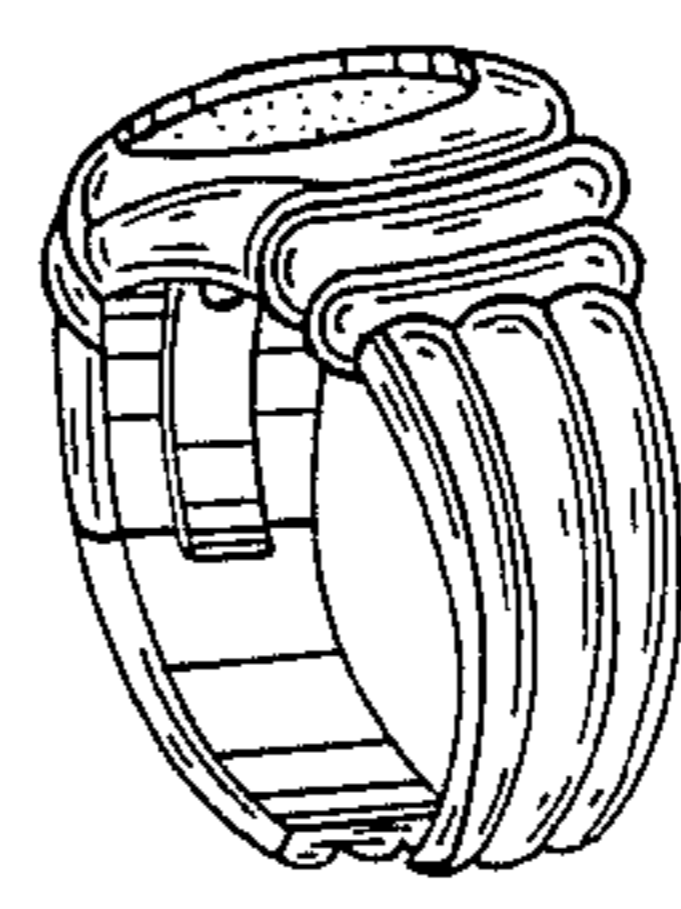


FIG.5

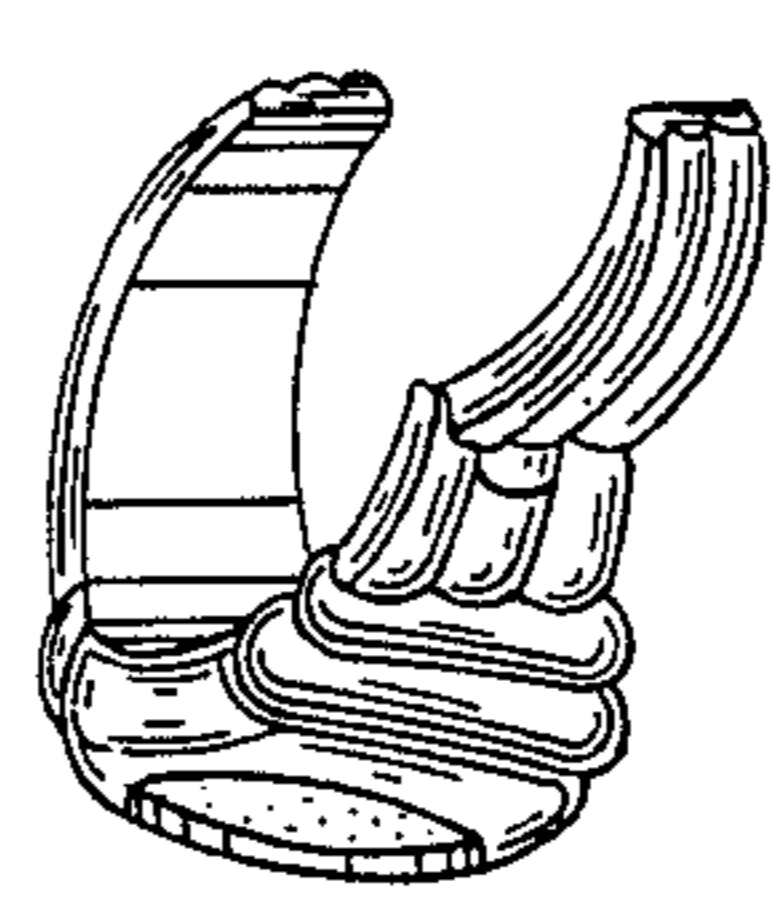


FIG.6

