

[54] GARDEN TROWEL

[75] Inventor: Stephen Jasperson, Riverside, Calif.

[73] Assignee: Corona Clipper Company, Corona, Calif.

[**] Term: 14 Years

[21] Appl. No.: 223,539

[22] Filed: Jul. 25, 1988

[52] U.S. Cl. D8/10

[58] Field of Search D8/7, 10, 1, 14, 45, D8/83, 107; 172/371-374, 376, 378, 380; 16/110 A, 110 R, 111 R, 122, 125, 127; 295/49-51, 54-58; 15/326 R; D7/151

[56] References Cited

U.S. PATENT DOCUMENTS

- D. 257,551 11/1980 Nadle D8/10
- D. 275,544 3/1982 Watanabe D7/151
- D. 292,865 11/1987 Scott D8/10
- D. 295,013 4/1988 Vosbikian D8/10
- 2,521,463 9/1950 Kircher 16/110 A

- 3,057,146 10/1962 Anderson D8/13 X
- 3,232,355 2/1966 Woolworth 172/378
- 3,804,450 4/1974 Guenzel 294/51
- 4,002,207 1/1977 Bartz 172/378
- 4,481,689 11/1984 Westmoreland D8/107 X

OTHER PUBLICATIONS

Trump Garden Tool Brochure (1965) Trowel No. 412
True Temper Brochure (1965) Trowel No. D20.

Primary Examiner—Wallace R. Burke
Assistant Examiner—Brian N. Vinson
Attorney, Agent, or Firm—Georges A. Maxwell

[57] CLAIM

The ornamental design for a garden trowel, as shown.

DESCRIPTION

FIG. 1 is a top plan view of a garden trowel showing my new design;
FIG. 2 is a left side elevational view thereof, the right side being a mirror image of that shown;
FIG. 3 is a bottom plan view thereof;
FIG. 4 is a front end elevational view thereof; and
FIG. 5 is a rear end elevational view thereof.

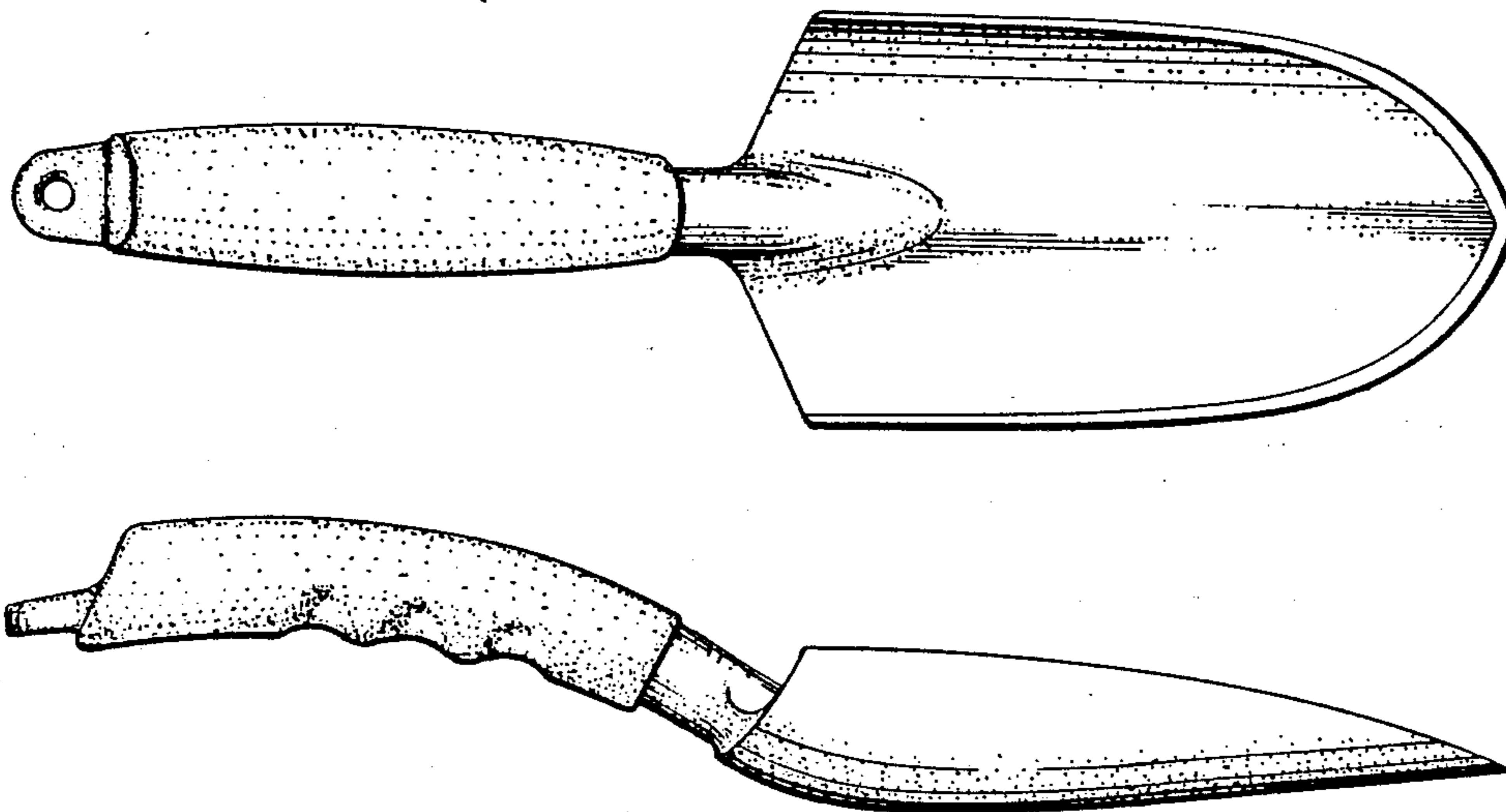


Fig. 4.

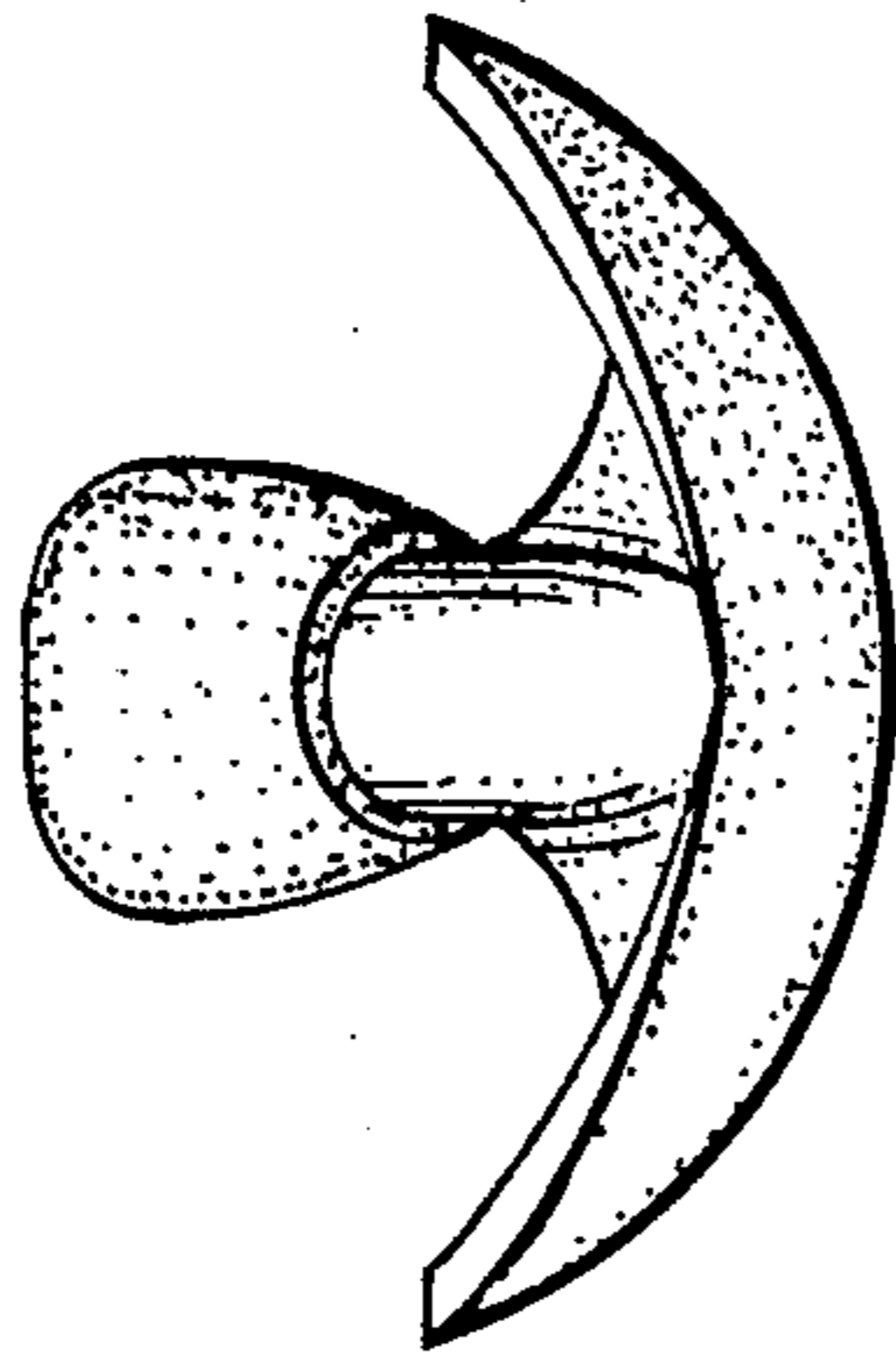


Fig. 5.

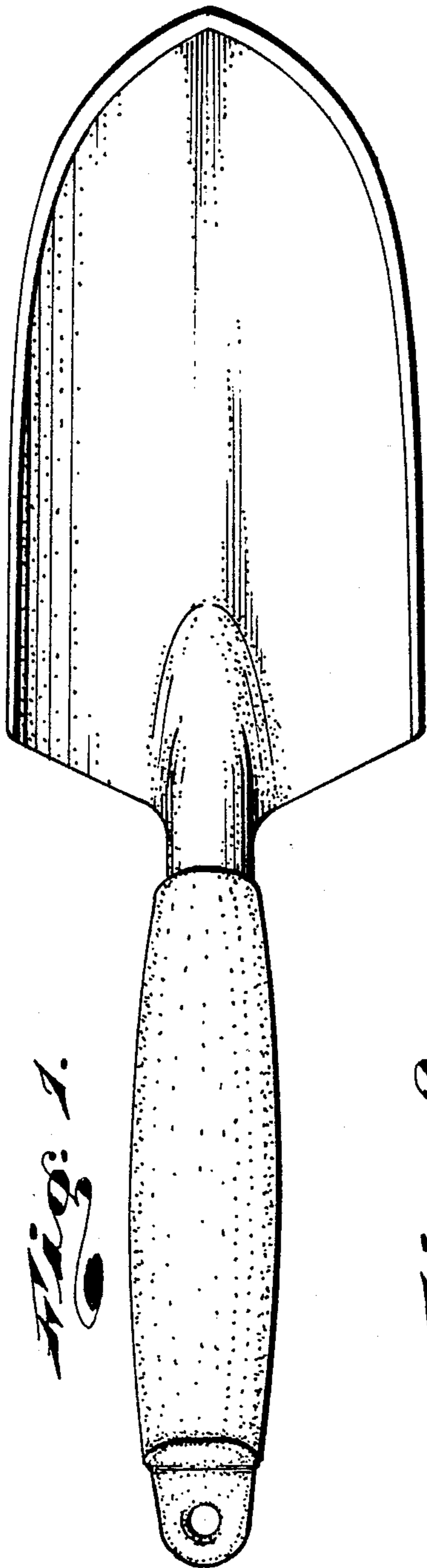
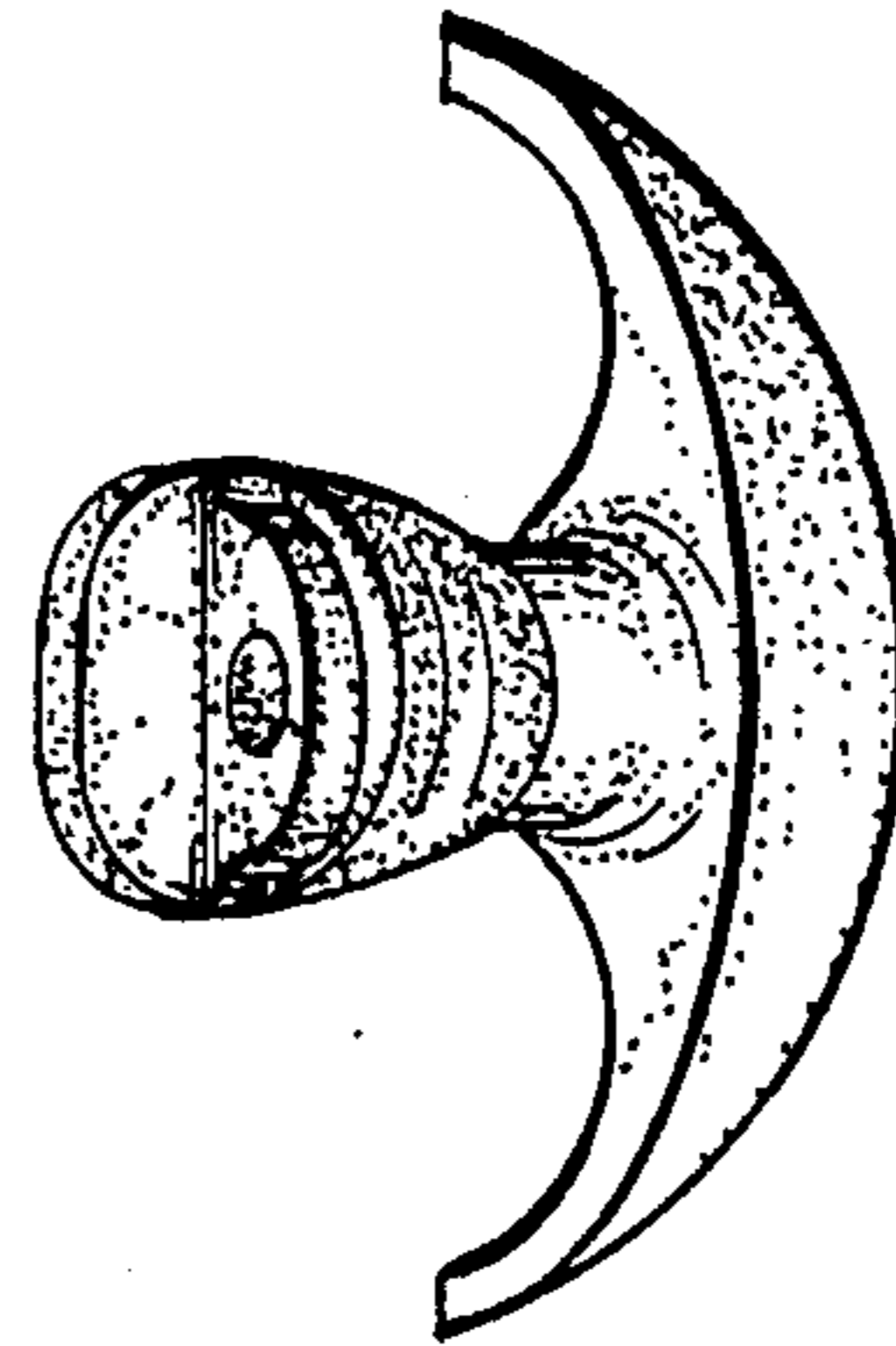


Fig. 1.

Fig. 2.

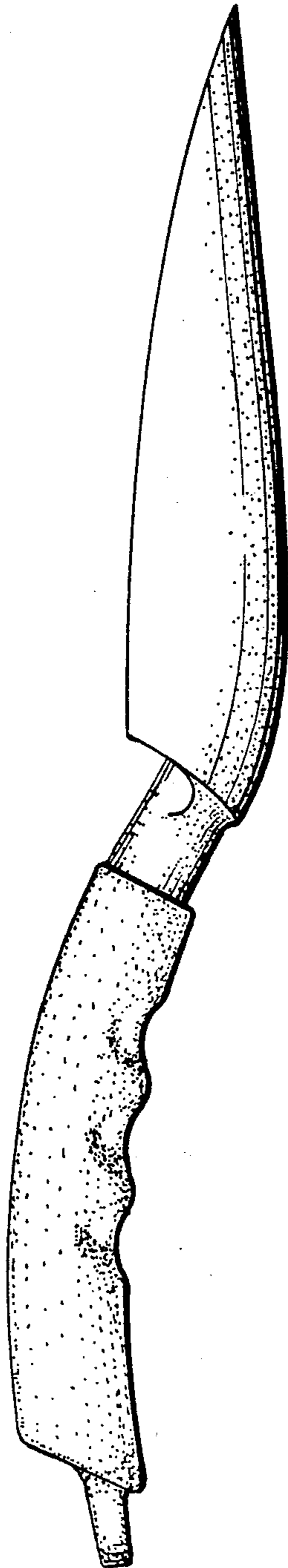


Fig. 3.

