

[54] CYLINDRICAL JEWELRY CASE

[76] Inventor: Cal R. Williams, 132 NE. Ainsworth, Portland, Oreg. 97211

[**] Term: 14 Years

[21] Appl. No.: 903,066

[22] Filed: Sep. 2, 1986

[52] U.S. Cl. D3/75

[58] Field of Search D3/39, 74, 75, 99; D6/432, 433, 436, 438, 439, 445, 446, 448, 449, 454, 553, 559, 560, 561, 562, 300, 309; D28/82, 83, 84, 85, 86; 312/120, 123, 200, 202, 249, 250, 251, 252, 257 R, 117, 118, 119; D19/75, 76, 77, 78, 79-92

[56] References Cited

U.S. PATENT DOCUMENTS

D. 65,031	6/1924	Woelfel	D6/300
D. 163,338	5/1951	Sontag	D6/563
D. 164,393	8/1951	White	D6/563
D. 248,353	7/1978	Tongas et al.	D6/300
D. 257,927	1/1981	Keller	D6/300

OTHER PUBLICATIONS

Paul Associates, 9/2/83, Bathroom Accessory, Item 800.

Best, 9/16/85, pp. 93, 145, 146, 147.

Primary Examiner—Nelson C. Holtje

Assistant Examiner—Antoine D. Davis

Attorney, Agent, or Firm—Kolisich, Hartwell & Dickinson

[57] CLAIM

The ornamental design for cylindrical jewelry case, as shown and described.

DESCRIPTION

FIG. 1 is a perspective view of a cylindrical jewelry case showing my new design;

FIG. 2 is a perspective view thereof showing the doors opened;

FIG. 3 is a front elevational view thereof;

FIG. 4 is a right side elevational view, the opposite side being a mirror image thereof;

FIG. 5 is a top plan view, the opposite side being a mirror image thereof.

FIG. 6 is a rear elevational view thereof.

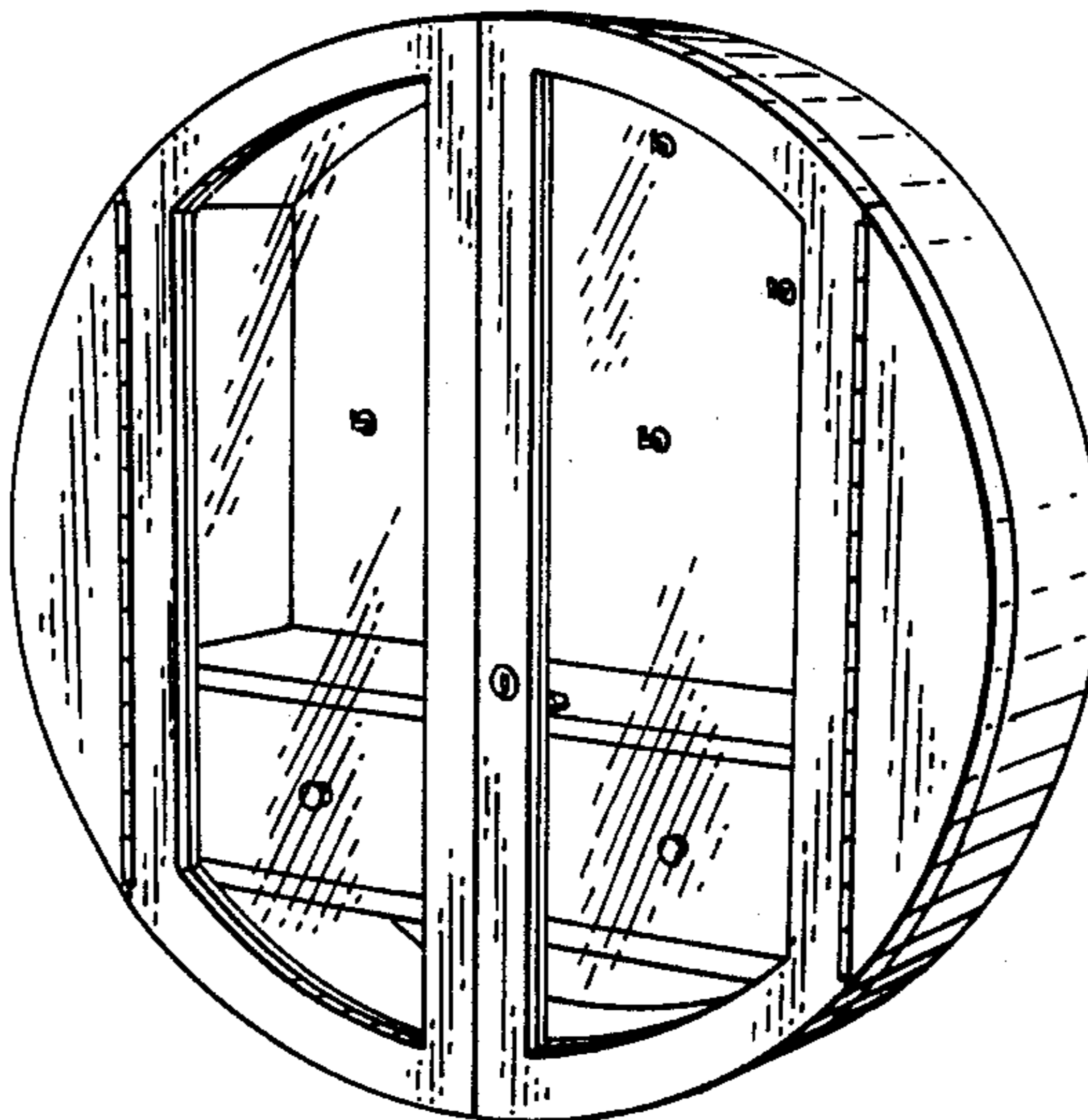


FIG. 1

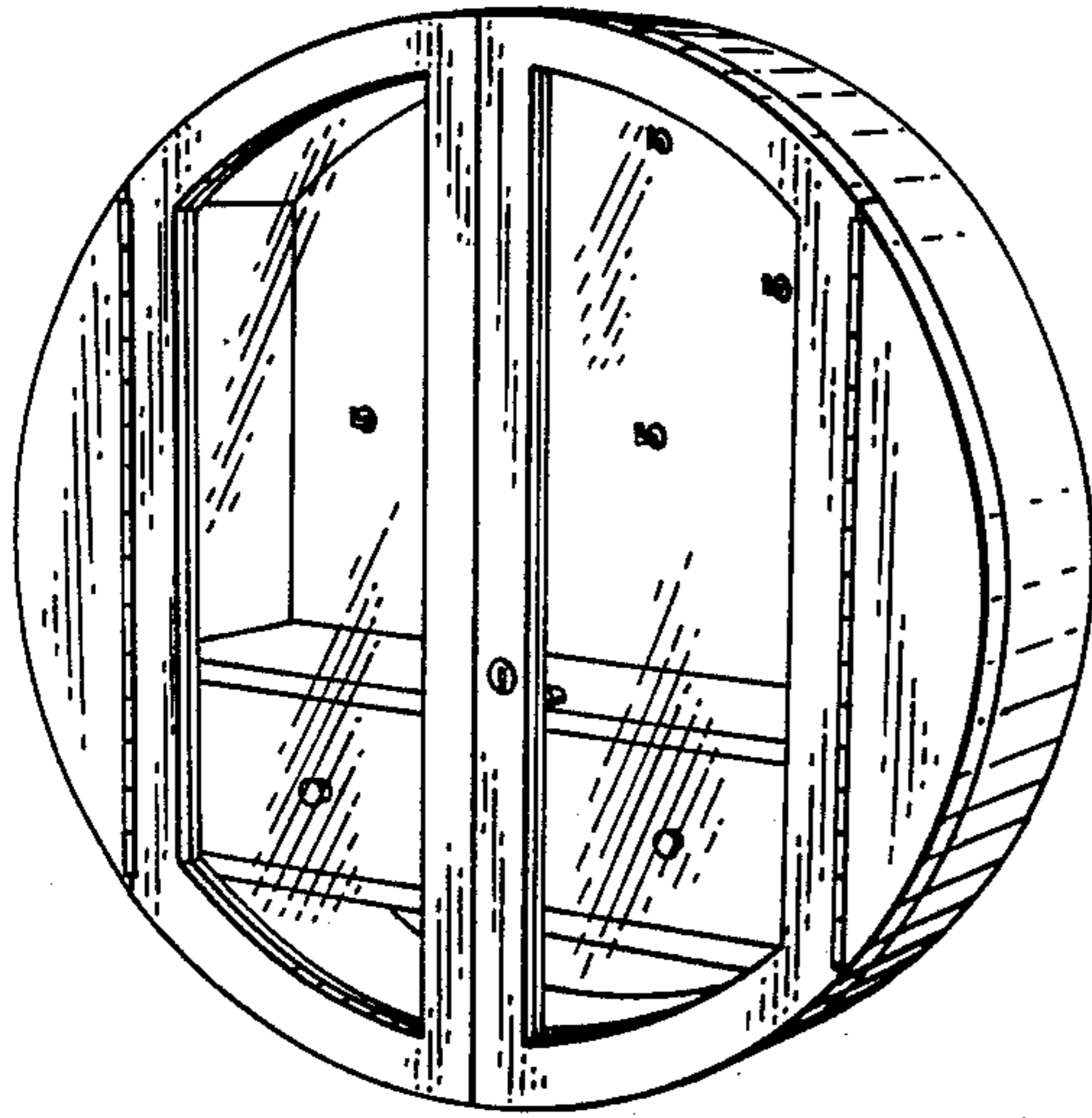


FIG. 2


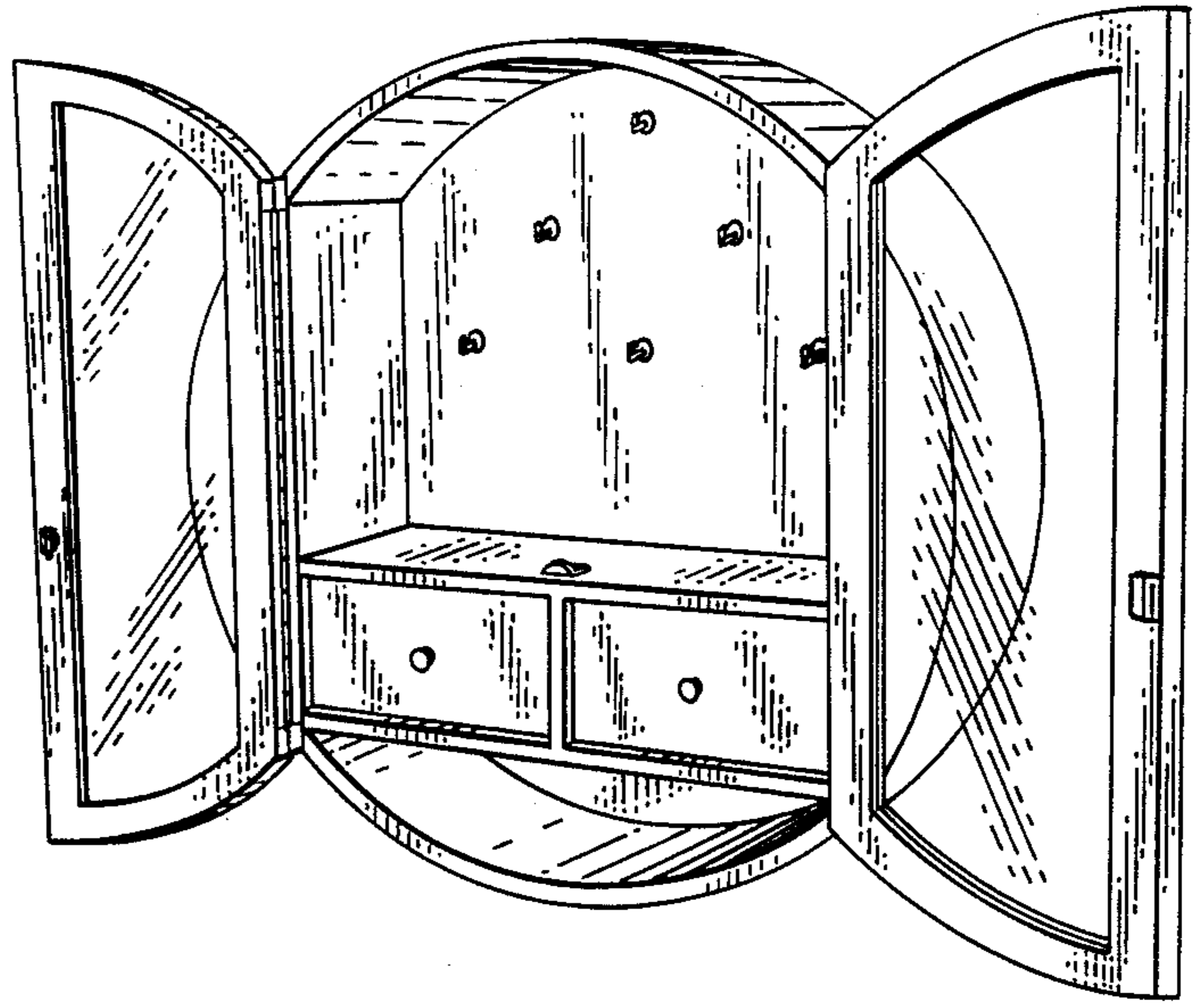


FIG. 5

FIG. 4




FIG. 3

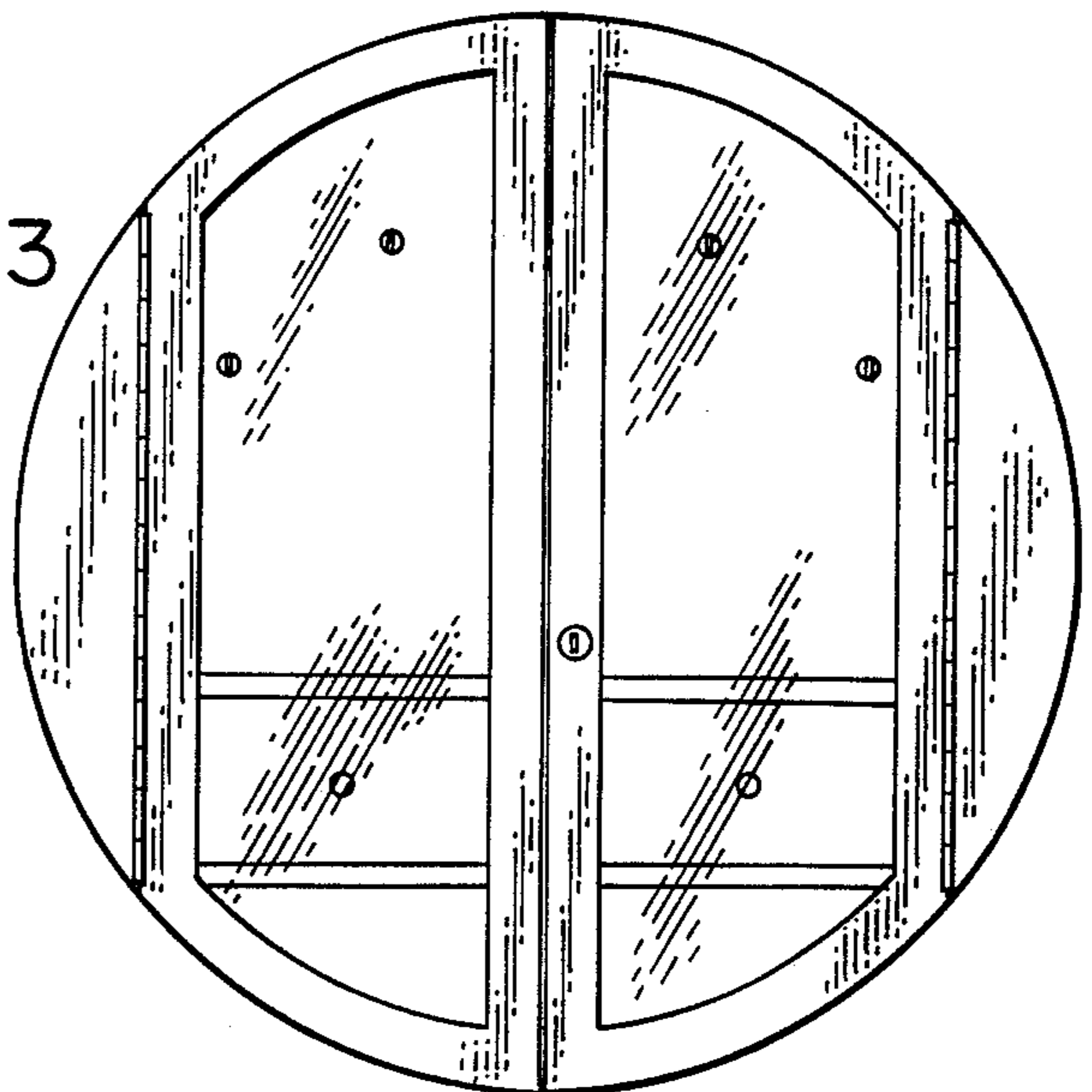


FIG. 6

