

United States Patent [19]

Yoshikawa

[11] Patent Number: **Des. 305,472**

[45] Date of Patent: **** Jan. 9, 1990**

[54] BASKET

[75] Inventor: **Toshimichi Yoshikawa, Kita Katsuragi, Japan**

[73] Assignee: **Kabushiki Kaisha Yoshikawa Kuni Kogyosho, Nara, Japan**

[*] Notice: **The portion of the term of this patent subsequent to Jan. 9, 2004 has been disclaimed.**

[**] Term: **14 Years**

[21] Appl. No.: **910,776**

[22] Filed: **Sep. 23, 1986**

[30] **Foreign Application Priority Data**

May 8, 1986 [JP] Japan 61-17255

[52] U.S. Cl. **D34/42**

[58] Field of Search **D34/40-46; D4/143, 152, 155; D32/36, 37, 53, 55; 147/48; 150/48-50; 206/44 K, 44 R, 503, 510-515, 506, 514; 220/19, 83, 94 R, 94 A, 95, DIG. 12, DIG. 14; 229/914, 915**

[56] **References Cited**

U.S. PATENT DOCUMENTS

D. 181,500	11/1957	Snyder	D32/37
D. 184,796	4/1959	Bliss	D32/37
D. 233,207	10/1974	Molzen	D32/37
742,955	11/1903	Augur	220/19
2,060,468	11/1936	Mitchell	220/83
3,781,183	12/1973	Doll	229/1.5 B

OTHER PUBLICATIONS

Sears Roebuck Co., 1960, Cat. No. 220, p. 977, Item No. 8.

Primary Examiner—Bernard Ansher
Assistant Examiner—Prabhakar Deshmukh
Attorney, Agent, or Firm—Stevens, Davis, Miller & Mosher

[57] **CLAIM**

The ornamental design for a basket, as shown and described.

DESCRIPTION

FIG. 1 is a front elevation of a basket showing my new design, the rear side elevation being the mirror image of the front elevation;
FIG. 2 is a left side elevation thereof;
FIG. 3 is a right side elevation thereof;
FIG. 4 is a top plan view thereof;
FIG. 5 is a bottom plan view thereof.




FIG. 1

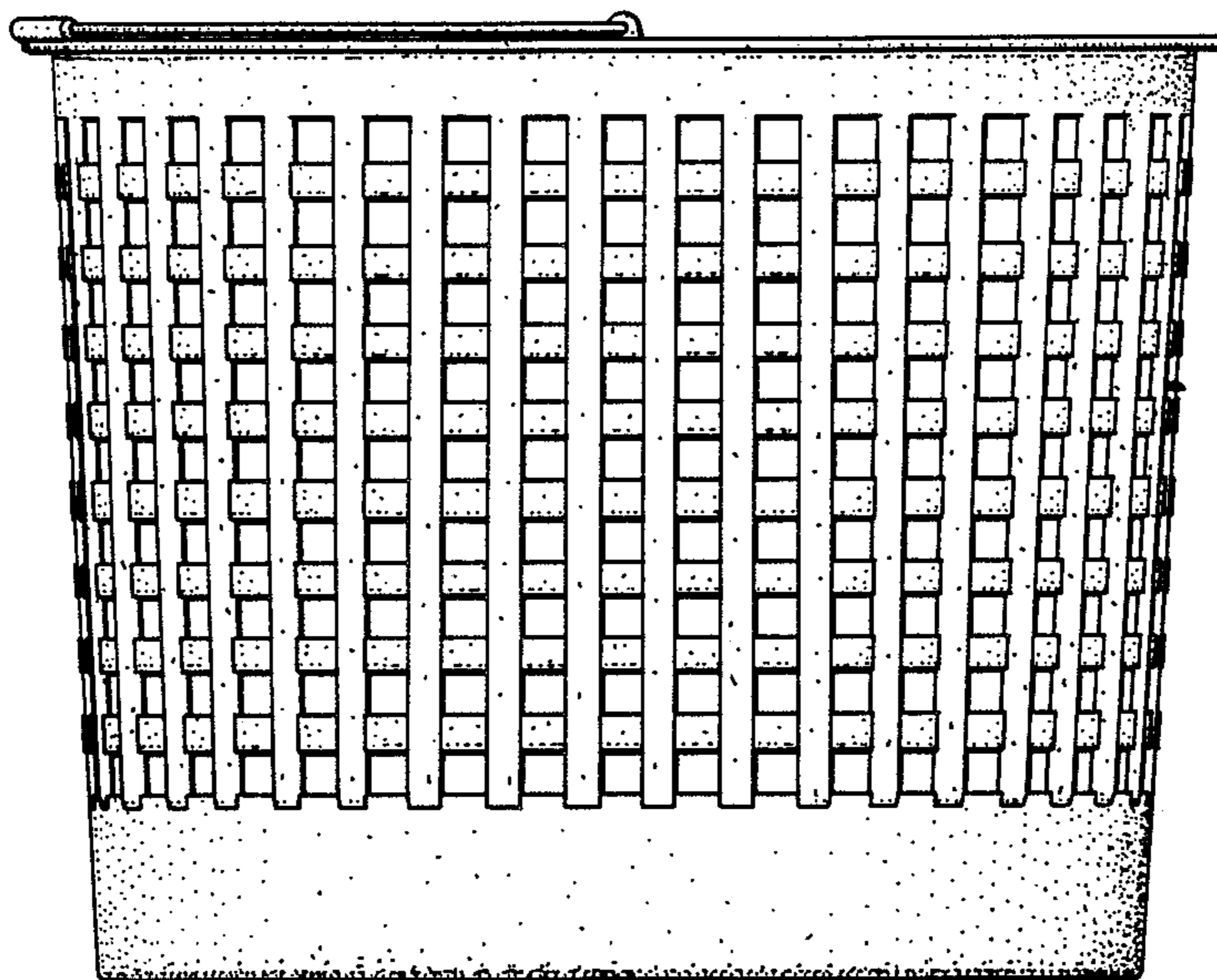


FIG. 2

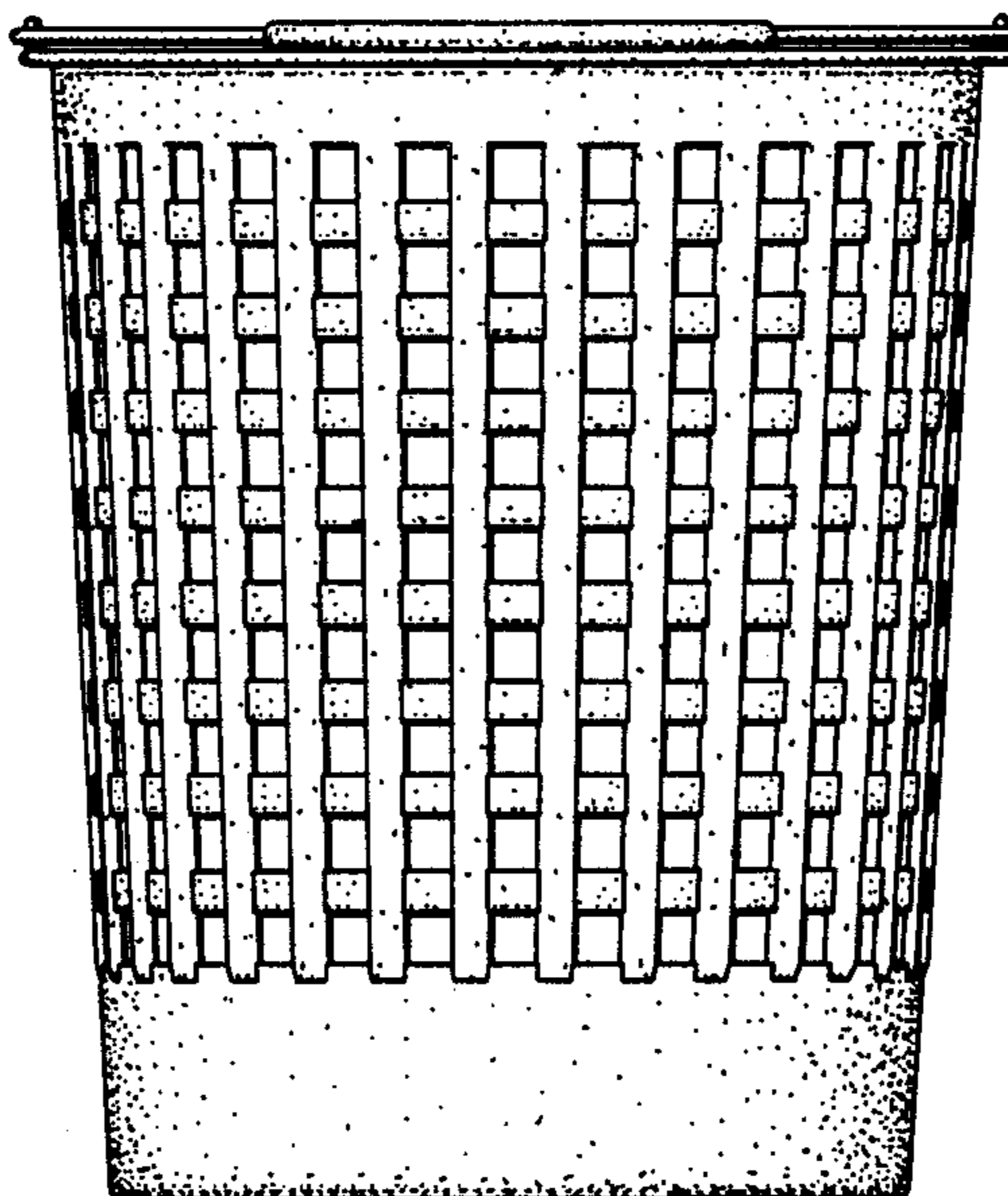


FIG.3

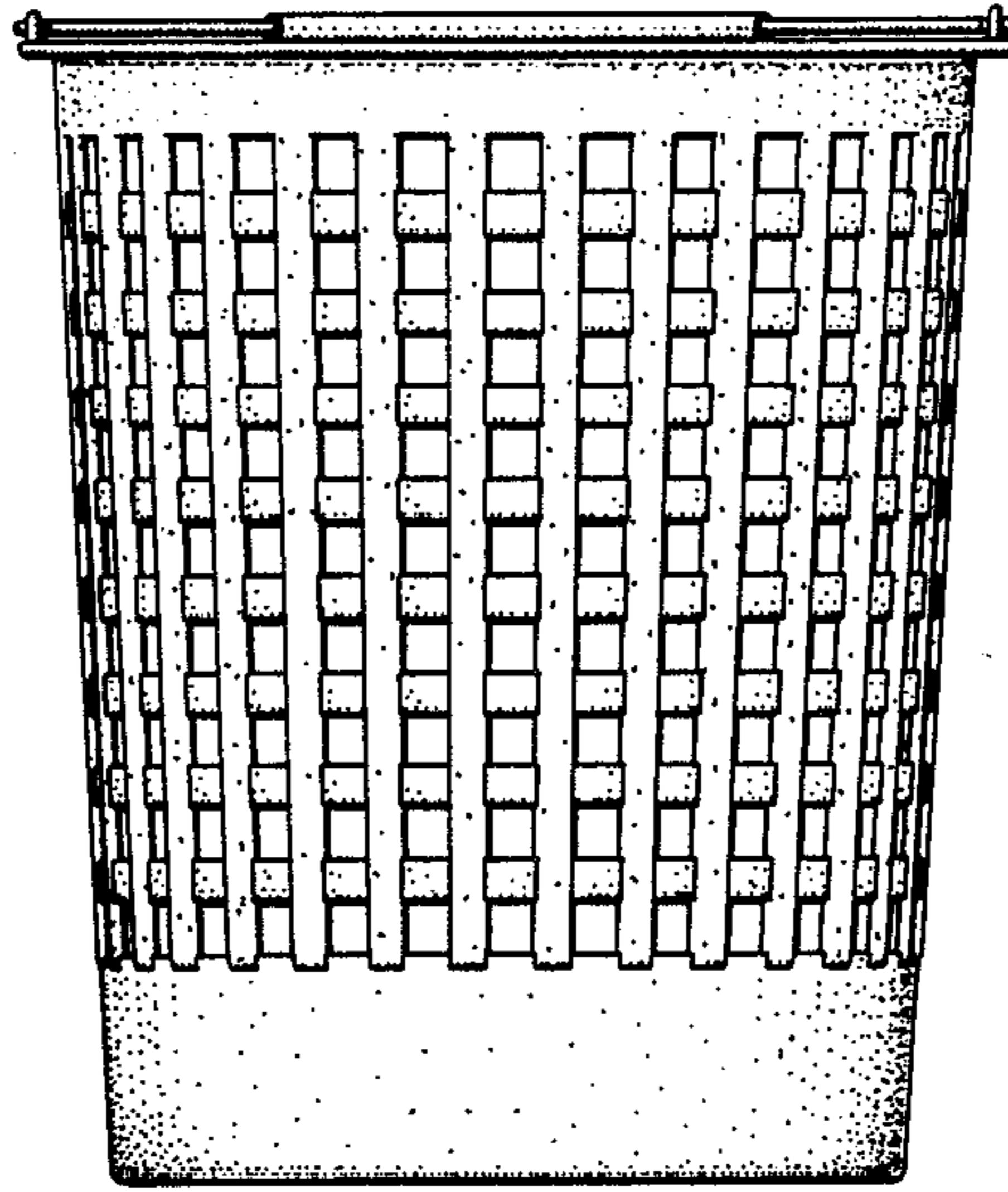


FIG.4

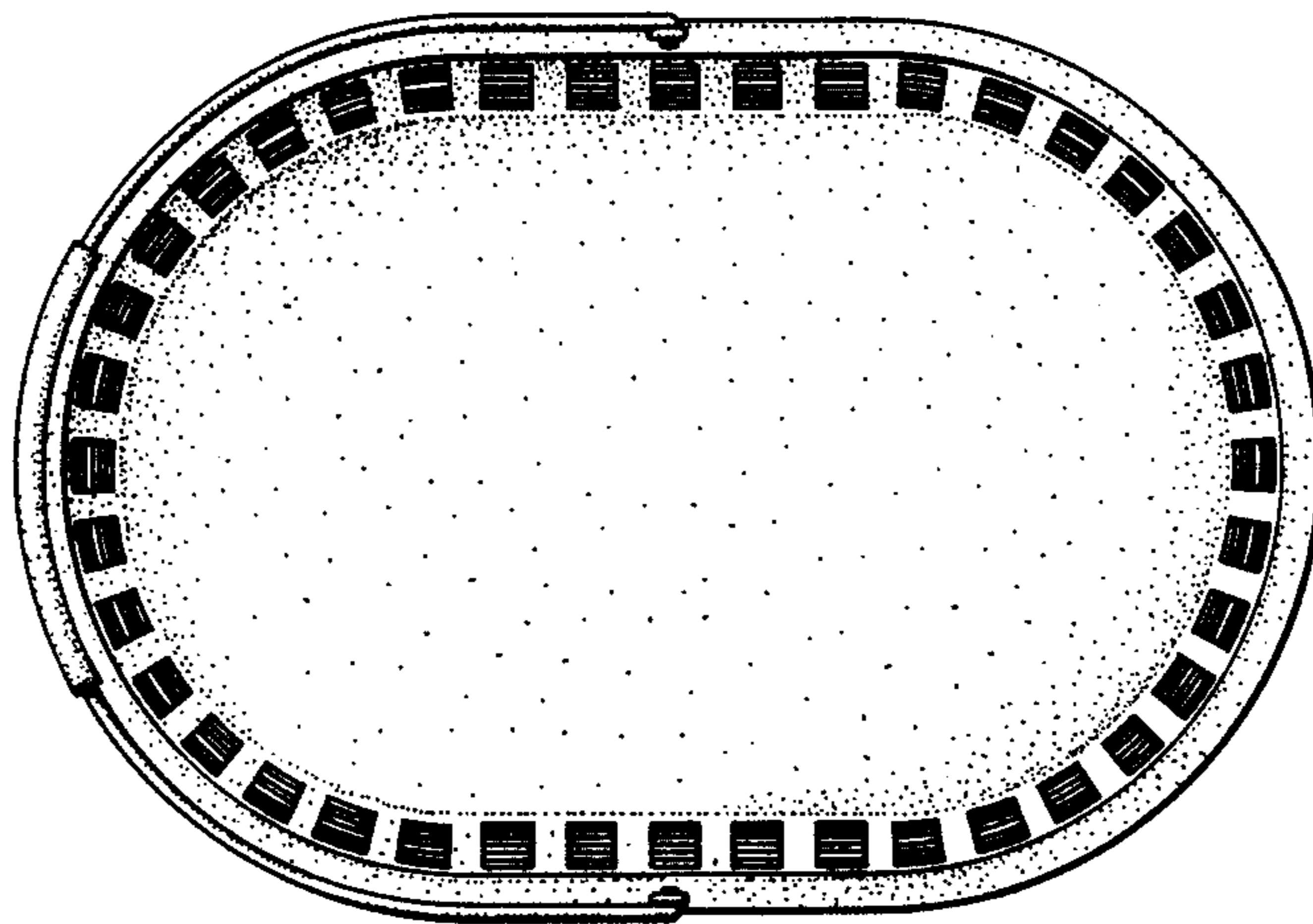


FIG. 5

