

[54] **DUST BASKET**

[75] **Inventor:** Toshimichi Yoshikawa, Kita
Katsuragi, Japan

[73] **Assignee:** Kabushiki Kaisha Yoshikawa Kuni
Kogyosho, Nara, Japan

[*] **Notice:** The portion of the term of this patent
subsequent to Jan. 9, 2004 has been
disclaimed.

[**] **Term:** 14 Years

[21] **Appl. No.:** 869,941

[22] **Filed:** Jun. 2, 1986

[30] **Foreign Application Priority Data**

Dec. 17, 1985 [JP] Japan 60-52716

[52] **U.S. Cl.** D34/40; D34/42

[58] **Field of Search** D34/40-46;
D11/143, 152, 155; D32/36, 37, 53, 55; 147/48;
150/48-51; 206/44 K, 44 R, 503, 510-515, 506,
519; 220/19, 83, 94 R, 94 A, 95, DIG. 12, DIG.
14; 229/914, 915

[56] **References Cited**

U.S. PATENT DOCUMENTS

D. 181,500 11/1957 Snyder D32/37
D. 184,796 4/1959 Bliss D32/37
D. 233,207 10/1974 Molzen D32/37
170,755 12/1875 Meinikheim et al. 220/19
3,781,183 12/1973 Doll 229/1.5 B

Primary Examiner—Bernard Ansher
Assistant Examiner—Prabhakar Deshmukh
Attorney, Agent, or Firm—Stevens, Davis, Miller &
Mosher

[57] **CLAIM**

The ornamental design for a dust basket, as shown and
described.

DESCRIPTION

FIG. 1 is a front elevation of a dust basket showing my
new design;
FIG. 2 is a right side elevation thereof, the left side
elevation being the mirror image of the right side eleva-
tion;
FIG. 3 is a rear side elevation thereof;
FIG. 4 is a top plan view thereof; and
FIG. 5 is a bottom plan view thereof.

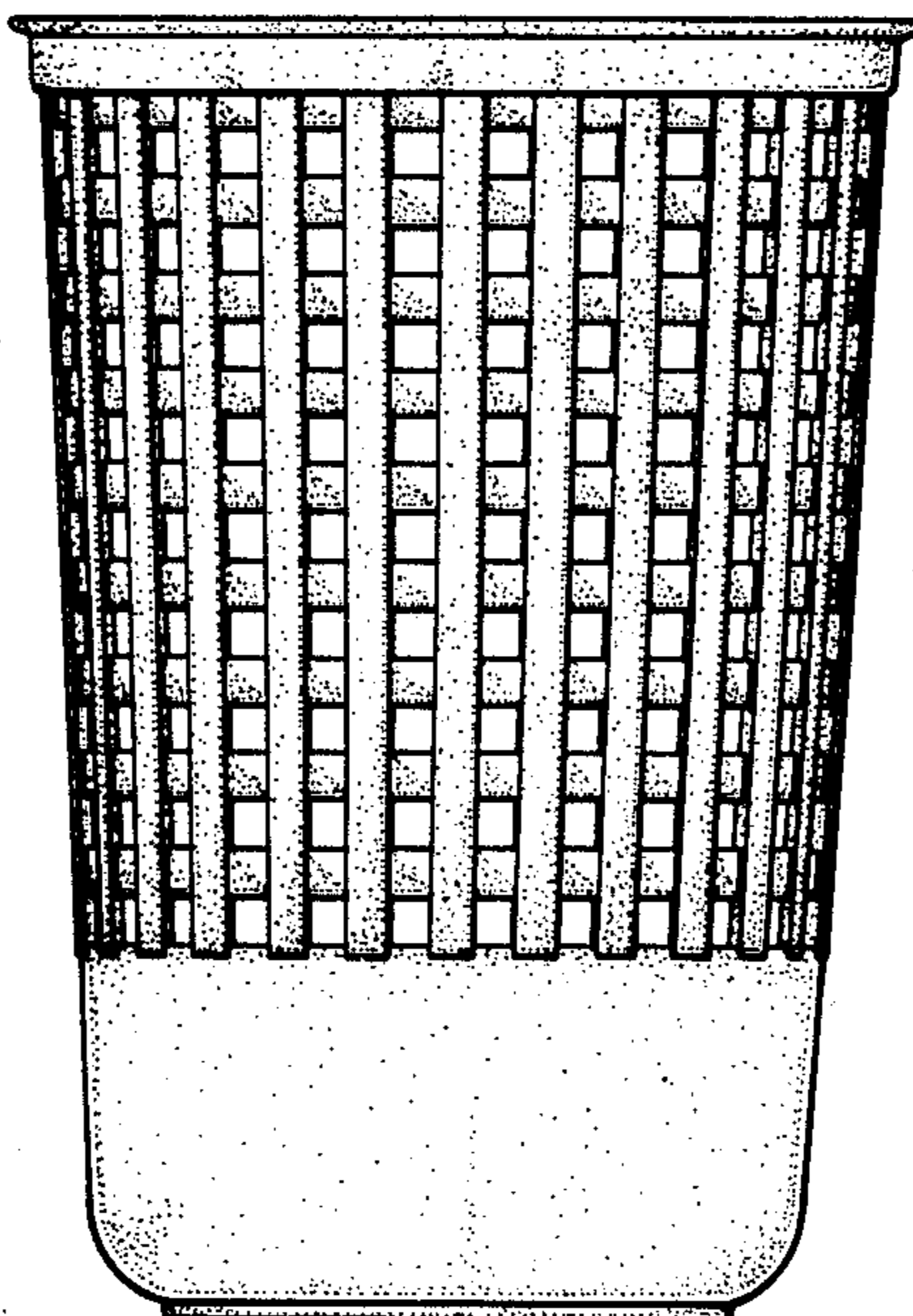


FIG. 1




FIG. 2

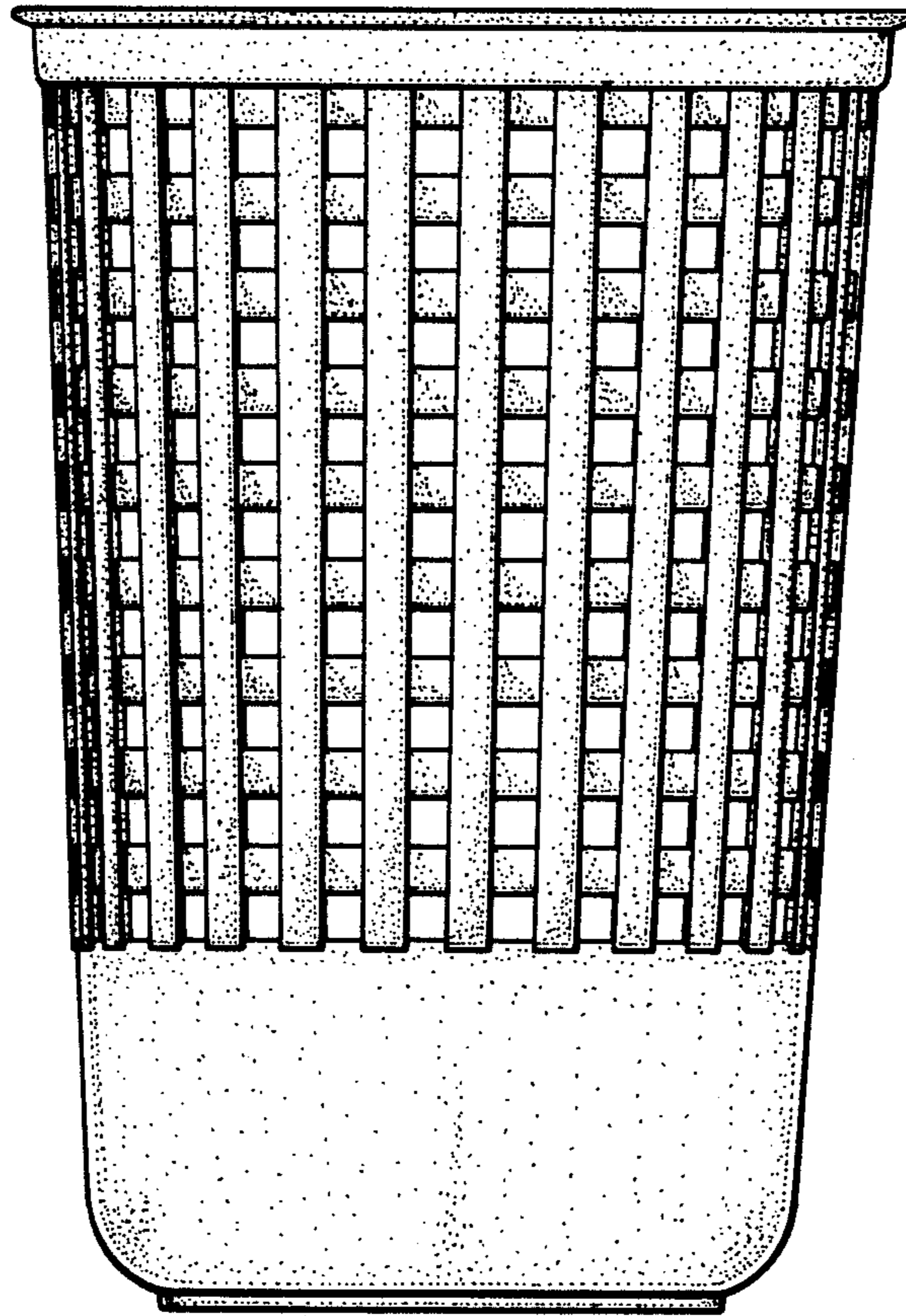


FIG. 3




FIG. 4

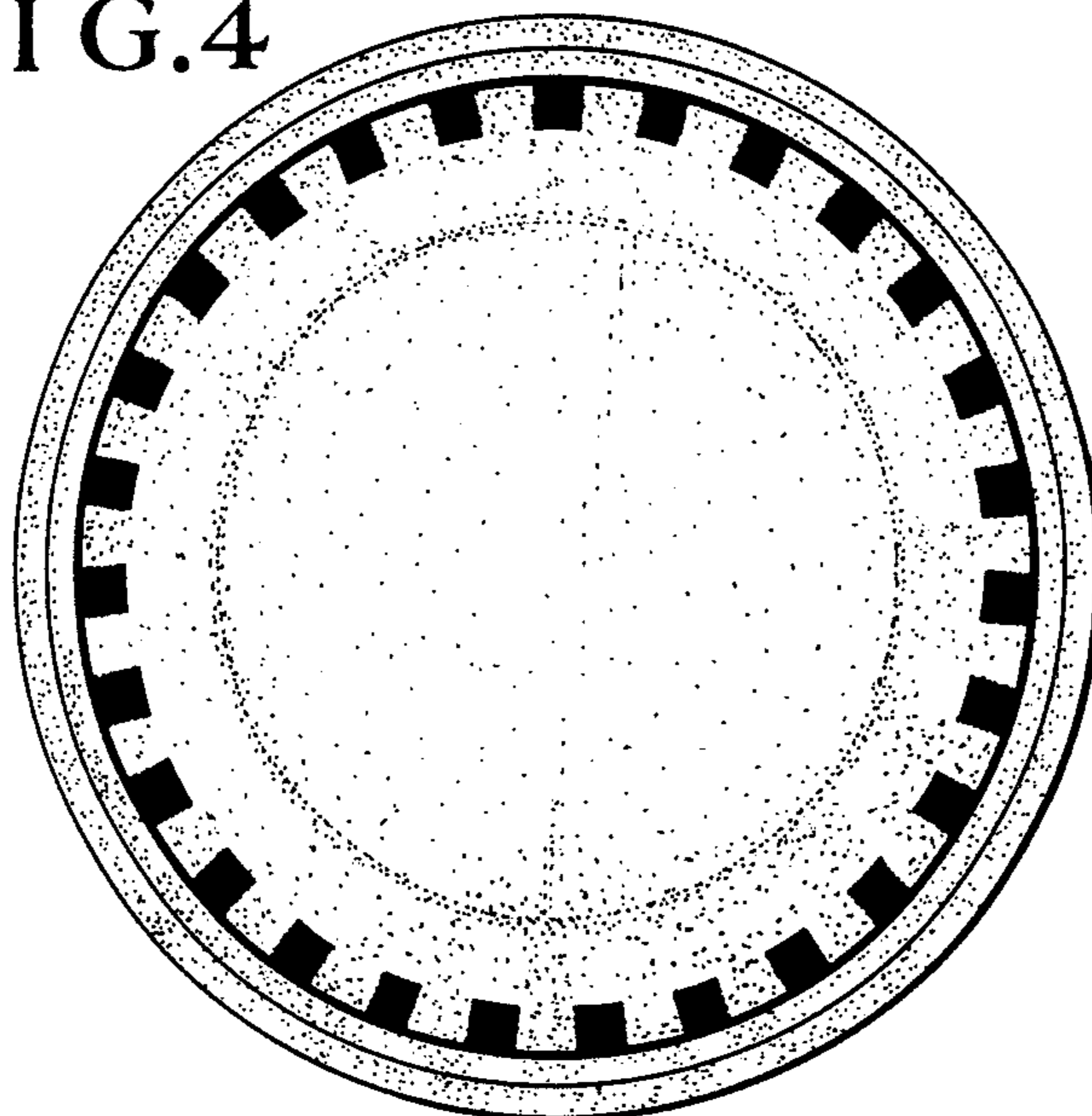


FIG. 5

