

[54] COMBINED BASKET AND REMOVABLE LINER

4,365,658 12/1982 Stevens 220/83

[76] Inventor: Sarah M. Mautner, 703 S. Main St., Auburn, Ind. 46706

[**] Term: 14 Years

[21] Appl. No.: 70,231

[22] Filed: Jul. 6, 1987

[52] U.S. Cl. D34/40

[58] Field of Search D34/40-46; 206/44 R, 44 K, 427; 217/122-125, 3 R, 3 CV; 150/48, 50; 220/19, 72, 73, 83

OTHER PUBLICATIONS

Coe & Dru 1982, p. 81, No. 2436.
Coe & Dru 1982, p. 27, No. 3009.
Illustration of a basket and liner.

Primary Examiner—Bernard Ansher
Assistant Examiner—Prabhakar Deshmukh
Attorney, Agent, or Firm—Jeffers, Hoffman & Niewyk

[57] CLAIM

The ornamental design for a combined basket and removable liner, as shown and described.

DESCRIPTION

FIG. 1 is a perspective view of a combined basket and removable liner showing my new design; FIG. 2 is a front elevation thereof; FIG. 3 is a rear side elevation thereof; FIG. 4 is a left side elevation thereof; FIG. 5 is a right side elevation thereof; FIG. 6 is a top plan view thereof; and FIG. 7 is a bottom plan view thereof. The broken lines shown in FIGS. 1 through 5 represent stitch lines.

[56] References Cited

U.S. PATENT DOCUMENTS

D. 20,641	3/1891	Doty	D34/44
D. 57,395	3/1921	Szonderowski	D34/41
D. 57,535	4/1921	Loewenberg	D34/42
D. 193,314	7/1962	Mangold	D34/44
D. 268,217	3/1983	Stevens	D34/42
D. 300,078	2/1989	McDuffie	D34/43
2,425,564	8/1947	Ring	206/427
3,302,679	2/1967	Padovani	220/72



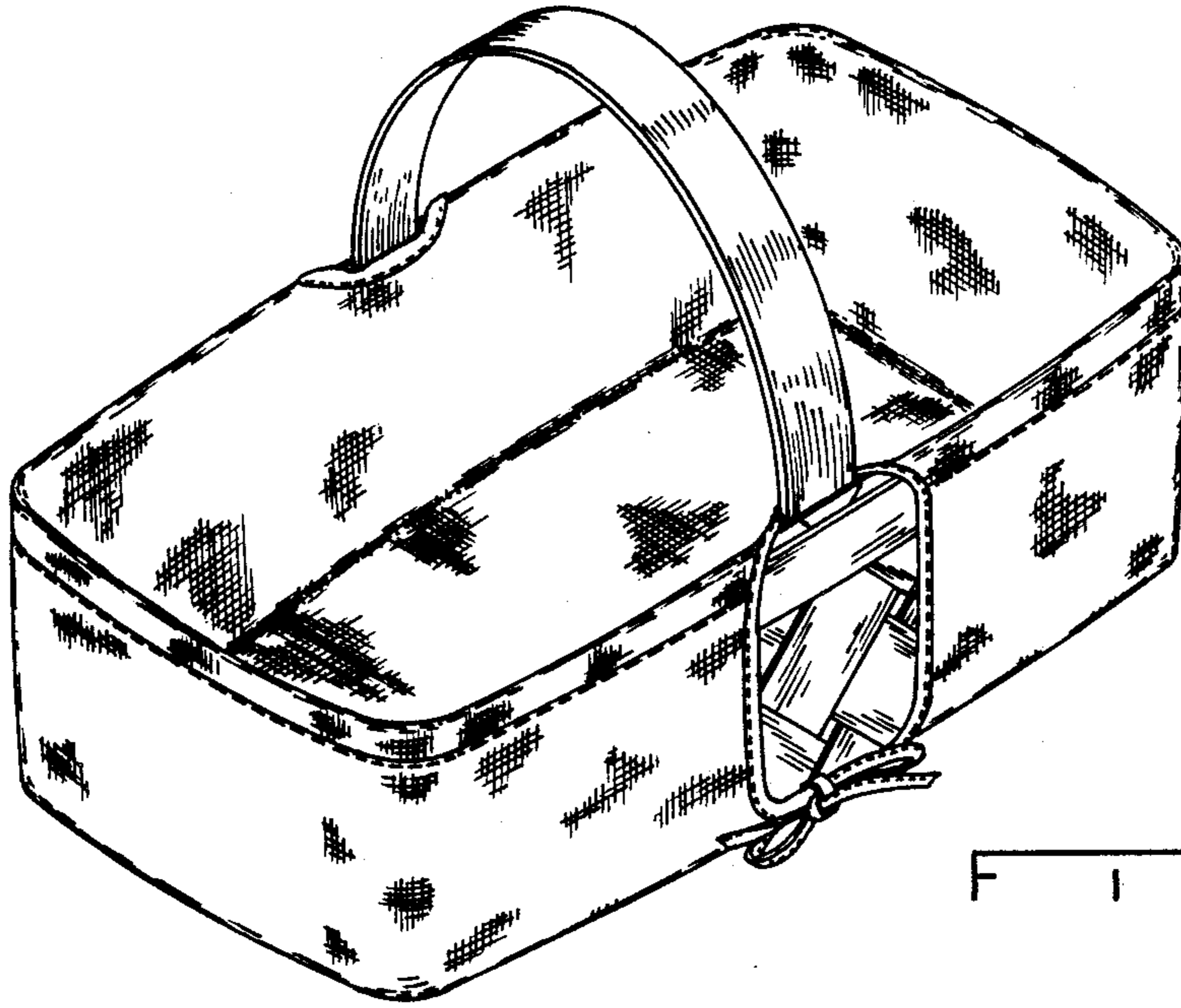


FIG. 1




FIG. 2




FIG. 4

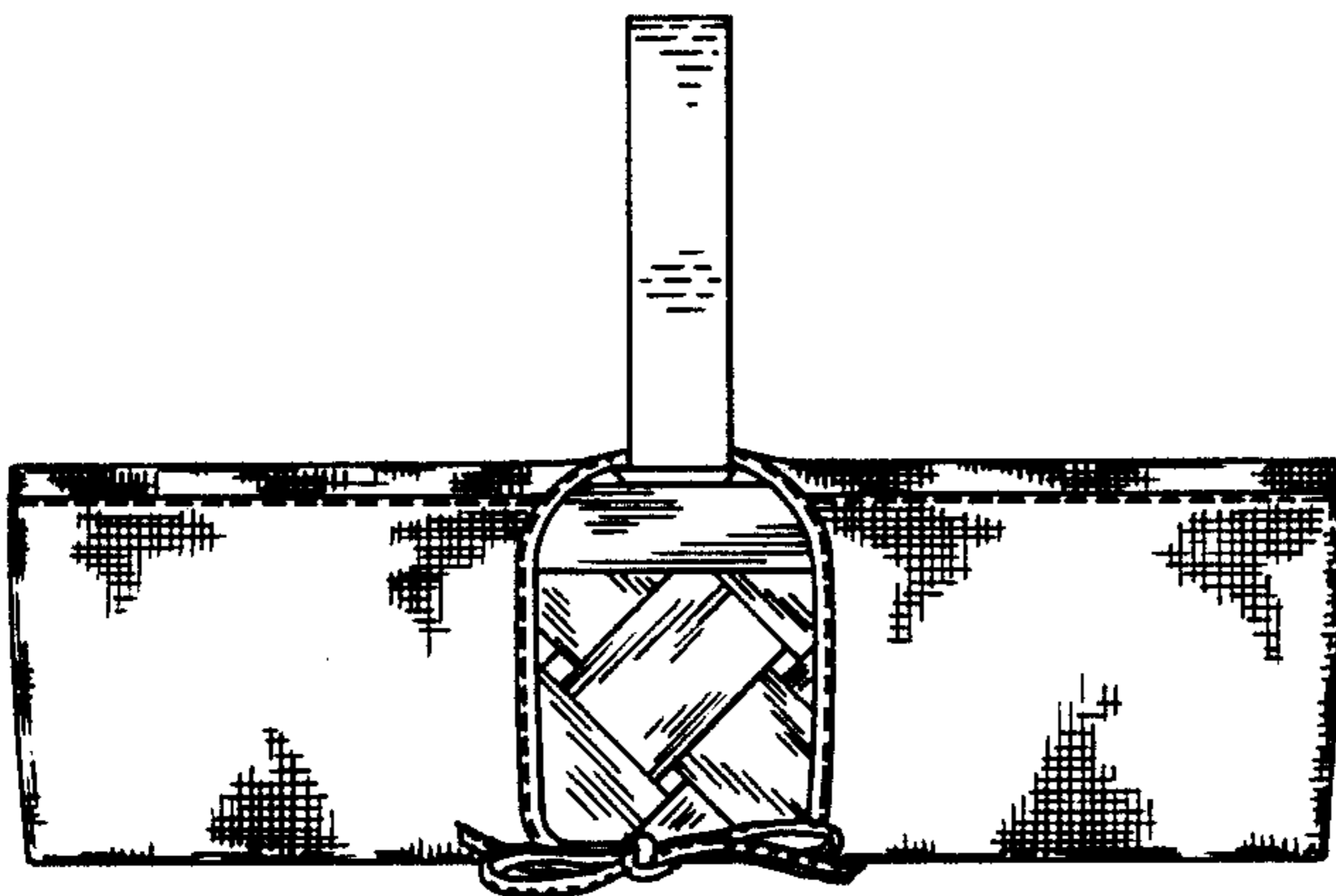


FIG. 3




FIG. 5

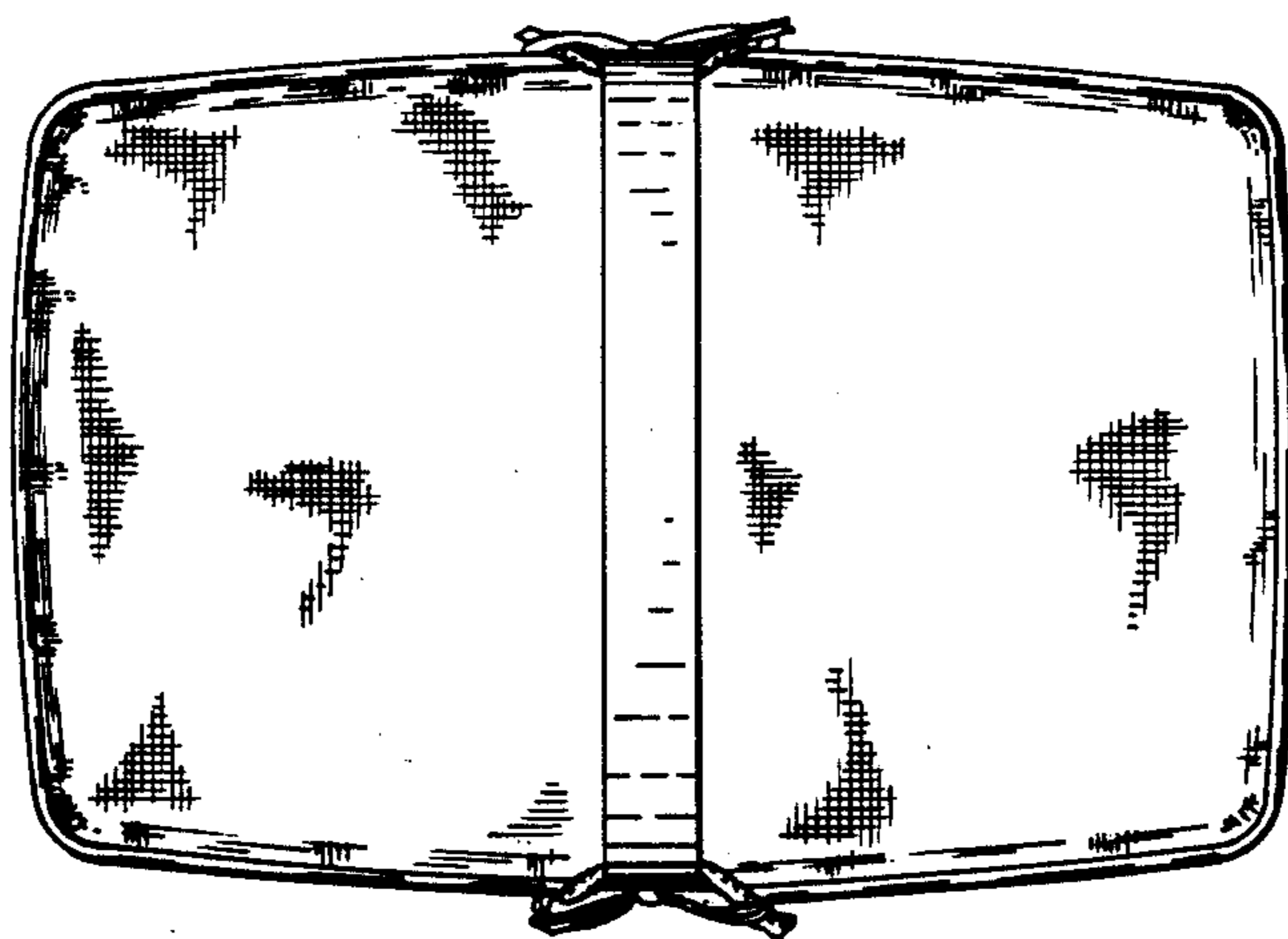


FIG. 6




FIG. 7