

United States Patent [19]

Adams

[11] Patent Number: **Des. 305,431**

[45] Date of Patent: **** Jan. 9, 1990**

[54] **DOUBLE HOOK FOR A WALL**

[75] Inventor: **William E. Adams, Portersville, Pa.**

[73] Assignee: **Adams Mfg., Portersville, Pa.**

[**] Term: **14 Years**

[21] Appl. No.: **54,279**

[22] Filed: **May 26, 1987**

[52] U.S. Cl. **D8/367; D8/370; D6/567**

[58] Field of Search **D8/367, 372, 370; 248/303, 304, 493; D6/545, 534, 566, 512, 537, 539, 525, 524, 567**

[56] **References Cited**

U.S. PATENT DOCUMENTS

D. 24,588	8/1895	MacPhail	D8/367
D. 182,034	2/1958	Merendino	D6/534
D. 231,422	4/1974	Berend	D6/567
D. 242,407	11/1976	Enckler	D8/370 X
D. 273,445	4/1984	Lohman	D8/367 X
D. 299,423	1/1989	Davis	D8/370 X
710,803	10/1902	Richmond	248/304
2,319,638	5/1943	Sheken	248/304 X

2,479,115	8/1949	Inman	248/303 X
3,685,660	2/1972	Saunders	D6/534 X

FOREIGN PATENT DOCUMENTS

547746	10/1922	France	248/304
216513	8/1937	Japan	D6/567
24202	of 1910	United Kingdom	248/493
5729	of 1911	United Kingdom	248/493

Primary Examiner—Horace B. Fay, Jr.

Attorney, Agent, or Firm—Buchanan Ingersoll; Lynn J. Alstadt

[57] **CLAIM**

The ornamental design for a double hook for a wall, as shown and described.

DESCRIPTION

FIG. 1 is a front, top and right side perspective view of a double hook for a wall showing my new design; FIGS. 2 and 3 are respectively front and rear elevational views thereof; FIG. 4 is a right side elevational view thereof, the side opposite being a mirror image; and FIGS. 5 and 6 are respectively bottom and top plan views thereof.

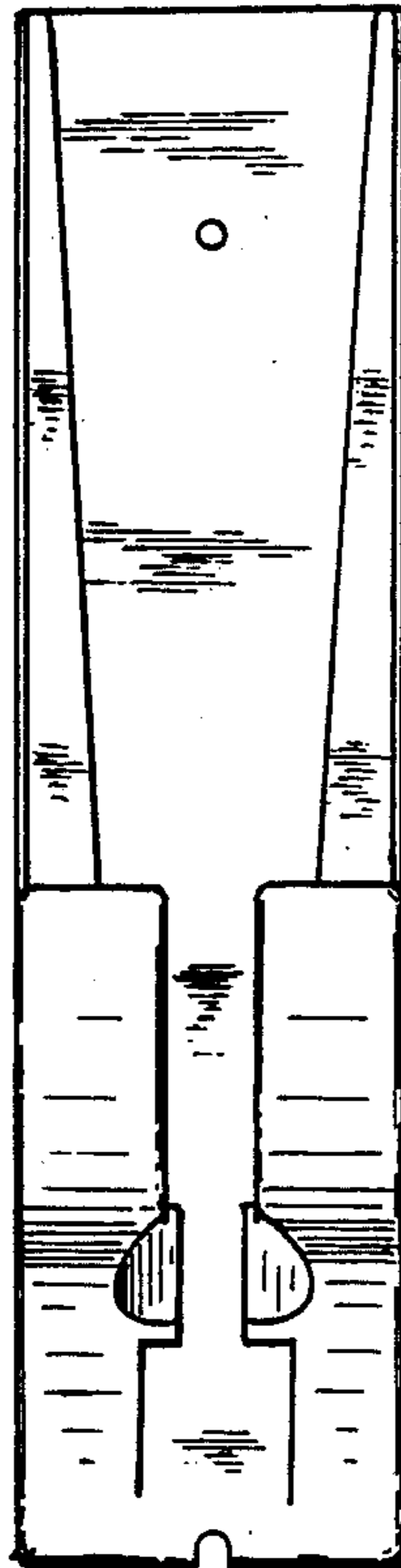



Fig. 1.




Fig. 2.

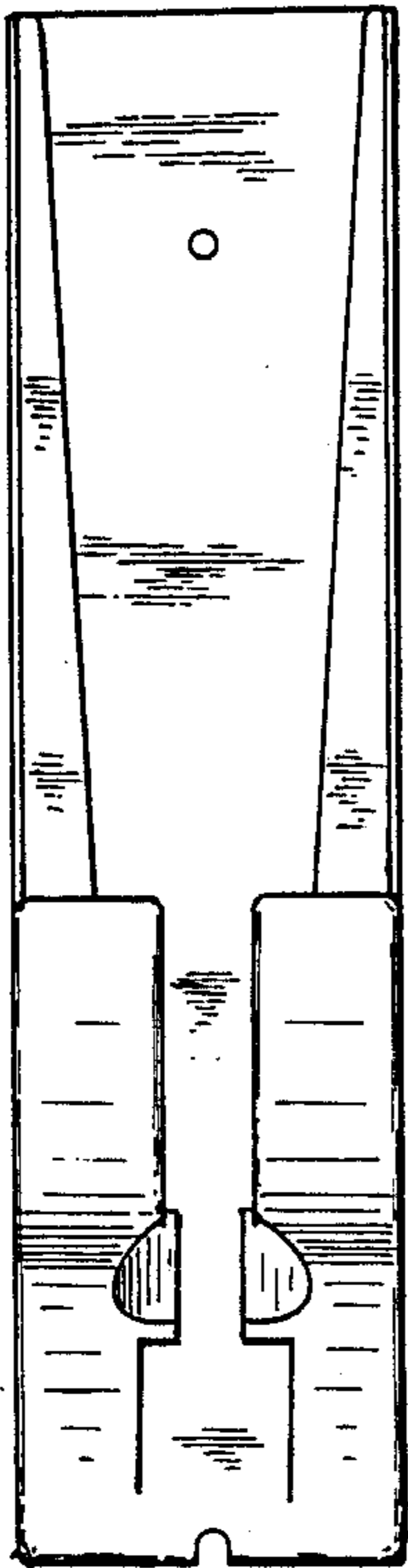


Fig. 3.




Fig. 4.

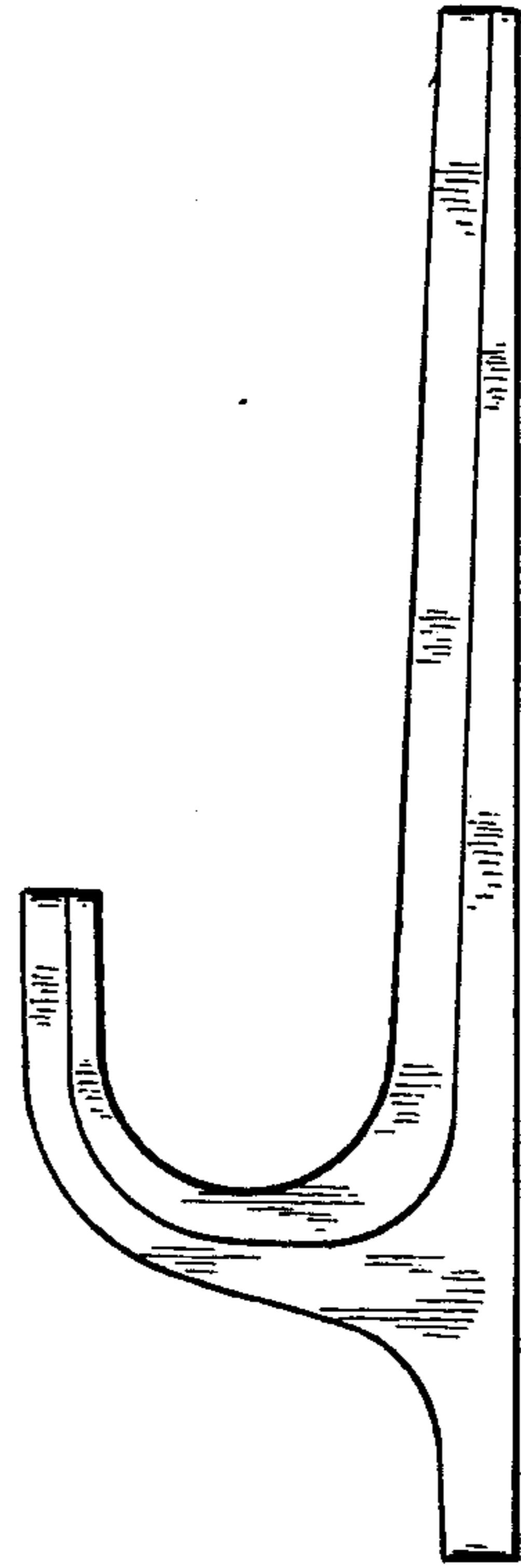


Fig. 5.

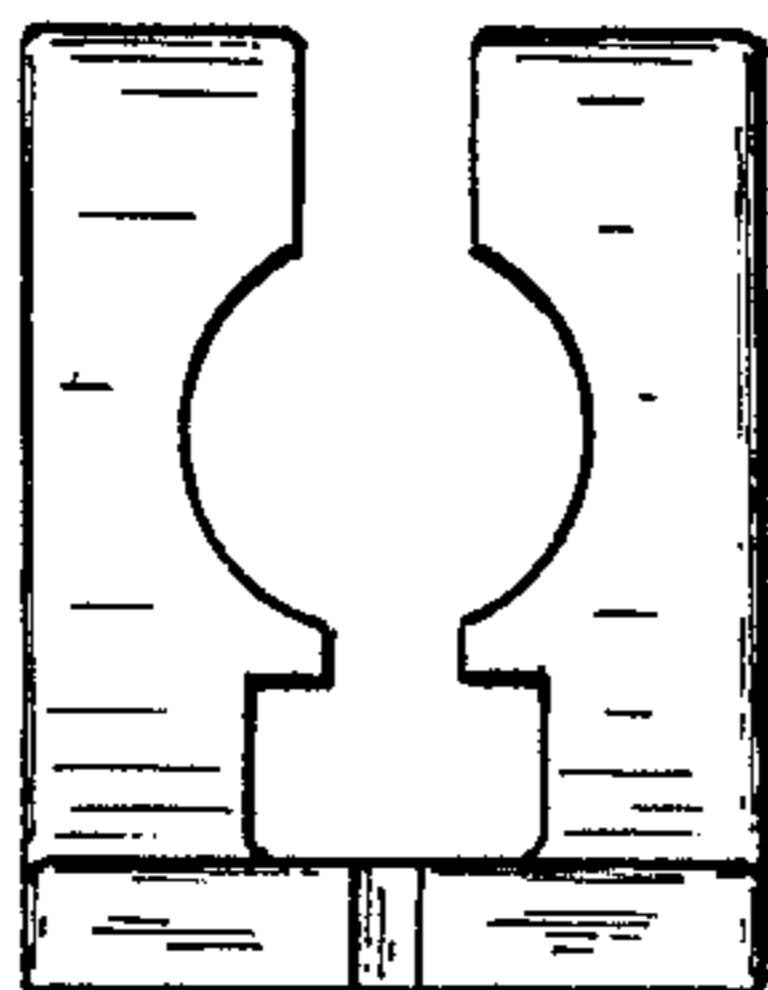


Fig. 6.

