

[54] SURFACE FOR A FRONT PANEL FOR A VIDEO EDITING CONTROLLER

[76] Inventor: Robert A. Cohen, 29901 Weatherwood Ave., Laguna Niguel, Calif. 92677

[**] Term: 14 Years

[21] Appl. No.: 931,173

[22] Filed: Nov. 14, 1986

[52] U.S. Cl. D14/257; D14/239

[58] Field of Search D14/124, 125, 159, 217, D14/239, 257, 258, 260, 299, 115; 364/708; D13/12; D18/6, 7

[56] References Cited

U.S. PATENT DOCUMENTS

- D. 260,645 9/1981 Kikuhara D14/157
- D. 281,171 10/1985 Yamagami et al. D18/7
- D. 288,682 3/1987 Gierschick D14/257
- D. 289,759 5/1987 Koob D14/159
- D. 290,019 5/1987 Hirooka et al. D18/7

- D. 290,707 7/1987 Allen et al. D14/115
- D. 293,785 1/1988 Wysong et al. D14/239

Primary Examiner—B. J. Bullock
Assistant Examiner—Theodore M. Shooman
Attorney, Agent, or Firm—Charles H. Schwartz;
Ellsworth R. Roston

[57] CLAIM

The ornamental design for a surface for a front panel for a video editing controller, as shown and described.

DESCRIPTION

FIG. 1 is a front elevational view of a surface for a front panel for a video editing controller showing my new design;

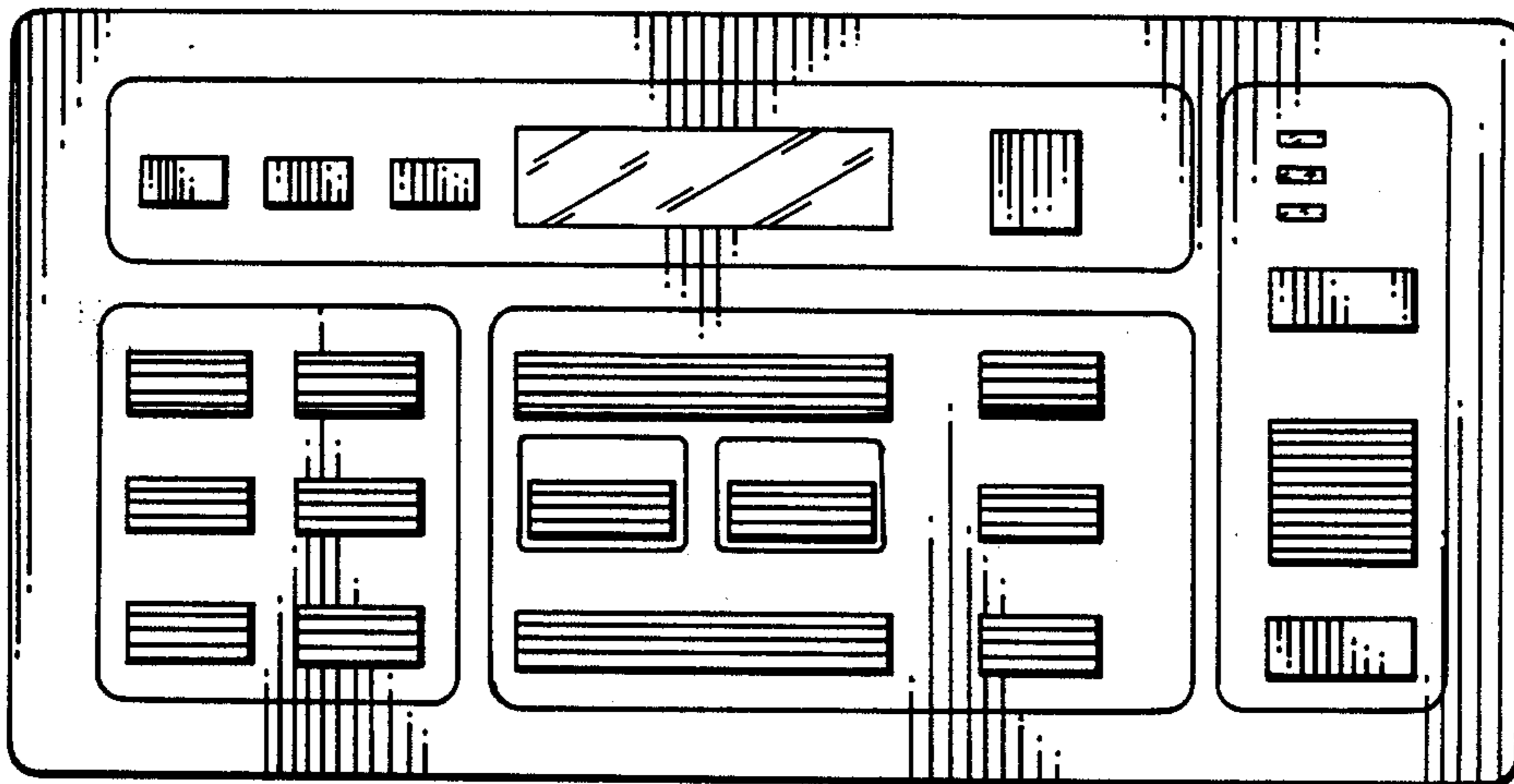
FIG. 2 is a bottom plan view thereof;

FIG. 3 is a top plan view thereof;

FIG. 4 is a right side elevational view thereof; and

FIG. 5 is a left side elevational view thereof.

The broken line showing of the video editing controller housing is for illustrative purposes only and forms no part of the claimed design.



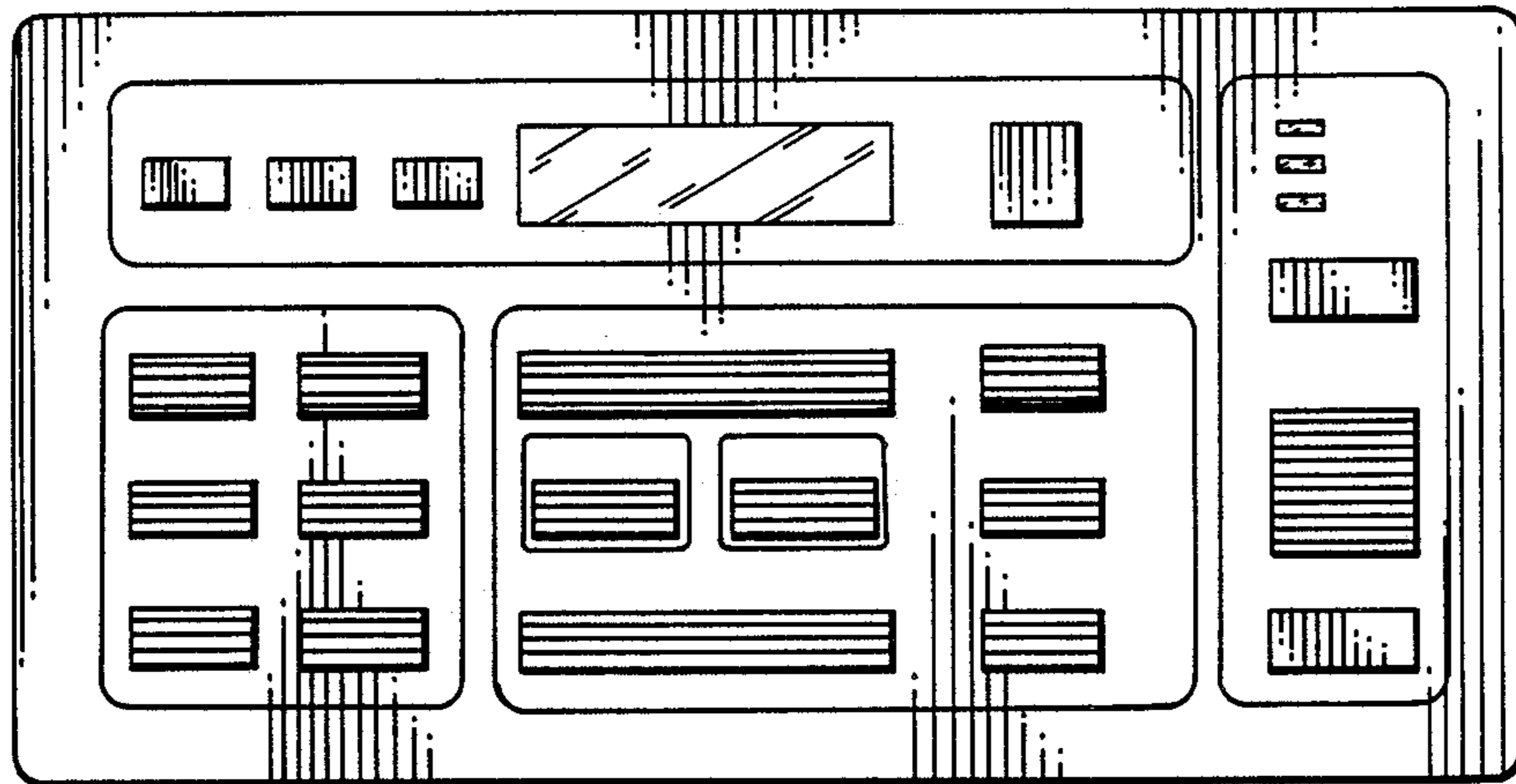


FIG. 1




FIG. 2




FIG. 3




FIG. 4




FIG. 5