

United States Patent [19]

Corey

[11] Patent Number: **Des. 305,417**

[45] Date of Patent: **** Jan. 9, 1990**

[54] **LICENSE PLATE FRAME**

[76] Inventor: **John L. Corey, 17700 S. Avalon Blvd. #55, Carson, Calif. 90746**

[**] Term: **14 Years**

[21] Appl. No.: **177,035**

[22] Filed: **Apr. 4, 1988**

[52] U.S. Cl. **D12/193**

[58] Field of Search **D12/193; D6/300, 303, D6/306; 40/200, 209, 152, 154**

[56] **References Cited**

U.S. PATENT DOCUMENTS

D. 24,258	4/1895	Odgers	D6/300
D. 79,601	10/1929	Molner	D6/300
D. 96,198	7/1935	Osbrink	D12/193
D. 133,572	8/1942	Chilcote	D6/300
D. 163,328	5/1951	Rothman	D12/193
D. 164,008	7/1951	Loyd	D12/193
D. 175,144	12/1954	Audette	D12/193
D. 219,774	1/1971	Cox	D12/193
D. 257,341	10/1980	Blaser	D12/193
D. 271,011	10/1983	Bott	D12/193
D. 279,667	7/1985	Baron	D12/193

D. 285,784	9/1986	Langensiepen	D12/193
D. 298,023	10/1988	Corey	D12/193
1,719,540	7/1929	Franks	40/200
1,877,075	9/1932	Stephenson	40/209
2,055,570	9/1936	Bradley	40/152

OTHER PUBLICATIONS

J. C. Whitney Catalog No. 468K, ©1986, p. 128, Black License Plate Frame & License Plate Frame B, upper left side of page.


Primary Examiner—James M. Gandy
Attorney, Agent, or Firm—Charles H. Thomas

[57] **CLAIM**

The ornamental design for a license plate frame, as shown and described.

DESCRIPTION

FIG. 1 is a front elevational view of a license plate frame showing my new design;
FIG. 2 is a rear elevational view thereof;
FIG. 3 is a bottom plan view thereof it being understood that the top is a mirror image of that shown; and
FIG. 4 is a side elevational view thereof, the opposite side being a mirror image of that shown.



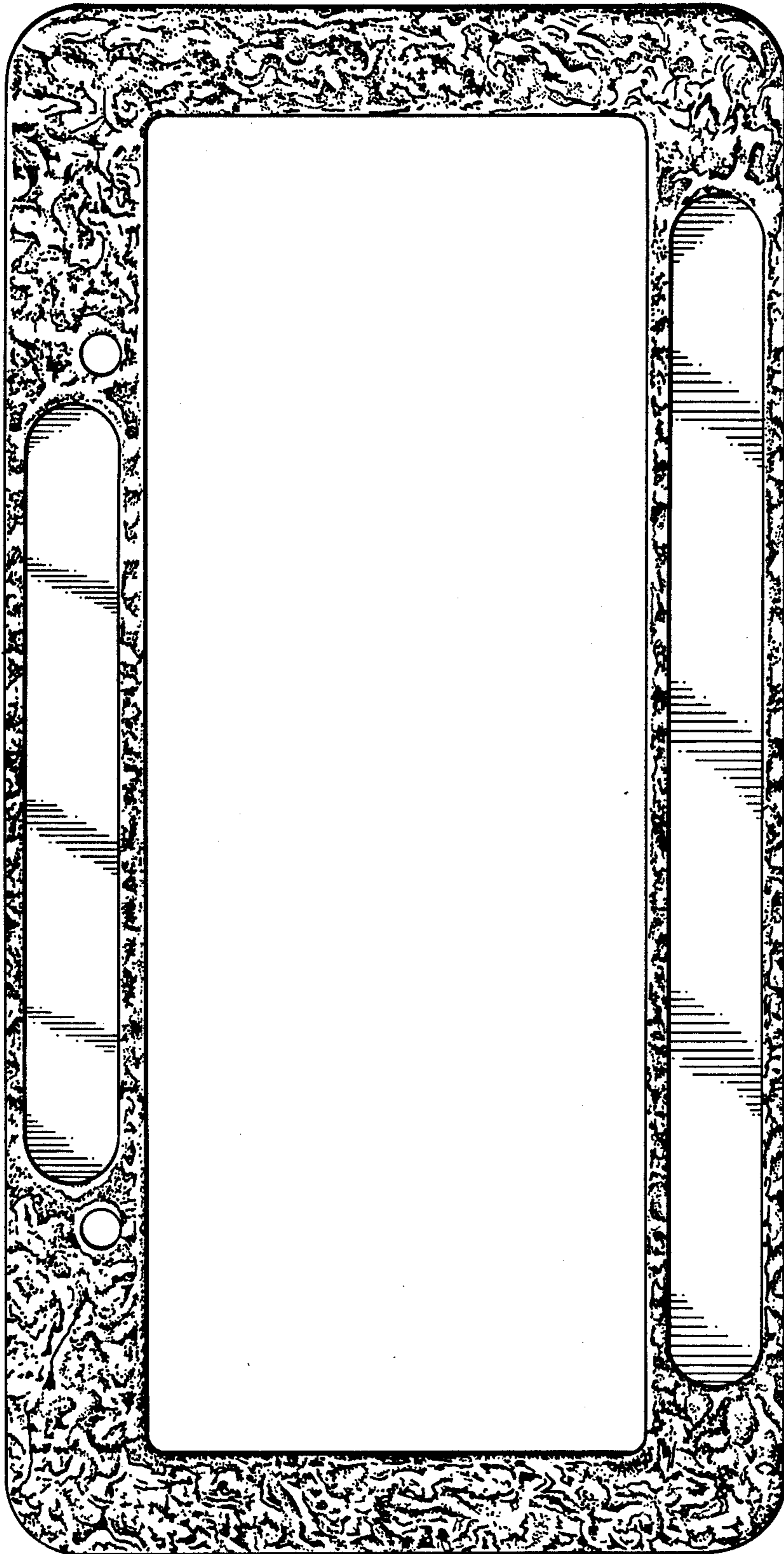


FIG. 1



FIG. 3



FIG. 4

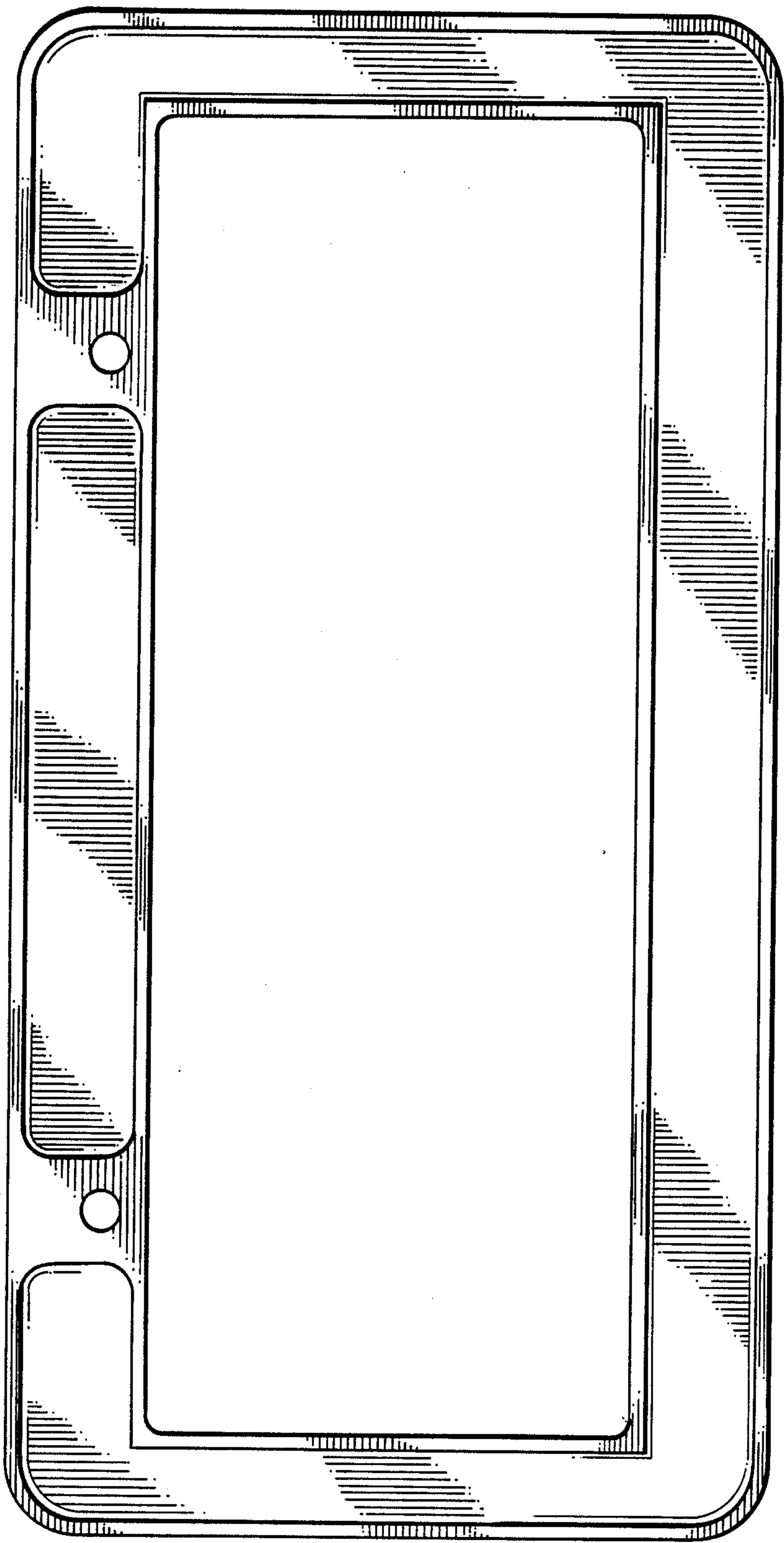


FIG. 2