

United States Patent [19]

Atagi

[11] Patent Number: **Des. 305,411**

[45] Date of Patent: **** Jan. 9, 1990**

[54] **COMBINED WRISTWATCH AND GUARD THEREFOR**

[75] Inventor: **Takashi Atagi, Fussa, Japan**

[73] Assignee: **Casio Computer Co., Ltd., Tokyo, Japan**

[**] Term: **14 Years**

[21] Appl. No.: **947,508**

[22] Filed: **Dec. 29, 1986**

[52] U.S. Cl. **D10/31; D10/39**

[58] Field of Search **D10/1-39, D10/122-128; 368/286, 10**

[56] **References Cited**

U.S. PATENT DOCUMENTS

- D. 264,056 4/1982 Suzuki D10/38
- D. 284,745 7/1986 Minkowitz D10/38
- D. 285,662 9/1986 Kano D10/39
- D. 287,470 12/1986 Houlihan D10/38

- D. 292,678 11/1987 Takeichi D10/132
- D. 295,729 5/1988 Suzuki D10/39
- D. 296,676 7/1988 Sakurai D10/39
- 2,565,822 8/1951 McClelland 368/286

Primary Examiner—Nelson C. Holtje
Attorney, Agent, or Firm—Frishauf, Holtz, Goodman & Woodward

[57] **CLAIM**

The ornamental design for a combined wristwatch and guard therefor, as shown and described.

DESCRIPTION

FIG. 1 is a front elevational view of a combined wristwatch and guard therefor showing my new design; FIG. 2 is a top plan view thereof; FIG. 3 is a right side elevational view thereof; FIG. 4 is a left side elevational view thereof; FIG. 5 is a bottom plan view thereof; FIG. 6 is a rear elevational view thereof; and FIG. 7 is a top and right front perspective view thereof.




FIG. 2




FIG. 4

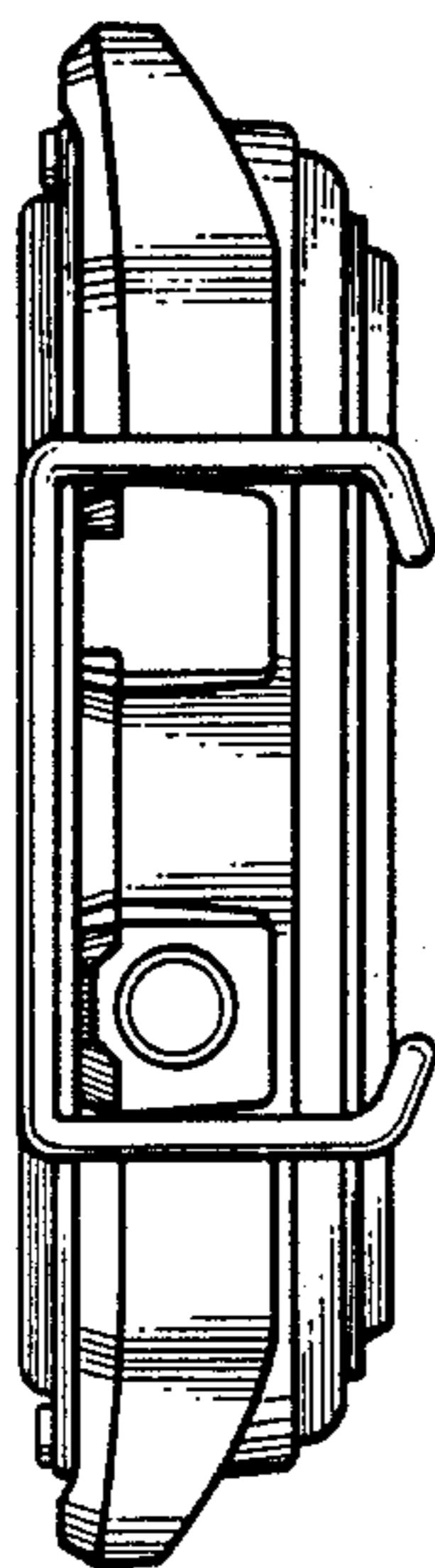


FIG. 1




FIG. 3

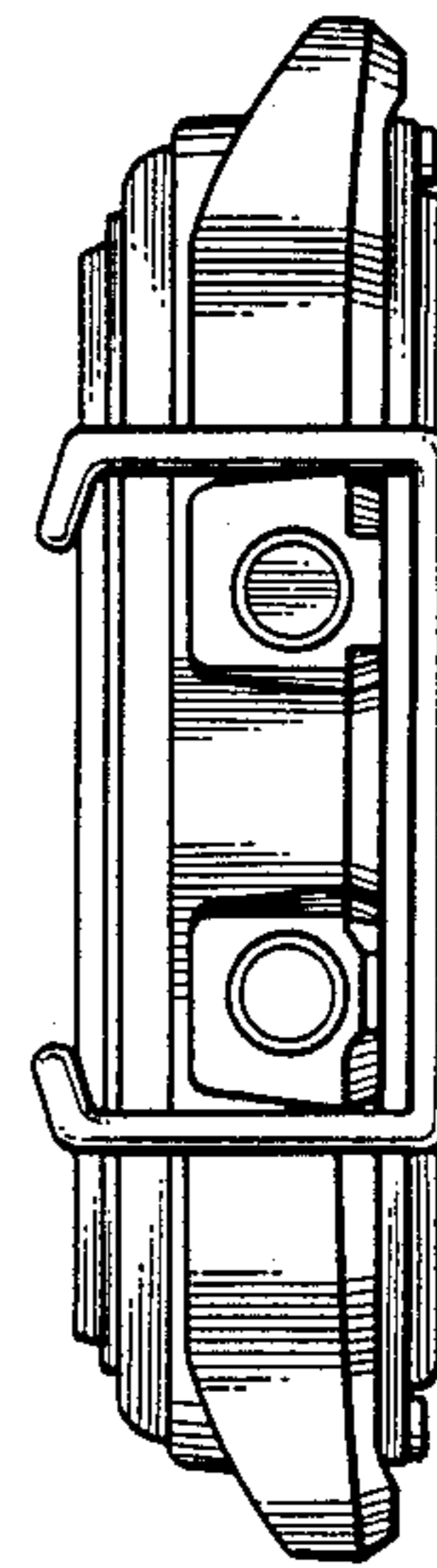


FIG. 5




FIG. 6

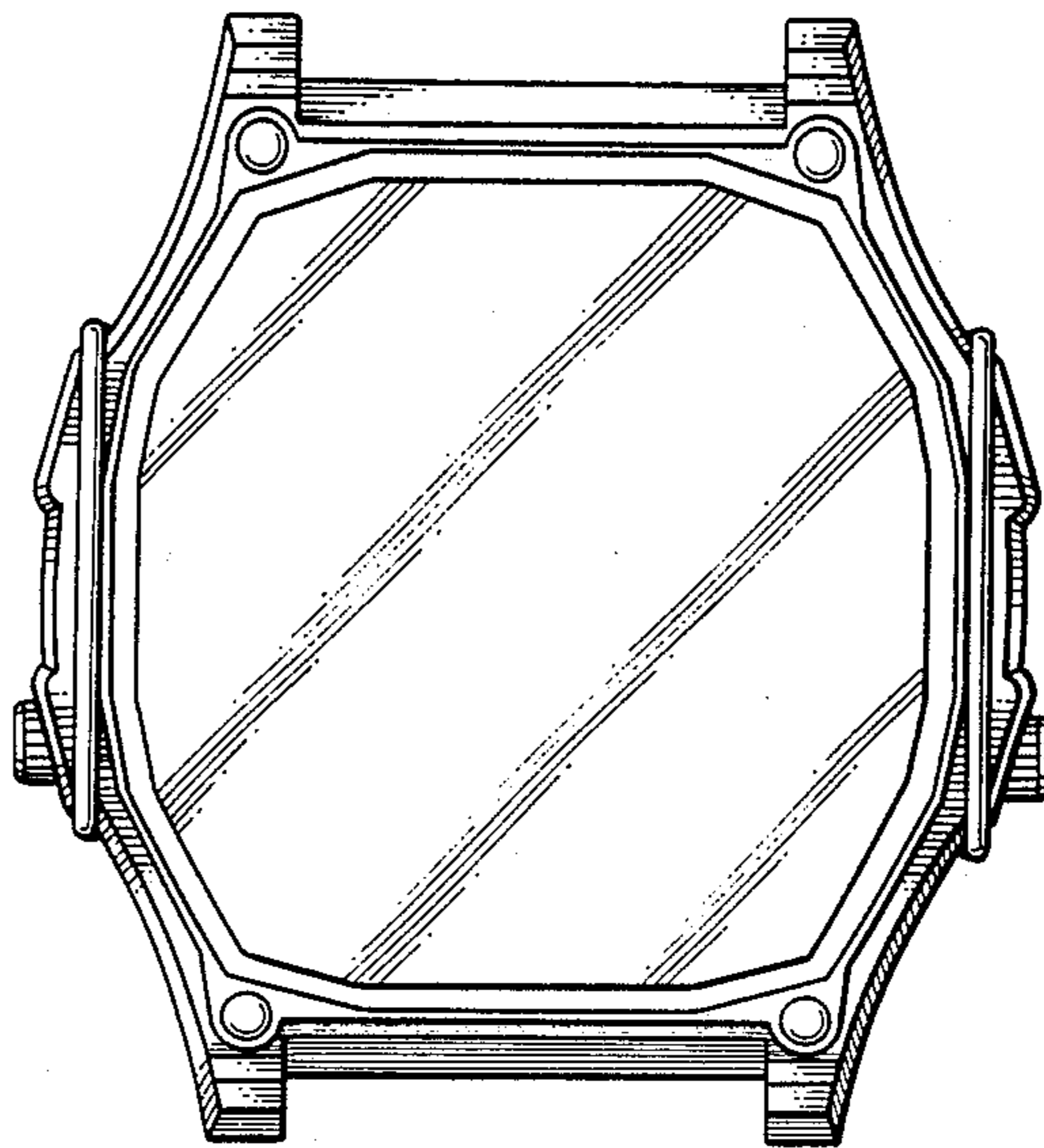


FIG. 7

