

[54] **TOOTHBRUSH**

[75] **Inventors: Dieter Rams, Kronberg; Jürgen Greubel, Heidenrod; Peter Schneider, Koenigstein, all of Fed. Rep. of Germany**

[73] **Assignee: Gillette Canada Inc., Montreal, Canada**

[\*] **Notice: The portion of the term of this patent subsequent to Jan. 9, 2004 has been disclaimed.**

[\*\*] **Term: 14 Years**

[21] **Appl. No.: 69,572**

[22] **Filed: Jul. 13, 1987**

[52] **U.S. Cl. .... D4/104**

[58] **Field of Search .... D4/100-114; D24/10-11; 15/106, 110, 159 R, 159 A, 160, 167.1-167.2, 172, 176.1-176.6**

[56] **References Cited**

**U.S. PATENT DOCUMENTS**

D. 108,852	3/1938	Herrick et al. ....	D4/104
D. 121,437	7/1940	Hadden .....	D4/105
D. 172,693	7/1954	Wibbelsman et al. ....	D4/104
D. 201,867	8/1965	Newman .....	D4/104
D. 214,238	5/1969	Bender .....	D4/104
D. 245,212	8/1977	Akester .....	D4/104
D. 257,192	10/1980	Moses .....	D4/104
D. 265,354	7/1982	Hyman .....	D4/104

D. 278,002	3/1985	Swope, Jr. ....	D4/104
D. 290,552	6/1987	Hukuba .....	D4/104
2,094,240	9/1937	Herrick et al. ....	15/167
2,414,775	1/1947	Stavely .....	15/167
2,845,649	8/1958	Hutson .....	15/159 X
3,120,670	2/1964	Amodeo .....	15/167
3,188,673	6/1965	Newman .....	15/167
3,350,737	11/1967	Makowsky .....	15/172
4,137,593	2/1979	Porper .....	15/167.2
4,263,691	4/1981	Pakarnseree .....	15/167.1
4,399,582	8/1983	Ernest et al. ....	15/176
4,493,125	1/1985	Collis .....	15/167
4,679,272	7/1987	Florence .....	15/106

**FOREIGN PATENT DOCUMENTS**

685019 3/1965 Italy .

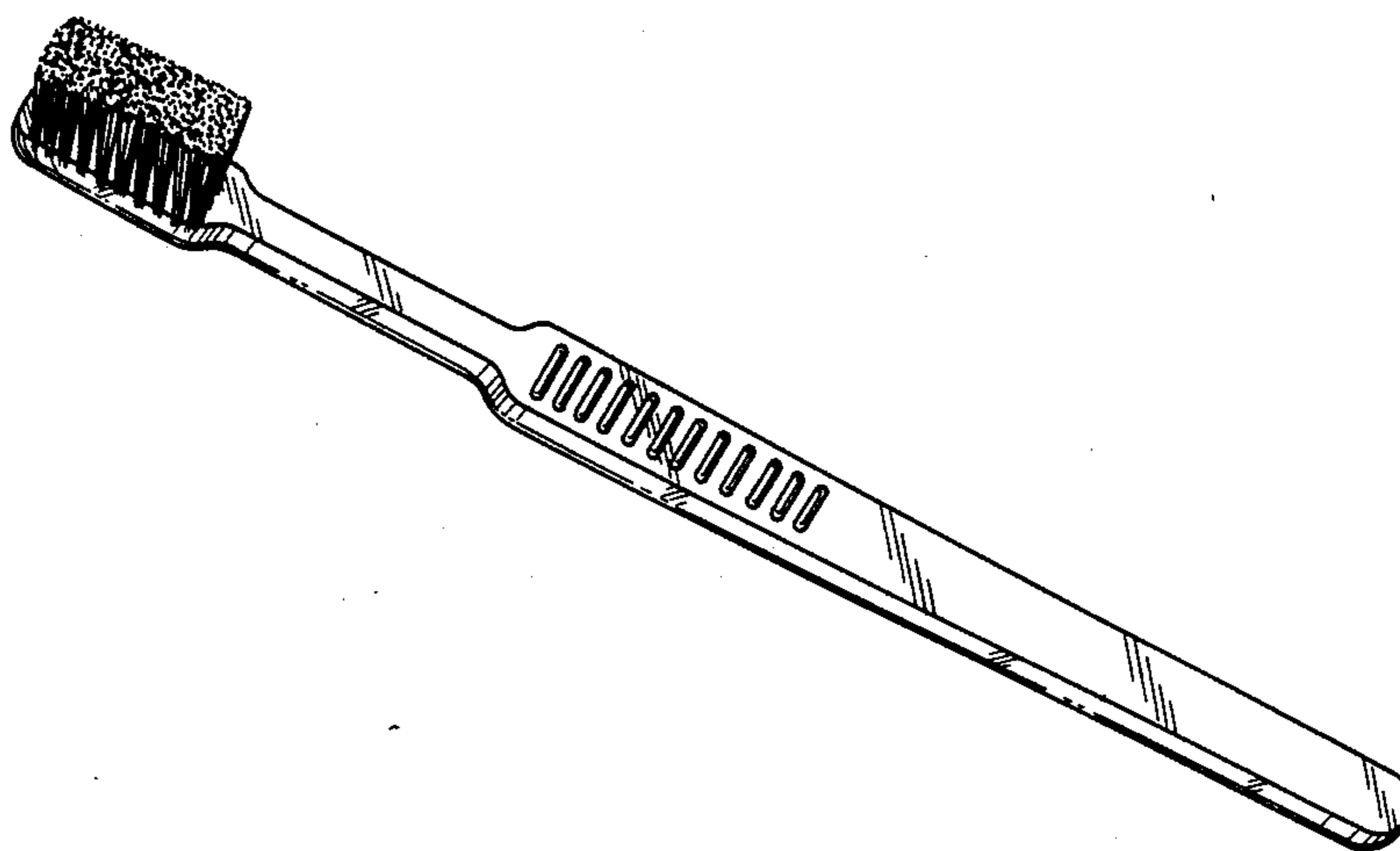
*Primary Examiner*—A. Hugo Word  
*Assistant Examiner*—Lavone D. Tabor  
*Attorney, Agent, or Firm*—John P. Morley

[57] **CLAIM**

The ornamental design for a toothbrush, as shown and described.

**DESCRIPTION**

FIG. 1 is a perspective view of a toothbrush showing our new design;  
 FIG. 2 is a side elevational view, the opposite side being substantially similar in appearance;  
 FIG. 3 is a top plan view thereof;  
 FIG. 4 is a bottom plan view thereof;  
 FIG. 5 is a front end elevational view thereof; and  
 FIG. 6 is a rear end elevational view thereof.



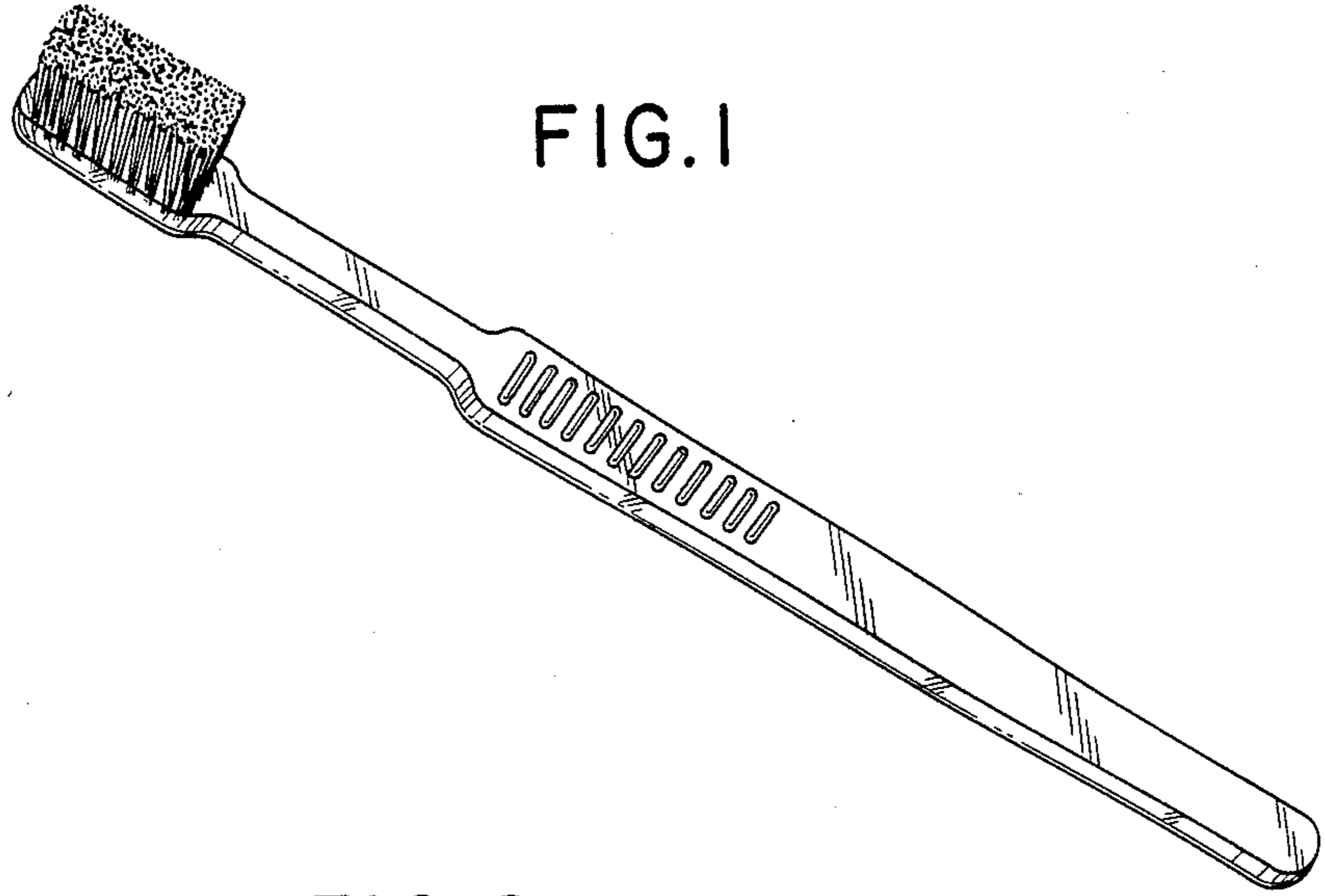


FIG. 1

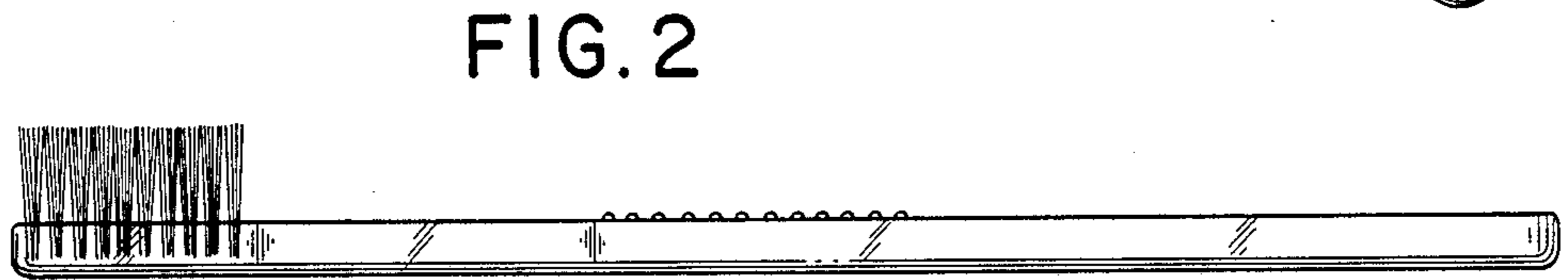


FIG. 2

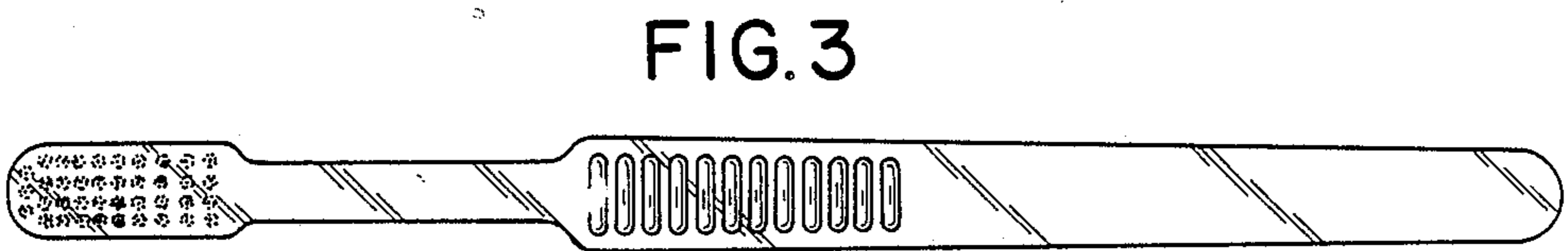


FIG. 3



FIG. 4

FIG. 5



FIG. 6

