

# United States Patent [19]

Schneider

[11] Patent Number: Des. 305,385

[45] Date of Patent: \*\* Jan. 9, 1990

[54] TOOTHBRUSH

[75] Inventor: Peter Schneider, Koenigstein, Fed. Rep. of Germany

[73] Assignee: Gillette of Canada Inc., Montreal, Canada

[\*] Notice: The portion of the term of this patent subsequent to Jan. 9, 2004 has been disclaimed.

[\*\*] Term: 14 Years

[21] Appl. No.: 240,188

[22] Filed: Sep. 2, 1988

[52] U.S. Cl. .... D4/104

[58] Field of Search ..... D4/100-114; D24/10-11; 15/106, 110, 159 R, 159 A, 160, 167.1-167.2, 172, 176.1-176.6

[56] References Cited

### U.S. PATENT DOCUMENTS

D. 108,852	3/1938	Herrick et al. ....	D4/104
D. 121,437	7/1940	Hadden .....	D4/105
D. 172,693	7/1954	Wibbelsman et al. ....	D9/2
D. 201,867	8/1965	Newman .....	D9/2
D. 214,238	5/1969	Bender .....	D4/24
D. 245,212	8/1977	Akester .....	D4/104
D. 257,192	10/1980	Moses .....	D4/25
D. 265,354	7/1982	Hyman .....	D4/25
D. 278,002	3/1985	Swope, Jr. ....	D4/114
D. 287,790	1/1987	Fay .....	D4/104

D. 290,552	6/1987	Hukuba .....	D4/104
2,094,240	9/1937	Herrick et al. ....	15/167
2,414,775	1/1947	Stavely .....	15/167
2,845,649	8/1958	Hutson .....	15/159
3,120,670	2/1964	Amodeo .....	15/167
3,188,673	6/1965	Newman .....	15/167
3,350,737	11/1967	Makowsky .....	15/172
4,137,593	2/1979	Porper .....	15/167 A
4,263,691	4/1981	Pakarnseree .....	15/167.1
4,399,582	8/1983	Ernest et al. ....	15/176
4,493,125	1/1985	Collis .....	15/167 A
4,679,272	7/1987	Florence .....	15/106

### FOREIGN PATENT DOCUMENTS

685019	3/1965	Italy .
66382	6/1973	Rep. of Korea .

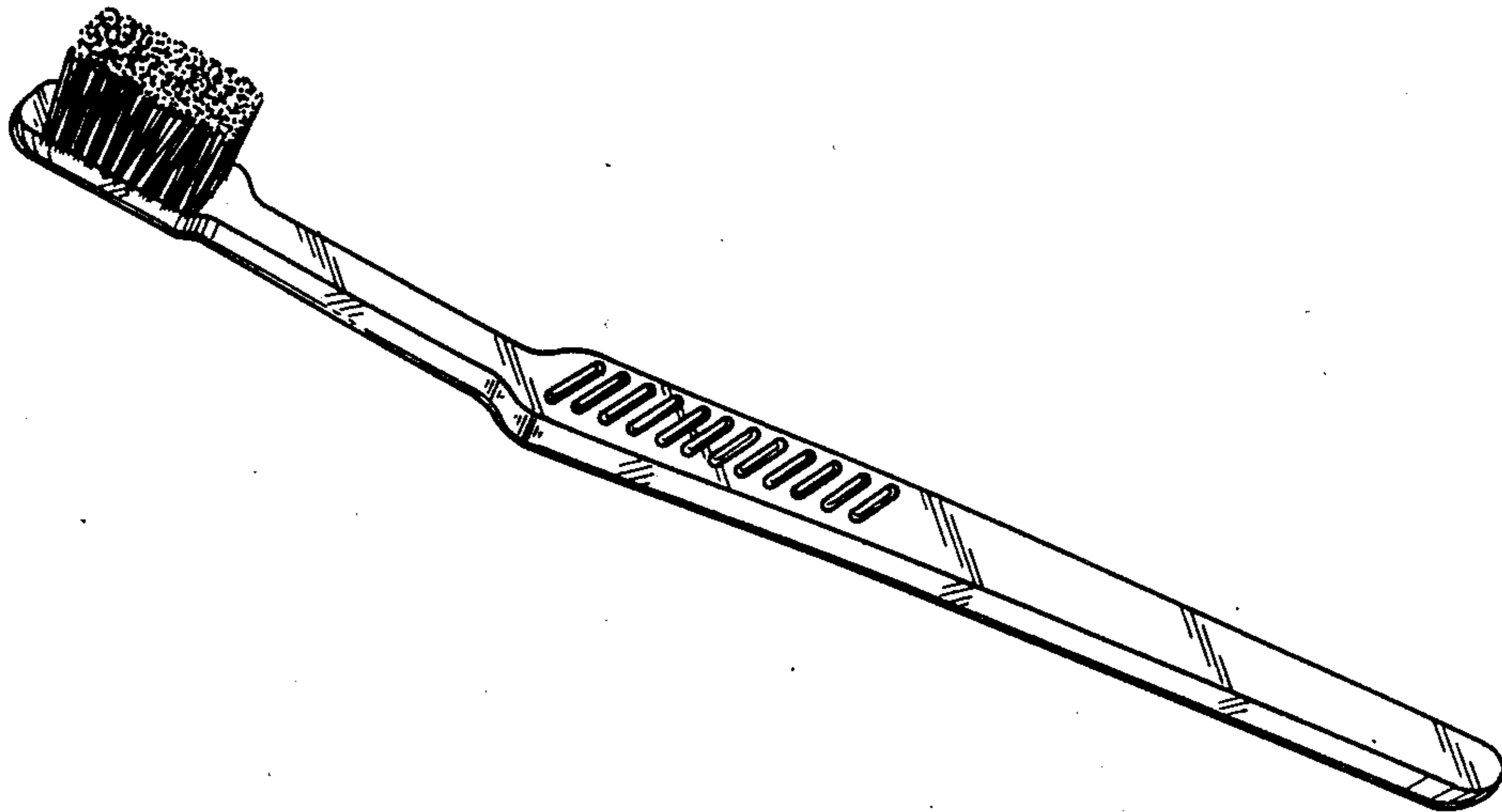
Primary Examiner—A. Hugo Word  
Assistant Examiner—Lavone D. Tabor  
Attorney, Agent, or Firm—John P. Morley

### [57] CLAIM

The ornamental design for a toothbrush, as shown and described.

### DESCRIPTION

FIG. 1 is a perspective view of a toothbrush showing my new design;  
FIG. 2 is a side elevational view, the other side elevational view being a mirror image thereof;  
FIG. 3 is a top plan view thereof;  
FIG. 4 is a bottom plan view thereof;  
FIG. 5 is a front end elevational view thereof; and  
FIG. 6 is a rear end elevational view thereof.



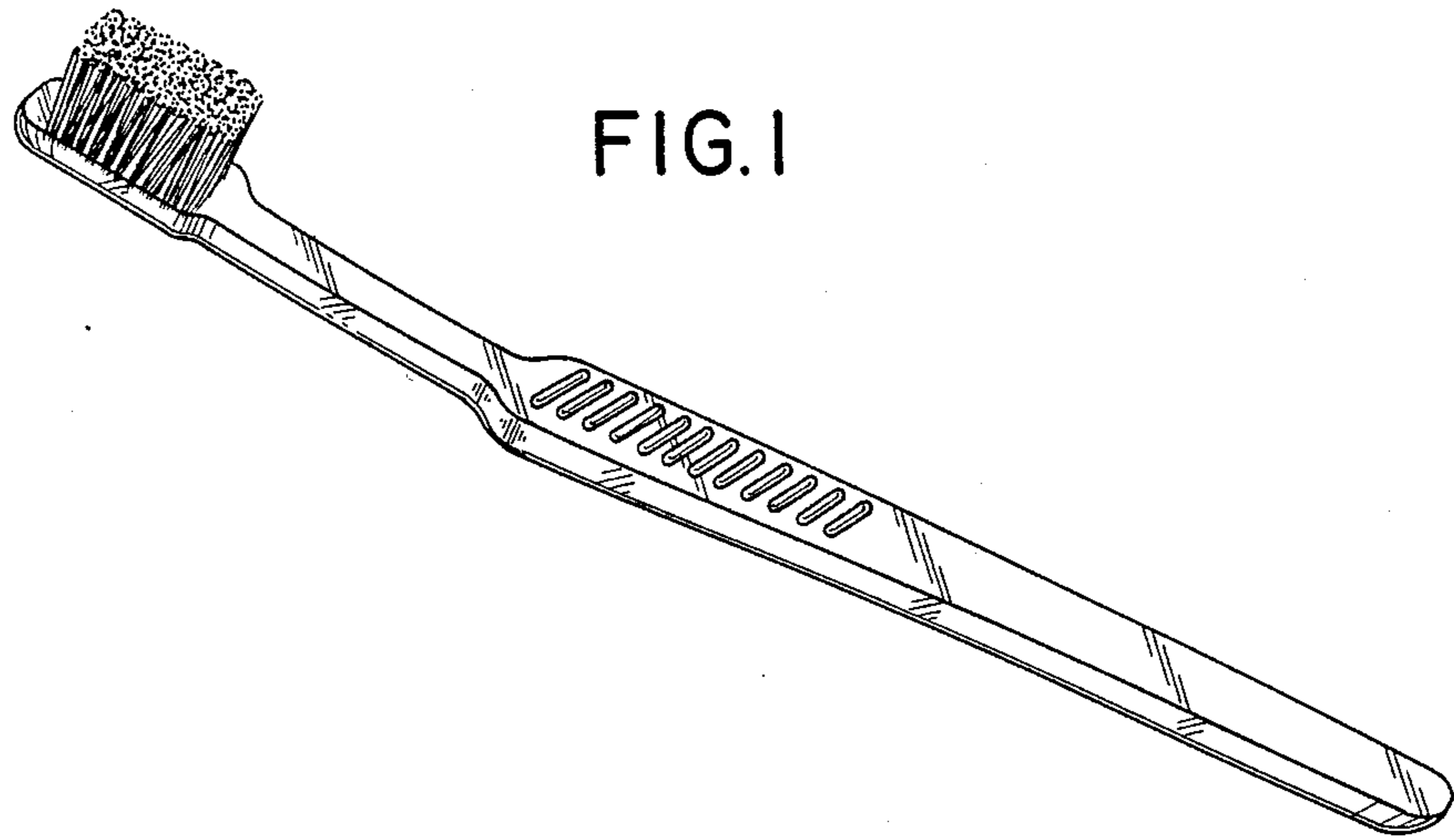


FIG. 1




FIG. 2

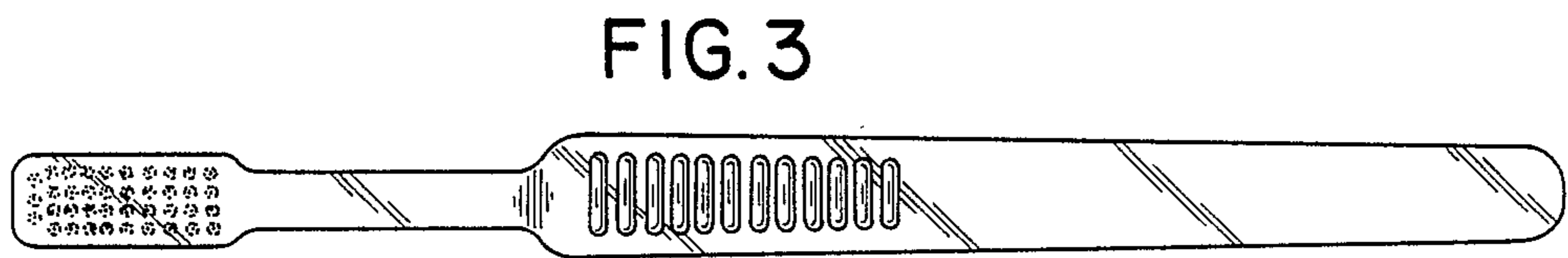


FIG. 3

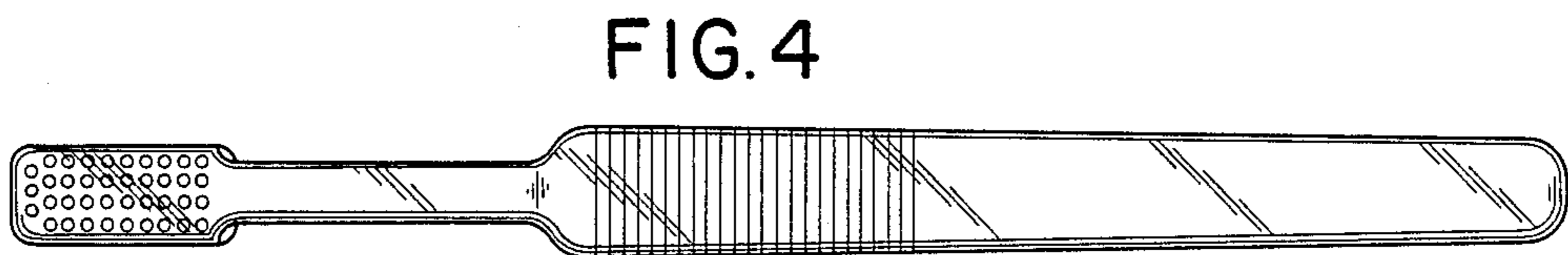


FIG. 4

FIG. 5



FIG. 6

