

[54] **SHOE SOLE**

[75] **Inventor: Junichi Kiyosawa, Kobe, Japan**

[73] **Assignee: Asics Corporation, Kobe, Japan**

[**] **Term: 14 Years**

[21] **Appl. No.: 12,635**

[22] **Filed: Feb. 9, 1987**

[30] **Foreign Application Priority Data**

Aug. 9, 1986 [JP] Japan 61-31240

[52] **U.S. Cl. D2/320**

[58] **Field of Search D2/264, 265, 274, 311,
D2/317-321; 36/25 R, 28, 29, 32 R, 43, 59 R,
59 C**

[56] **References Cited**

U.S. PATENT DOCUMENTS

D. 113,890 3/1939 Cowen D2/320

D. 281,460 11/1985 Parker D2/320

D. 288,027 2/1987 Tonkel D2/320

D. 292,541 11/1987 Kelley D2/320

D. 293,620 1/1988 Liggett et al. D2/320

D. 295,460 5/1988 Hase et al. D2/320

Primary Examiner—Louis S. Zarfes

Attorney, Agent, or Firm—Oblon, Spivak, McClelland,
Maier & Neustadt

[57] **CLAIM**

The ornamental design for a shoe sole, as shown.

DESCRIPTION

FIG. 1 is a front elevational view of a shoe sole showing my new design;

FIG. 2 is a rear elevational view of the shoe sole;

FIG. 3 is a left side elevational view of the shoe sole;

FIG. 4 is a right side elevational view of the shoe sole;

FIG. 5 is a top plan view of the shoe sole; and

FIG. 6 is a bottom plan view of the shoe sole.

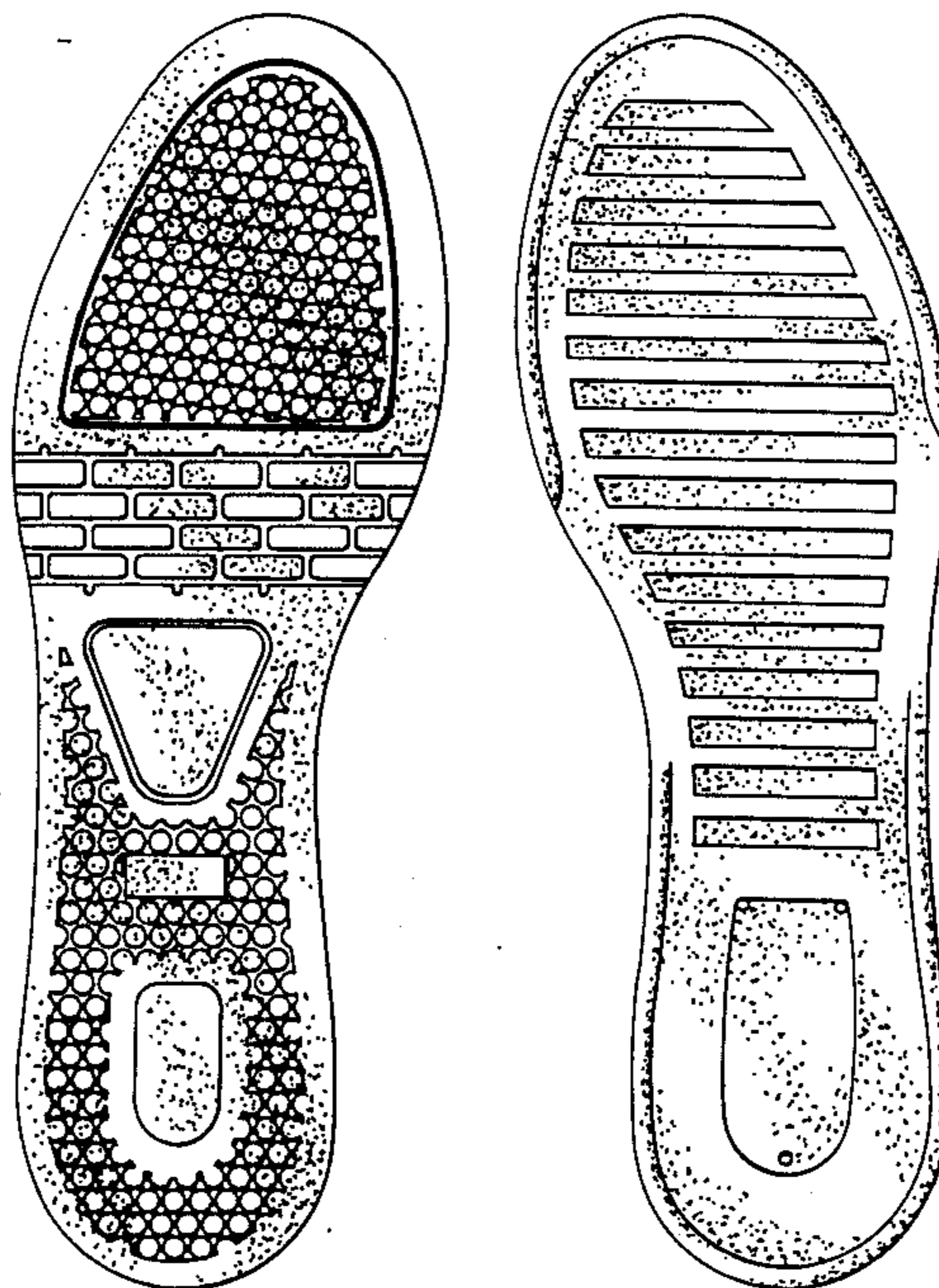


Fig.1

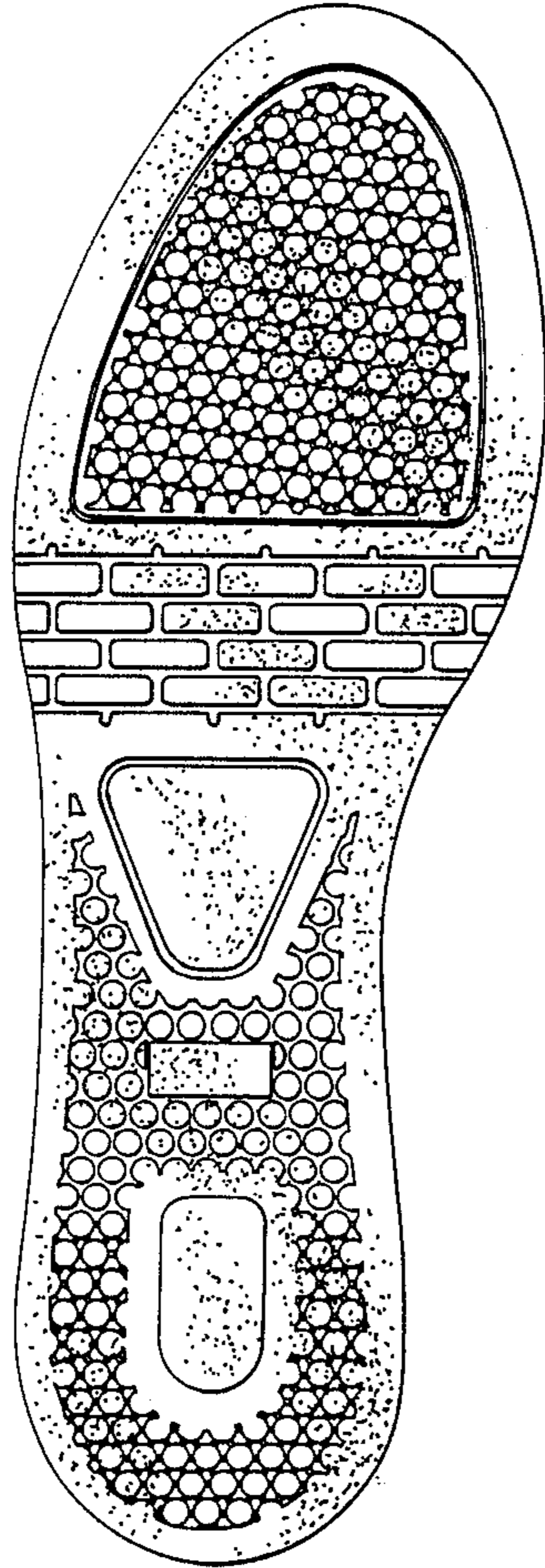


Fig.2

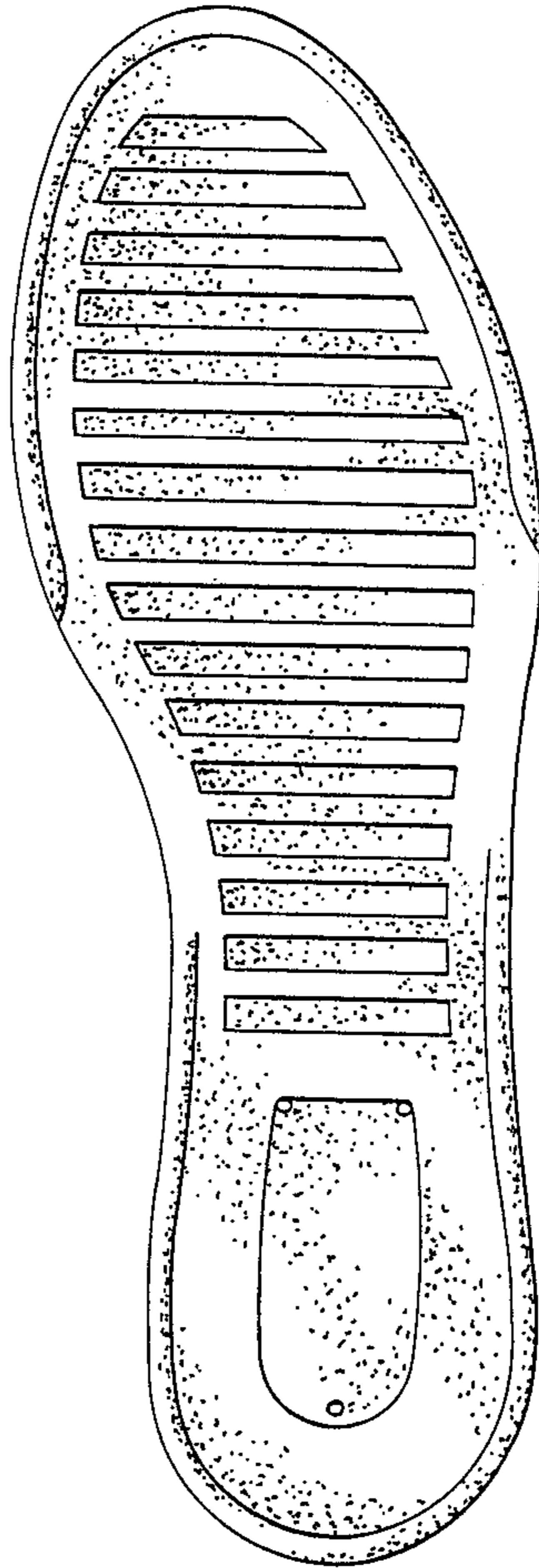


Fig. 3




Fig. 4

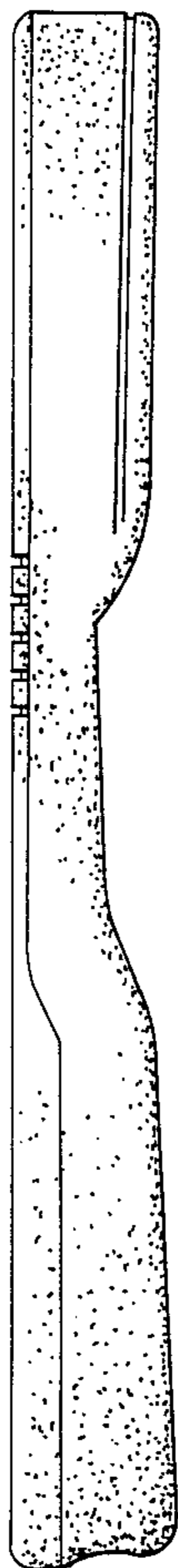


Fig. 5



Fig. 6

