

[54] **ELASTIC SLING MISSILE LAUNCHER TOY**

[76] **Inventor:** Eric E. Magnuson, 803 E. Union St.,
Rockton, Ill. 61072

[**] **Term:** 14 Years

[21] **Appl. No.:** 36,691

[22] **Filed:** Apr. 6, 1987

[52] **U.S. Cl.** D21/2; D21/210;
D22/106

[58] **Field of Search** D22/106; D21/2, 145,
D21/210; 124/17, 18, 20 R, 21, 20 A, 20 B

[56] **References Cited**

U.S. PATENT DOCUMENTS

D. 298,347 11/1988 Peretz D22/106
2,367,249 1/1945 Balker 124/17
4,240,396 12/1980 Randoll 124/17

Primary Examiner—A. Hugo Word

Assistant Examiner—Doris Clark
Attorney, Agent, or Firm—Charles A. McClure

[57] **CLAIM**

The ornamental design for an elastic sling missile launcher toy, as shown and described.

DESCRIPTION

FIG. 1 is a perspective view of an elastic sling missile launcher toy showing my new design—shown partially stretched by a person whose hands and one leg and foot are fragmentarily shown in broken lines and with a spherical object partially so indicated.

FIG. 2 is a side elevational view thereof, unstretched.

FIG. 3 is a front elevational view thereof, unstretched.

FIG. 4 is a top plan view thereof.

FIG. 5 is a bottom plan view thereof.

The human figure fragmentarily shown in broken lines and the spherical missile object similarly indicated are included for illustrative purposes only and form no part of the claimed design.

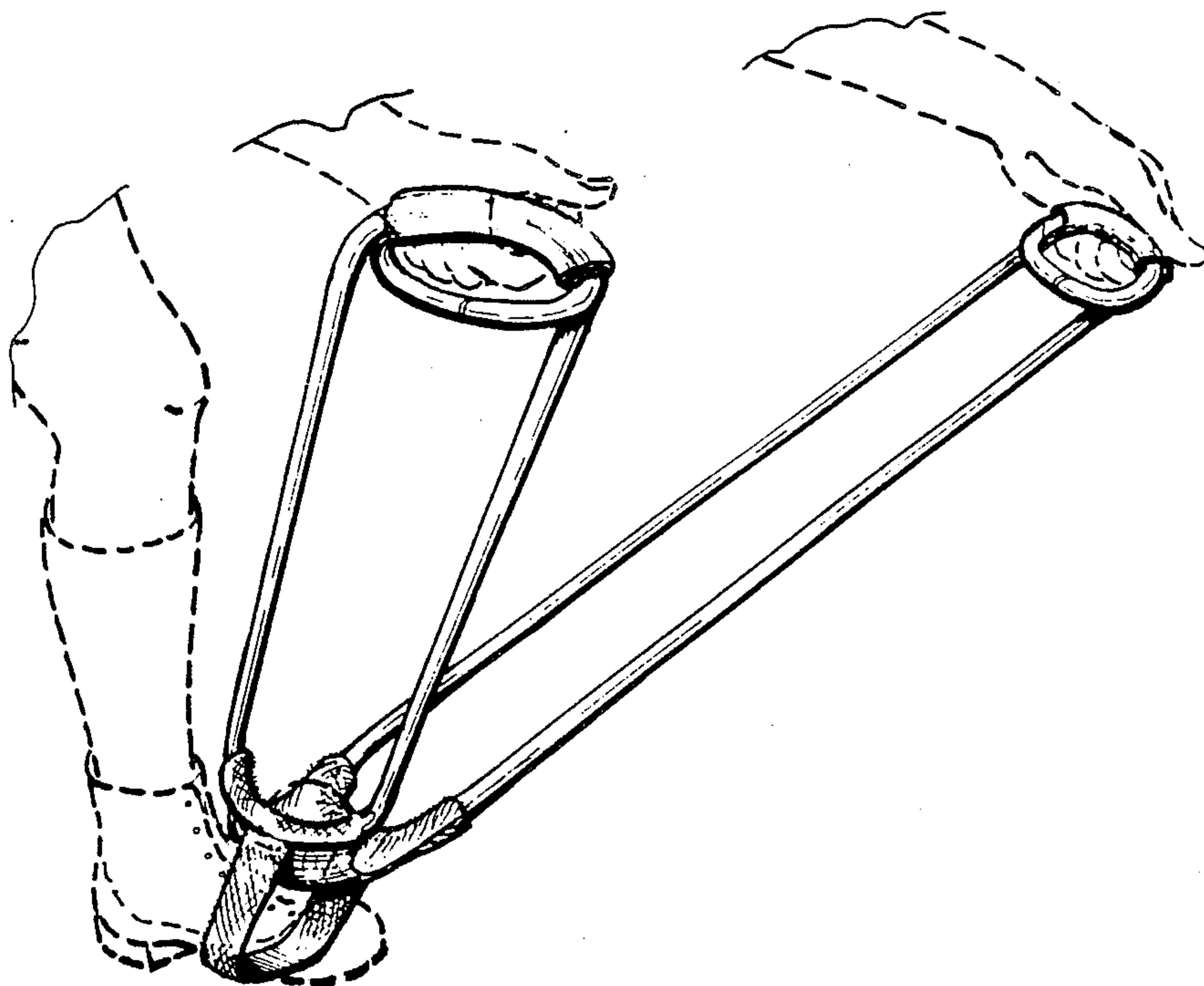


FIG.-1

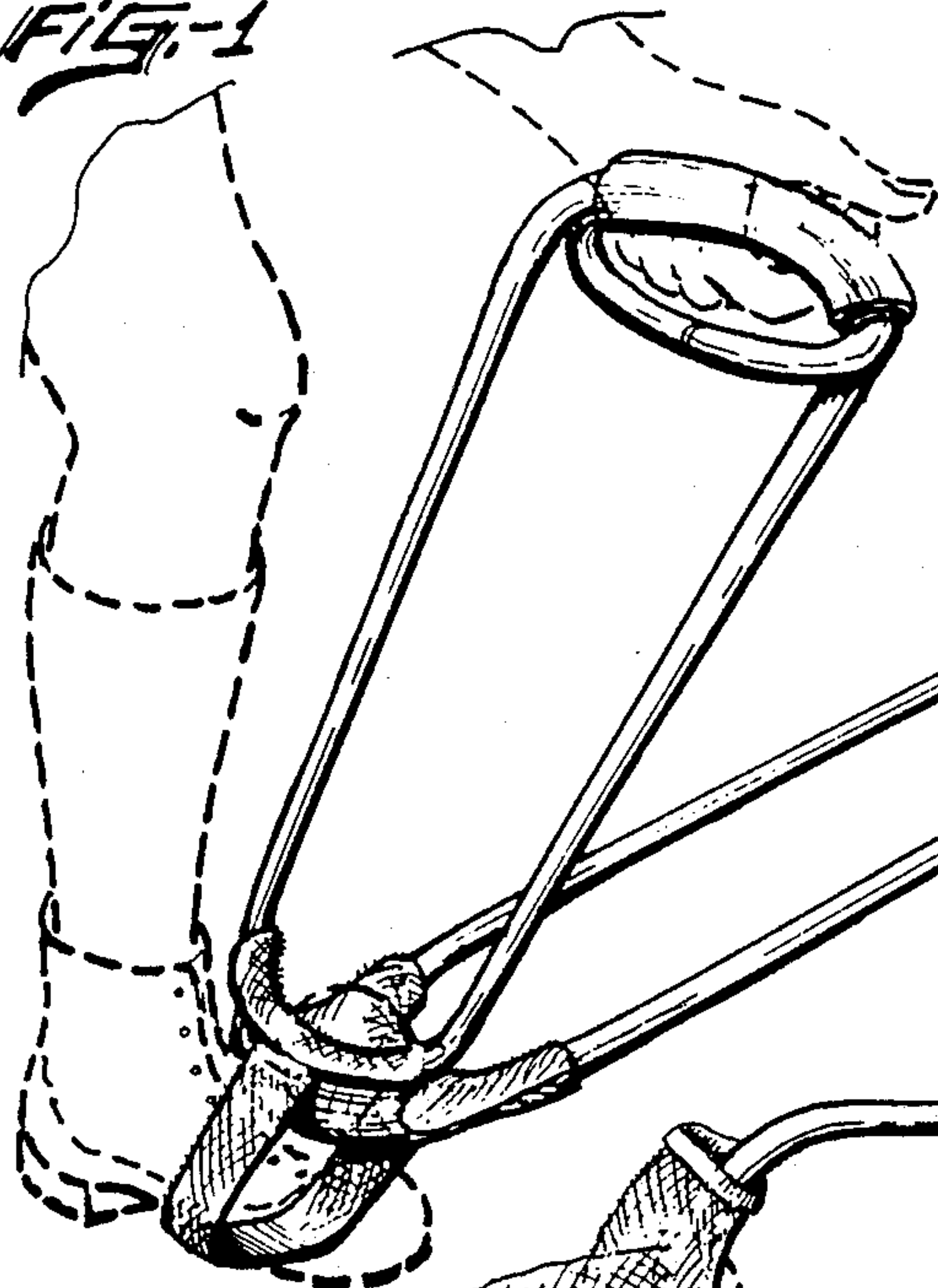


FIG.-2




FIG.-3




FIG.-4

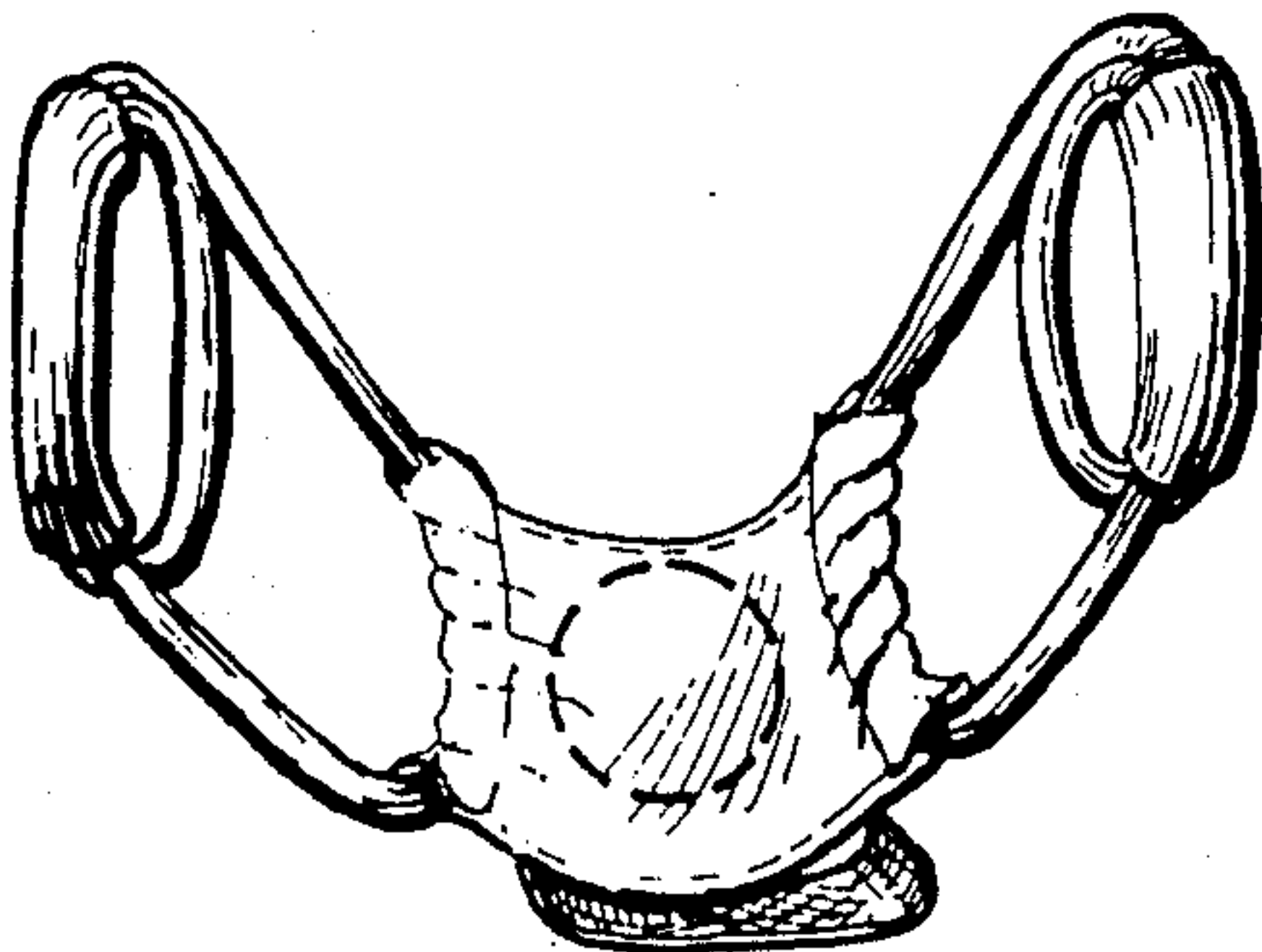


FIG.-5

