

# United States Patent [19]

Dolan, Sr.

[11] Patent Number: Des. 305,341

[45] Date of Patent: \*\* Jan. 2, 1990

[54] BALL POINT PEN

[76] Inventor: Robert W. Dolan, Sr., 1400 Lorain Rd., San Marino, Calif. 91108

[\*\*] Term: 14 Years

[21] Appl. No.: 757,531

[22] Filed: Jul. 23, 1985

D. 292,297	10/1987	Bingham	.....	D19/41
3,168,072	2/1965	Nitta	.....	401/6
3,947,977	4/1976	Bishop	.....	401/6
3,994,605	11/1976	McKnight	.....	D19/41
4,037,975	7/1977	Huffman	.....	401/6
4,095,906	6/1978	Sackett	.....	D19/41
4,227,823	10/1980	Kitlerow	.....	D19/41

Primary Examiner—Charles A. Rademaker  
Attorney, Agent, or Firm—B. F. Spencer

### Related U.S. Application Data

[63] Continuation-in-part of Ser. No. 425,006, Sep. 28, 1982, abandoned.

[52] U.S. Cl. .... D19/41

[58] Field of Search ..... D19/35-41,  
D19/48-51, 54, 55; 401/29, 6-8, 48, 99, 61;  
15/437-443

### References Cited

#### U.S. PATENT DOCUMENTS

D. 43,242	11/1912	Bernstein	.....	D19/42
D. 173,926	1/1955	Zabilansky	.....	D19/50
D. 248,028	5/1978	Huffman	.....	D19/42

### [57] CLAIM

The ornamental design for a ball point pen, as shown and described.

### DESCRIPTION

FIG. 1 is a top plan view of a ball point pen showing my new design;

FIG. 2 is a side elevational view thereof;

FIG. 3 is a bottom plan view thereof;

FIG. 4 is a side elevational view of the side opposite that shown in FIG. 2;

FIG. 5 is a front elevational view thereof; and,

FIG. 6 is a rear elevational view thereof.

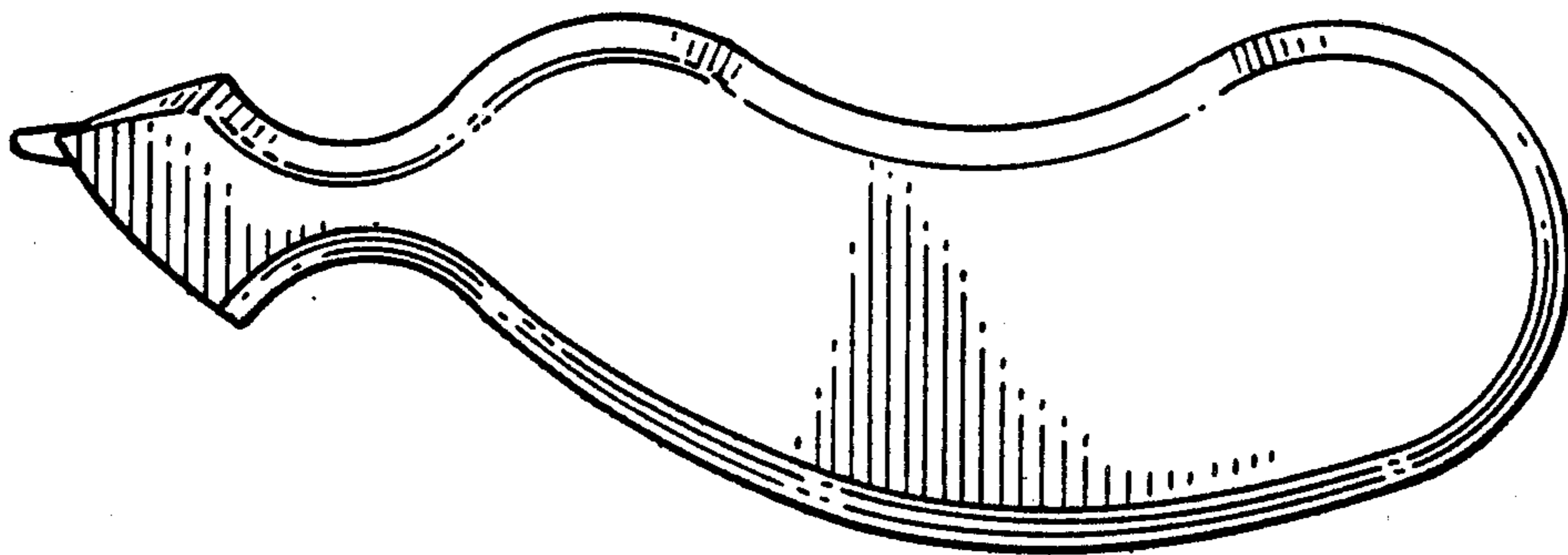


FIG. 1.

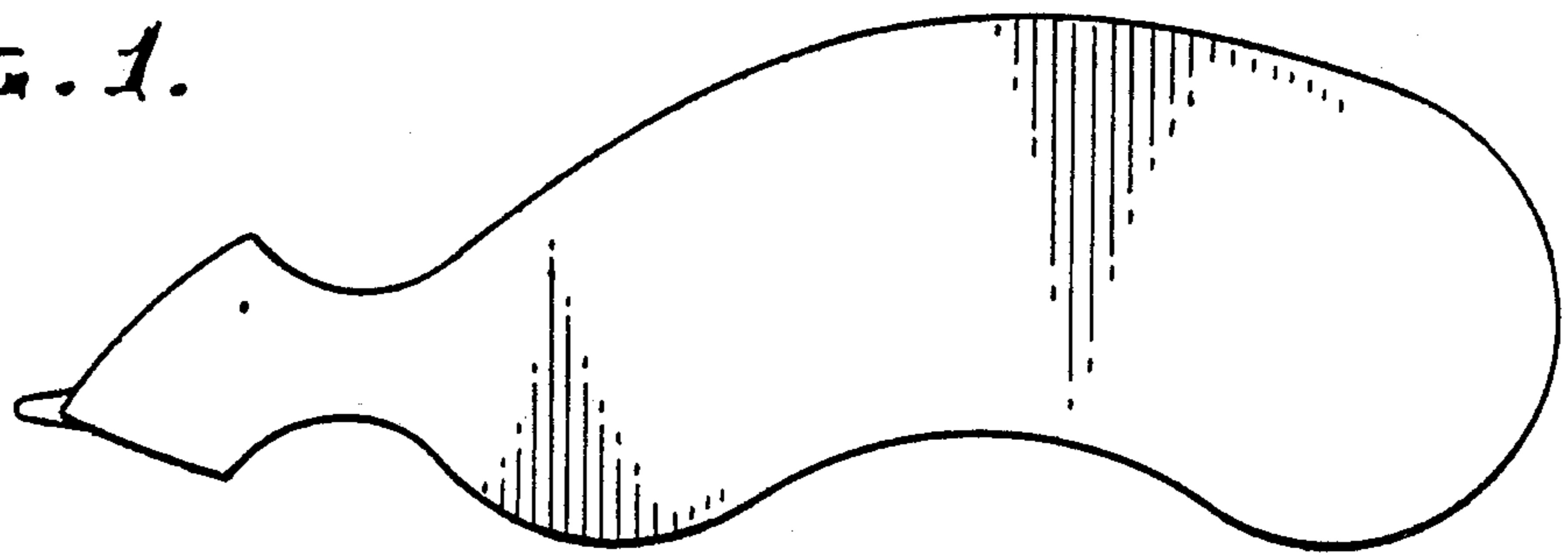


FIG. 2.



FIG. 3




FIG. 4.



FIG. 5.



FIG. 6.

