

[54] **RANGEFINDER**

[76] **Inventor: Ronald J. Sanders, P.O. Box 658, Floodwood, Minn. 55736**

[\*\*] **Term: 14 Years**

[21] **Appl. No.: 15,609**

[22] **Filed: Feb. 17, 1987**

[52] **U.S. Cl. .... D10/70**

[58] **Field of Search ..... D10/46, 70; 33/262, 33/265, 276, 277; 273/32 B, 32 R, 32 H, 35 A, 163 A, 163 R, 187 A; D16/220**

[56] **References Cited**

**U.S. PATENT DOCUMENTS**

- 349,303 9/1886 Creasey .
- 745,257 11/1903 Steadman .
- 1,277,191 8/1918 Butler .
- 1,455,347 5/1923 Merritt .
- 2,090,658 8/1937 Zak .
- 2,164,463 7/1939 Mather .
- 2,519,727 8/1950 Yezdan .

- 3,409,987 11/1968 New .
- 3,696,517 10/1972 Larson .
- 4,305,208 12/1981 Larson .
- 4,415,159 11/1983 Matheny et al. .
- 4,497,117 2/1985 Wrobley et al. .

**FOREIGN PATENT DOCUMENTS**

0006247 6/1869 Italy ..... 33/277

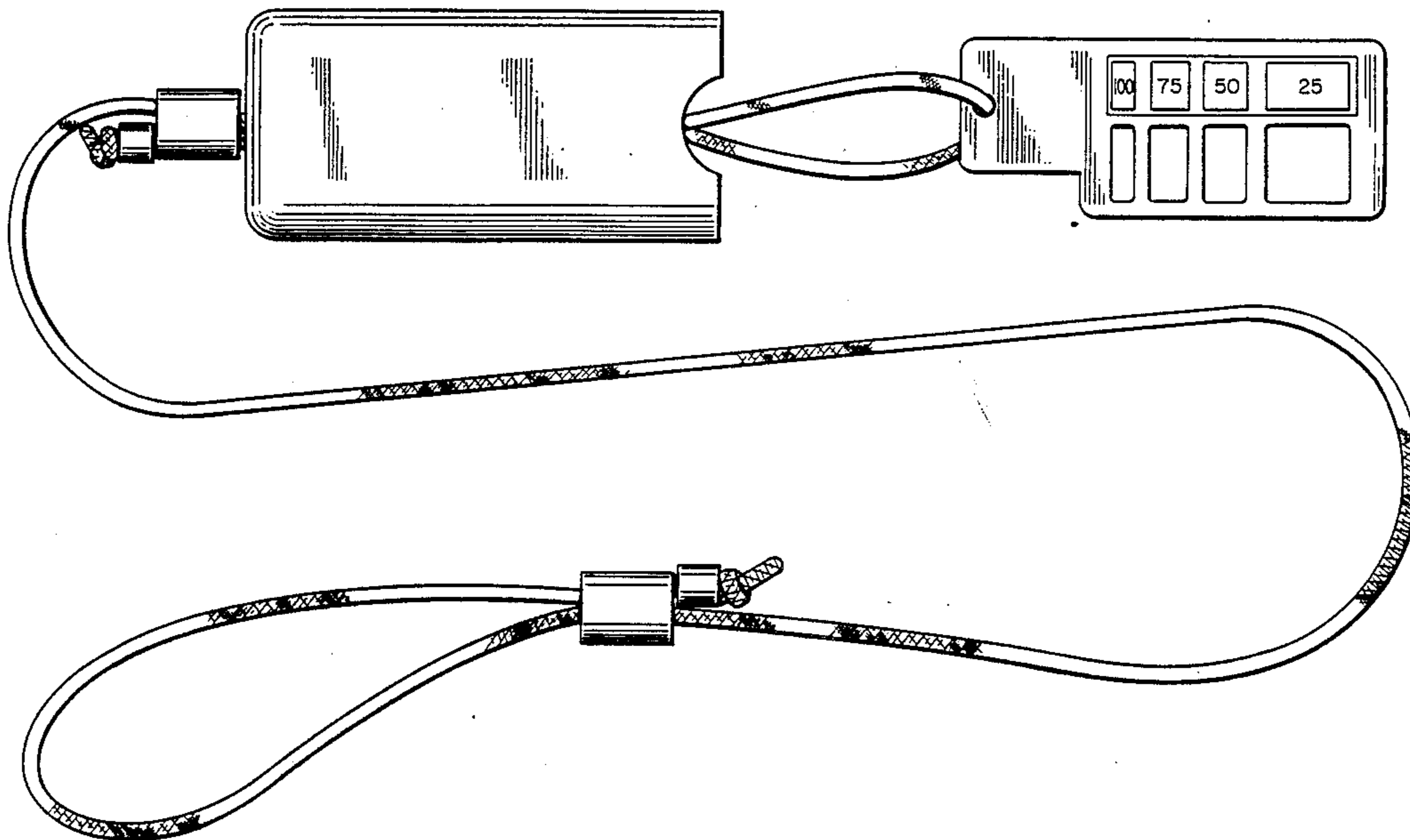
*Primary Examiner*—Nelson C. Holtje  
*Assistant Examiner*—Caron D. Veynar  
*Attorney, Agent, or Firm*—Peterson, Wicks, Nemer & Kamrath

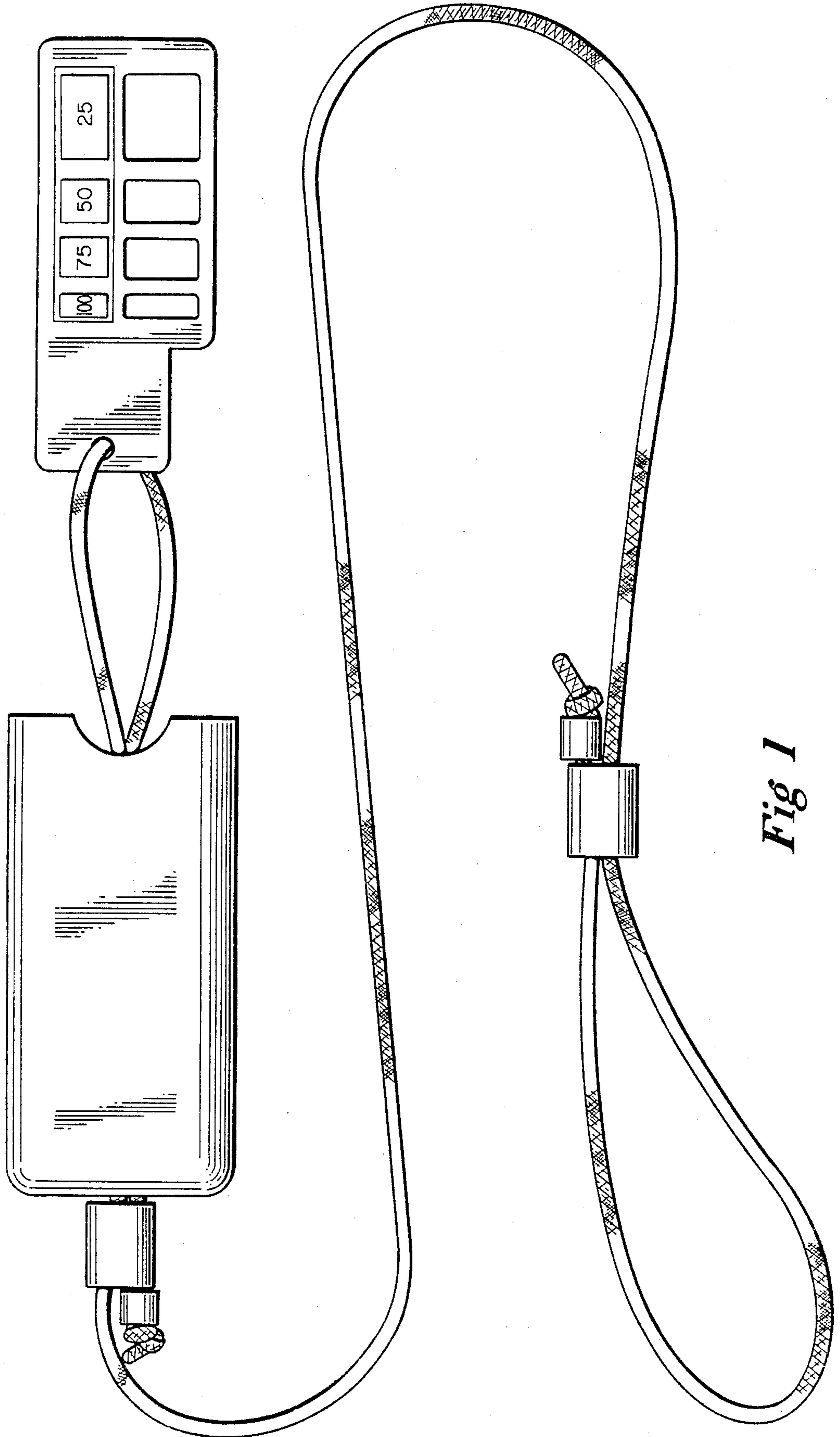
[57] **CLAIM**

The ornamental design for a rangefinder, as shown and described.

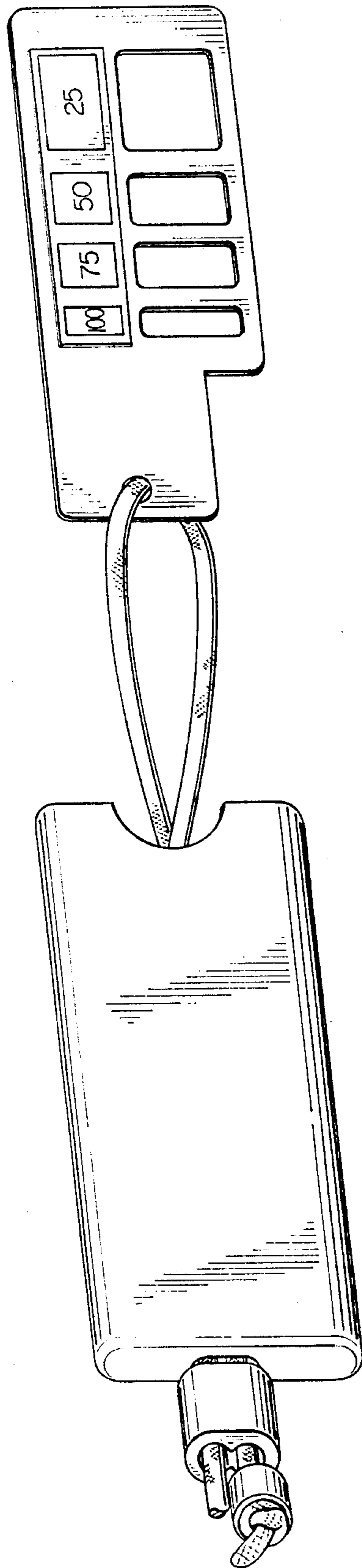
**DESCRIPTION**

FIG. 1 is a front elevational view of a rangefinder embodying my new design, the rear elevational view being a mirror image thereof; and FIG. 2 is a left quarter perspective view thereof, broken away for convenience of illustration.





*Fig 1*



*Fig. 2*