

United States Patent [19]

Yoshikawa

[11] Patent Number: **Des. 305,271**

[45] Date of Patent: **** Dec. 26, 1989**

[54] **BASKET**

[75] Inventor: **Toshimichi Yoshikawa, Nara, Japan**

[73] Assignee: **Kabushiki Kaisha Yoshikawa Kuni Kogyosho, Nara, Japan**

[*] Notice: The portion of the term of this patent subsequent to Dec. 19, 2003 has been disclaimed.

[**] Term: **14 Years**

[21] Appl. No.: **883,838**

[22] Filed: **Jul. 9, 1986**

[30] **Foreign Application Priority Data**

Jan. 13, 1986 [JP] Japan 61-797

[52] U.S. Cl. **D34/40**

[58] Field of Search **D34/40-46; D11/143, 152, 155; D32/36, 37, 53, 55; 147/48; 150/48-51; 206/44 K, 44 R, 503, 510-515, 506, 514; 220/19, 83, 94 R, 94 A, 95, DIG. 12, DIG. 14; 229/914, 915**

[56] **References Cited**

U.S. PATENT DOCUMENTS

D. 181,500 11/1957 Snyder D32/37

D. 184,796 4/1959 Bliss D32/37
D. 233,207 10/1974 Molzen D32/37
742,955 11/1903 Augur 220/19
2,060,468 11/1936 Mitchell 220/83
3,781,183 12/1973 Doll 229/1.5 B

OTHER PUBLICATIONS

Sears Roebuck Co., 1960 Cat. No. 220, p. 977, Item No. 8.

Primary Examiner—Bernard Ansher
Assistant Examiner—Prabhakar Deshmukh
Attorney, Agent, or Firm—Stevens, Davis, Miller & Mosher

[57] **CLAIM**

The ornamental design for a basket, as shown and described.

DESCRIPTION

FIG. 1 is a front elevation of a basket showing my new design;
FIG. 2 is a rear elevation thereof;
FIG. 3 is a left side elevation thereof, the right side elevation being the mirror image of the left side elevation;
FIG. 4 is a top plan view thereof; and
FIG. 5 is a bottom plan view thereof.




FIG. 1




FIG. 2




FIG. 3

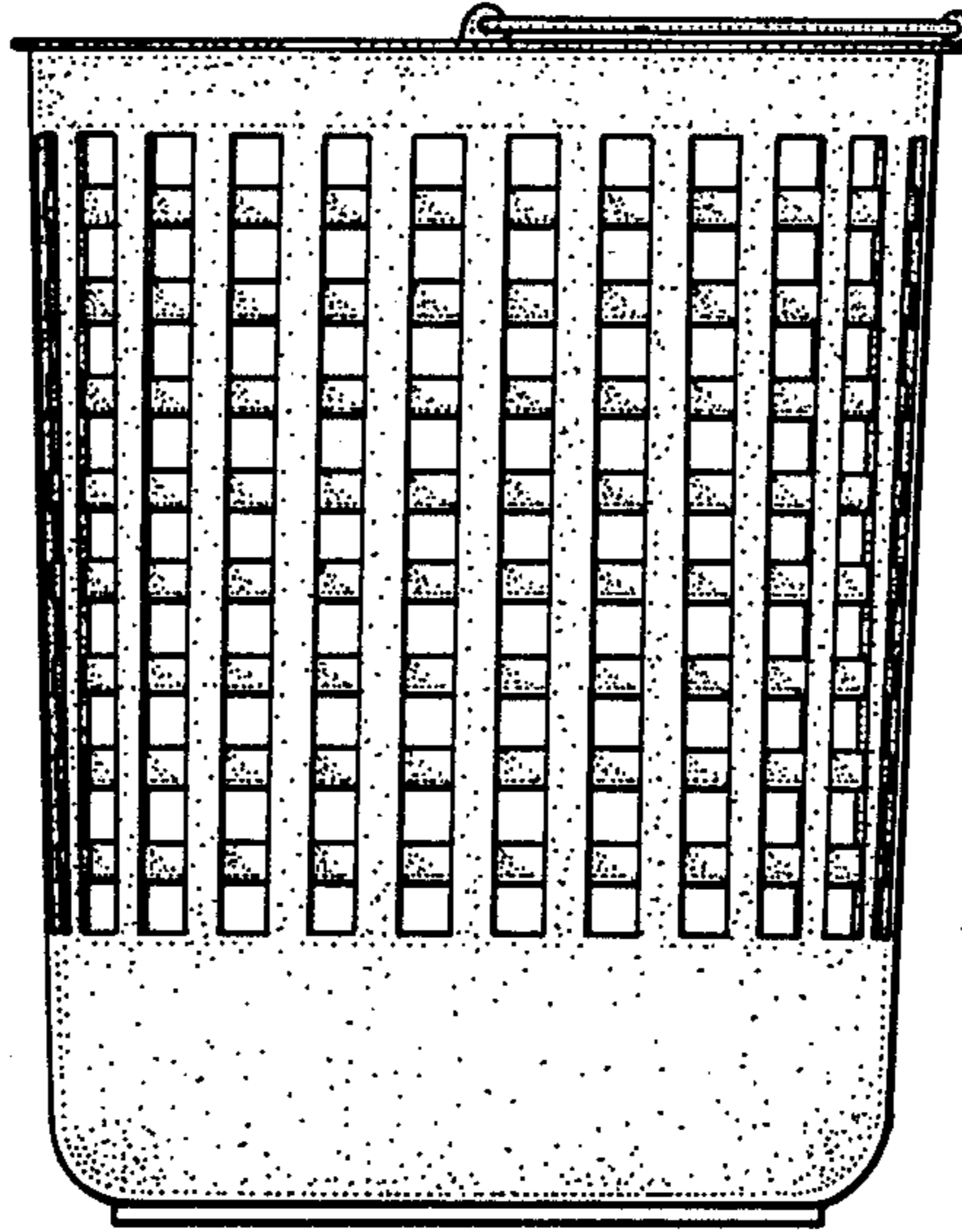


FIG. 4




FIG. 5

