

United States Patent [19]

Bellini

[11] Patent Number: Des. 305,243

[45] Date of Patent: ** Dec. 26, 1989

[54] PRINTING RIBBON CARTRIDGE

[75] Inventor: Mario Bellini, Milan, Italy

[73] Assignee: Ing. C. Olivetti & C., S.p.A., Ivrea, Italy

[*] Notice: The portion of the term of this patent subsequent to Dec. 26, 2003 has been disclaimed.

[**] Term: 14 Years

[21] Appl. No.: 231,463

[22] Filed: Aug. 12, 1988

[30] Foreign Application Priority Data

Feb. 22, 1988 [IT] Italy 52906/88[U]

[52] U.S. Cl. D18/12

[58] Field of Search D18/12, 22, 23, 99; 400/196.1, 208

[56] References Cited

U.S. PATENT DOCUMENTS

- D. 234,633 3/1975 Bellini D18/12
- D. 246,332 11/1977 Bellini D18/12
- D. 272,544 2/1984 Daughters D18/12

- D. 277,193 1/1985 Asani D18/12
- D. 281,255 11/1985 Nibley et al. D18/12
- D. 281,257 11/1985 Bellini D18/22
- D. 286,057 10/1986 Tamada et al. D18/12
- D. 289,529 4/1987 Cappotto et al. D18/22
- D. 290,715 7/1987 Omino et al. D18/12
- 4,175,719 11/1979 Speckman D18/12 X
- 4,511,271 4/1985 Oberto 400/208

Primary Examiner—James R. Largen
Attorney, Agent, or Firm—Banner, Birch, McKie & Beckett

[57] CLAIM

The ornamental design for a printing ribbon cartridge, as shown and described.

DESCRIPTION

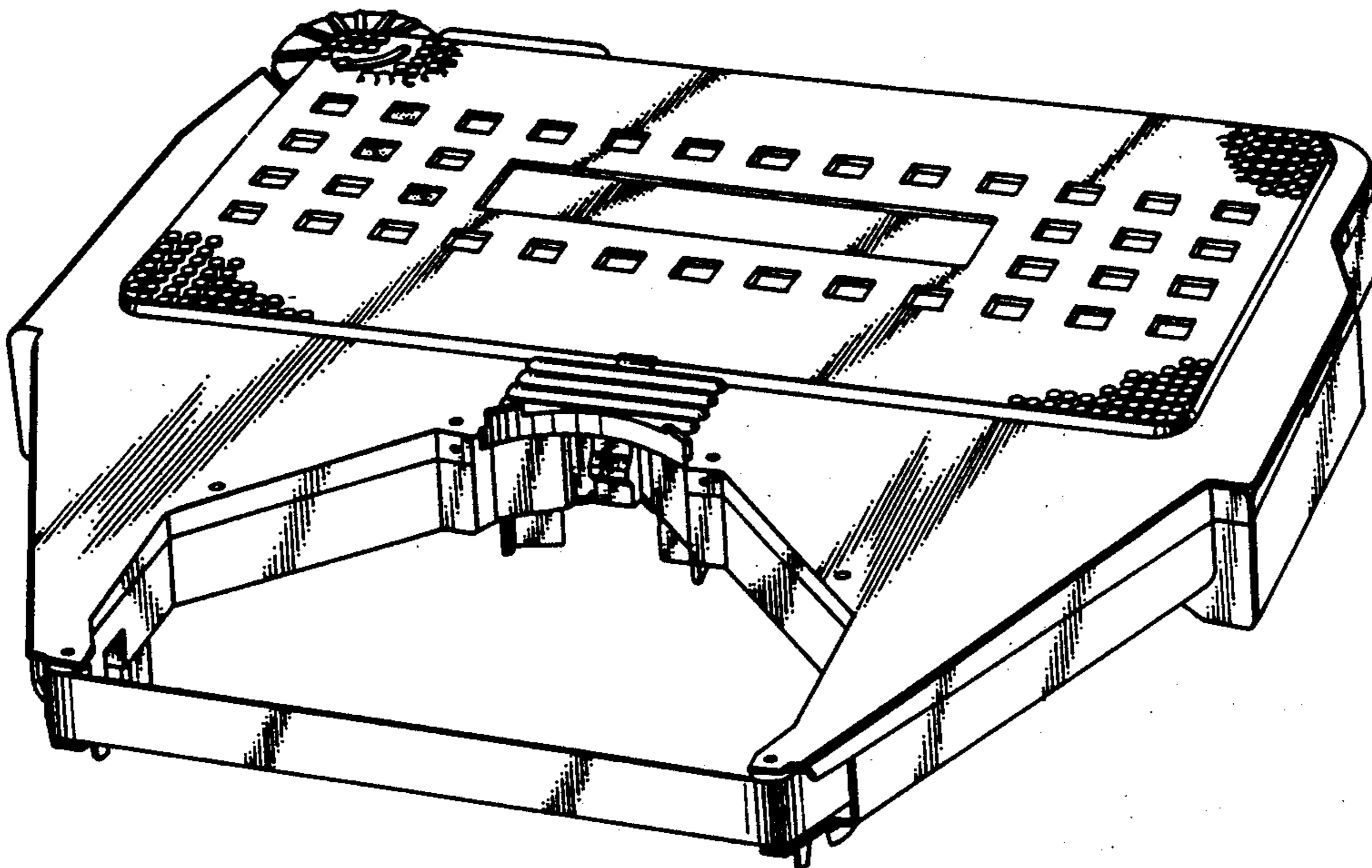
FIG. 1 is a perspective view taken from the top, front and right side of a printing ribbon cartridge showing my new design;

FIG. 2 is a perspective view taken from the top, rear and left side thereof;

FIG. 3 is a left side elevational view thereof;

FIG. 4 is a bottom plan view thereof.

It is to be understood that the surface ornamentation is continuous throughout the area indicated in FIGS. 1, 2 and 3.



9/4

FIG. 1.

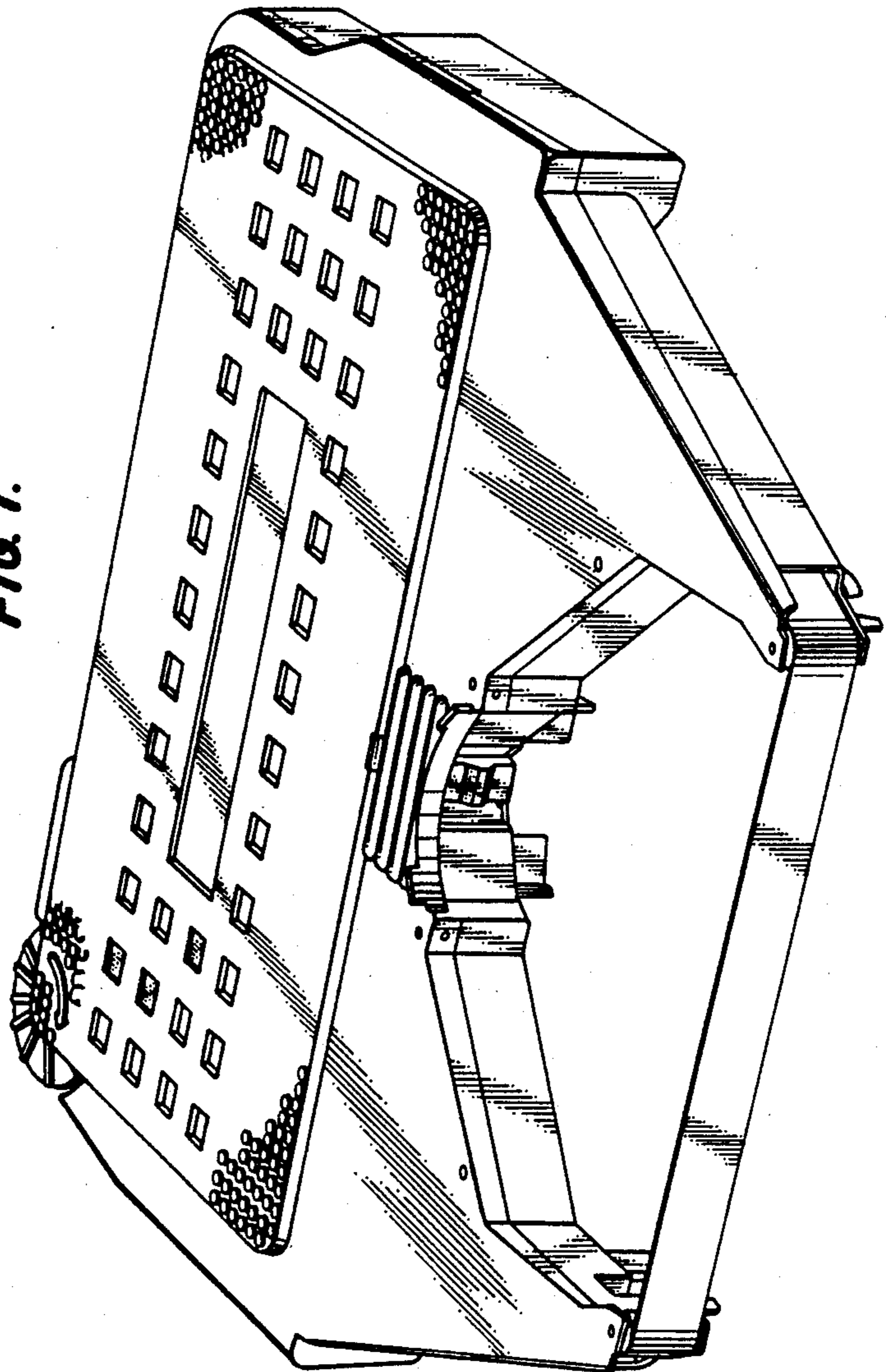


FIG. 2.




FIG. 3.

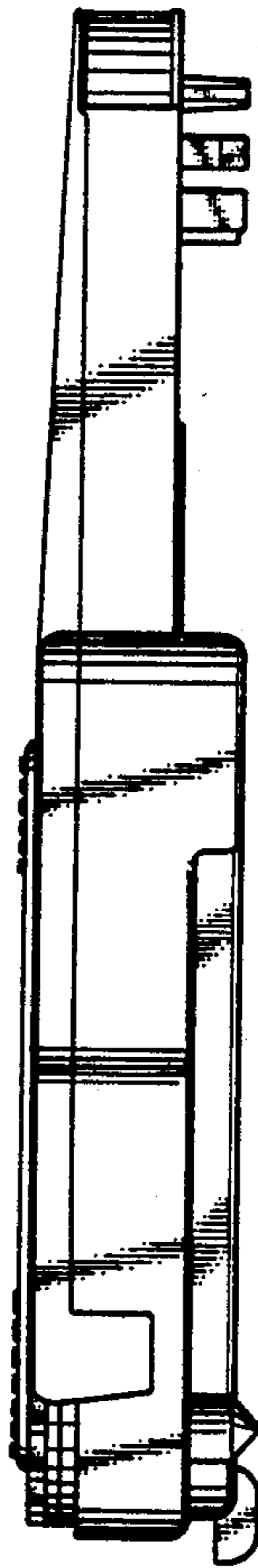


FIG. 4.

