

[54] COMPUTER FAN

[75] Inventor: Dean L. Milani, Highland Park, Ill.

[73] Assignee: Medical Research Laboratories, Niles, Ill.

[\*\*] Term: 14 Years

[21] Appl. No.: 892,501

[22] Filed: Aug. 1, 1986

[52] U.S. Cl. .... D14/114

[58] Field of Search ..... D14/100-117; D23/370, 371, 381, 382, 328; 361/383, 384; 416/63; 165/47, 104.33; 174/16.1; 98/1

[56] References Cited

U.S. PATENT DOCUMENTS

D. 268,283	3/1983	Hicks	.....	D14/114	X
D. 285,794	9/1986	Cladek	.....	D14/114	
D. 296,587	7/1988	Dodson	.....	D23/370	
4,158,875	6/1979	Tajima et al.	.....	174/16.1	X
4,383,286	5/1983	Hicks	.....	361/384	
4,643,245	2/1987	Smoot, III et al.	.....	361/384	X
4,739,445	4/1988	Tragen	.....	174/16.1	X

FOREIGN PATENT DOCUMENTS

2347562 4/1975 Fed. Rep. of Germany ..... 174/16.1

OTHER PUBLICATIONS

A+ Magazine Jan. 1985, p. 83 System Saver's Computer Fan.

Primary Examiner—Susan J. Lucas

Assistant Examiner—Freda S. Nunn

Attorney, Agent, or Firm—Raiford A. Blackstone

[57] CLAIM

The ornamental design for a computer fan, as shown and described.

DESCRIPTION

FIG. 1 is a top rear perspective view of a computer fan showing my new design;

FIG. 2 is a top plan view thereof;

FIG. 3 is a bottom plan view thereof;

FIG. 4 is a right side elevational view thereof, the left side being a mirror image;

FIG. 5 is a rear-end elevational view thereof;

FIG. 6 is a front elevational view thereof.

The cords are shown in broken lines in all views for illustrative purposes only.

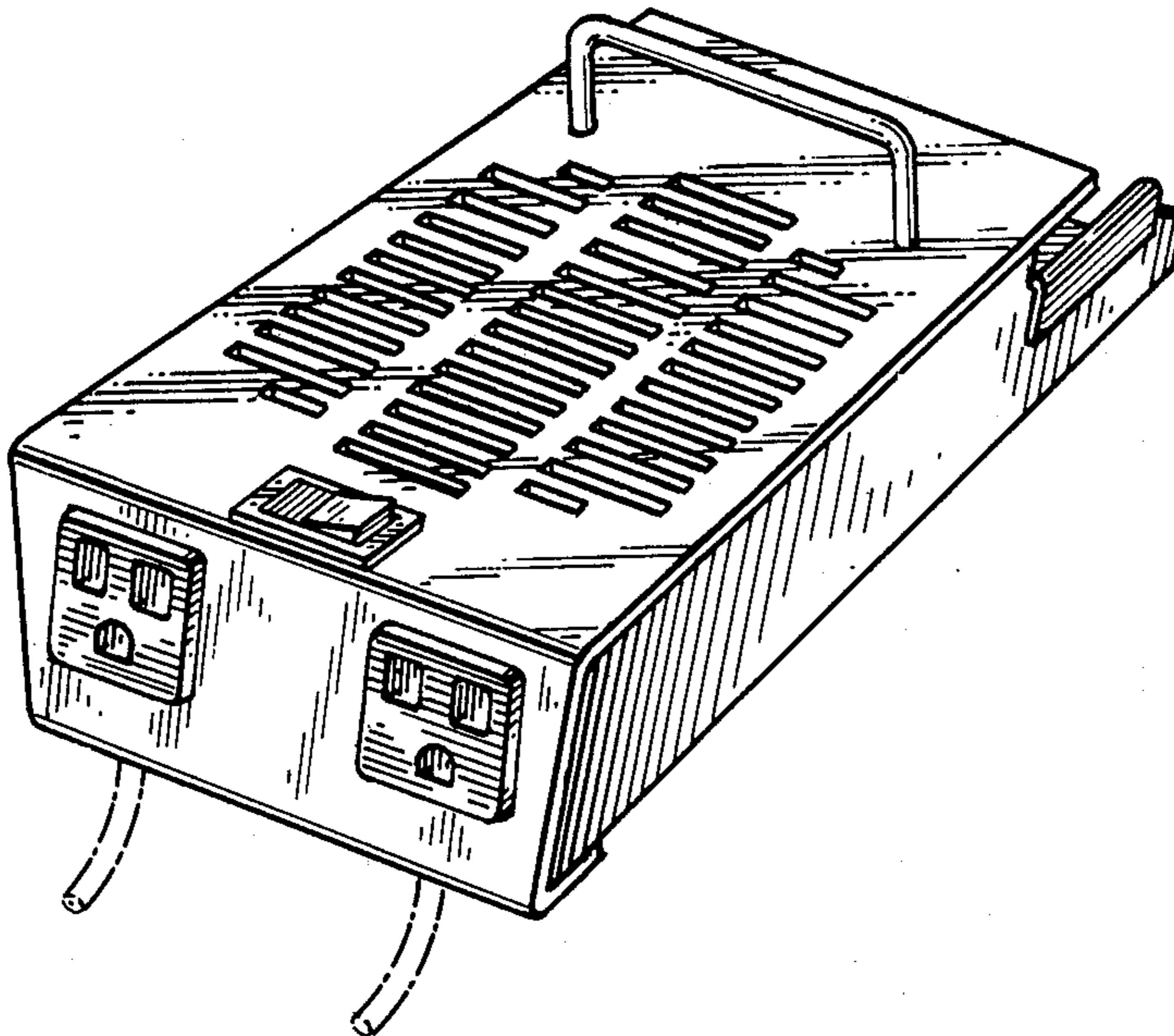


FIG. 1

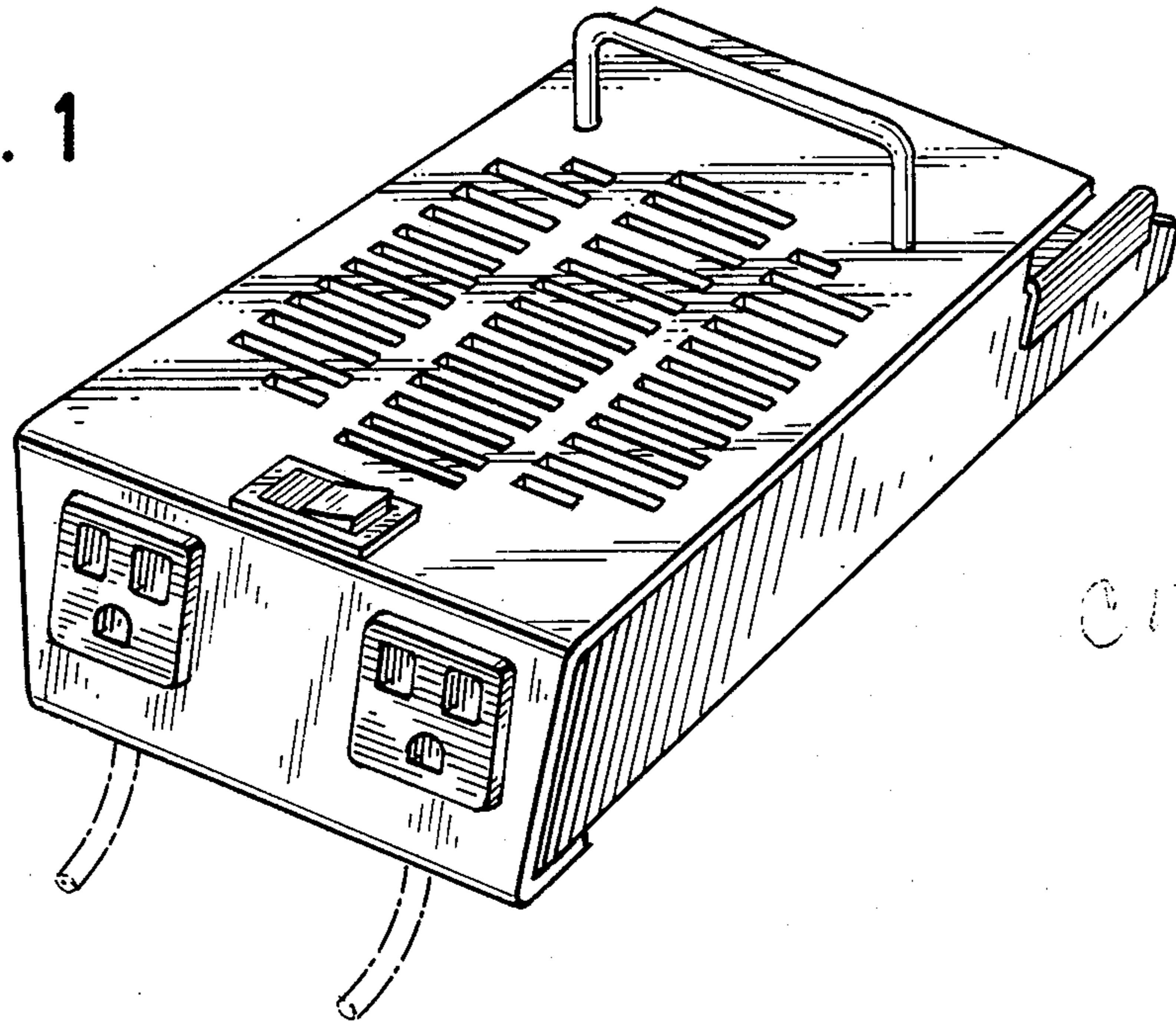


FIG. 2




FIG. 3




FIG. 4

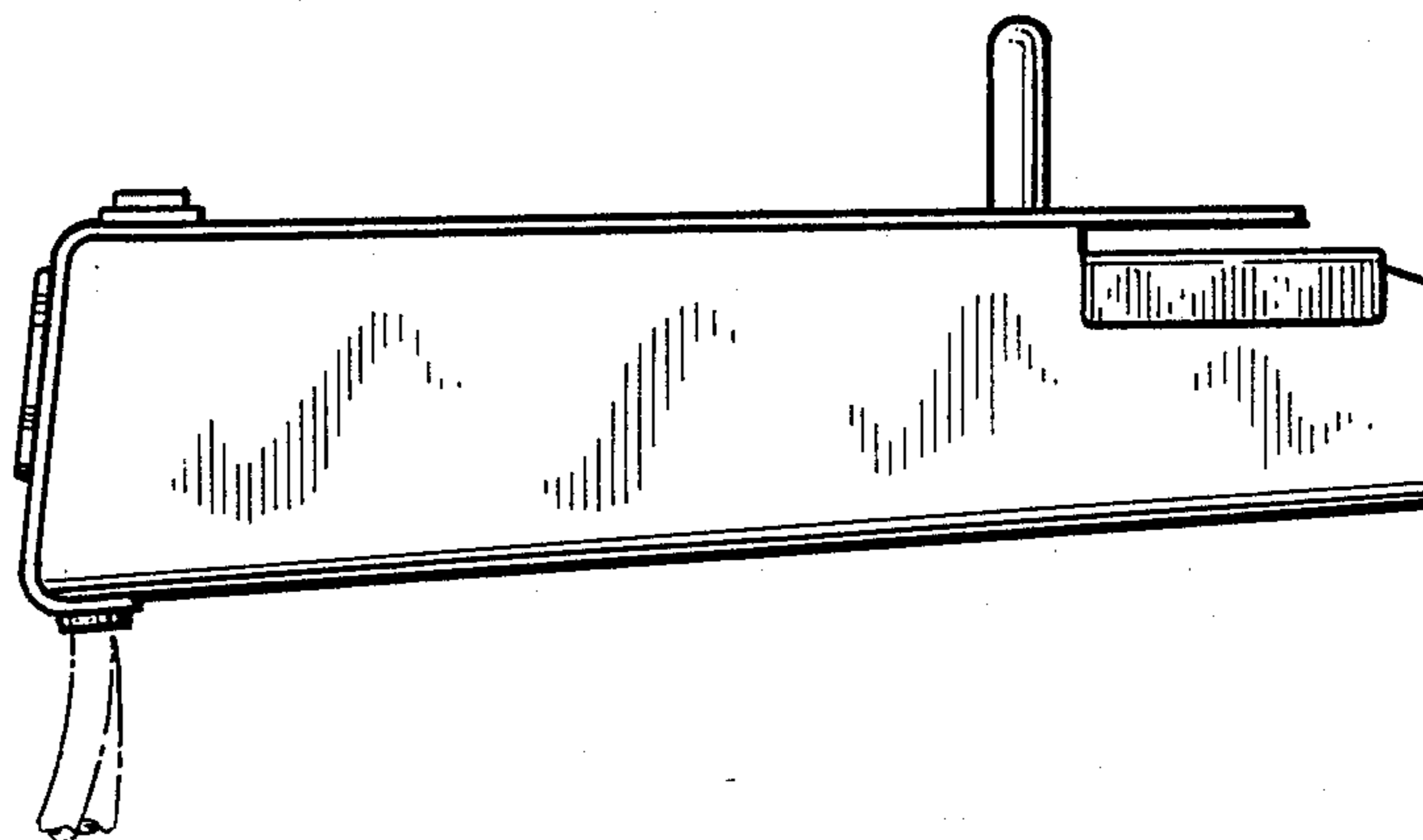


FIG. 5

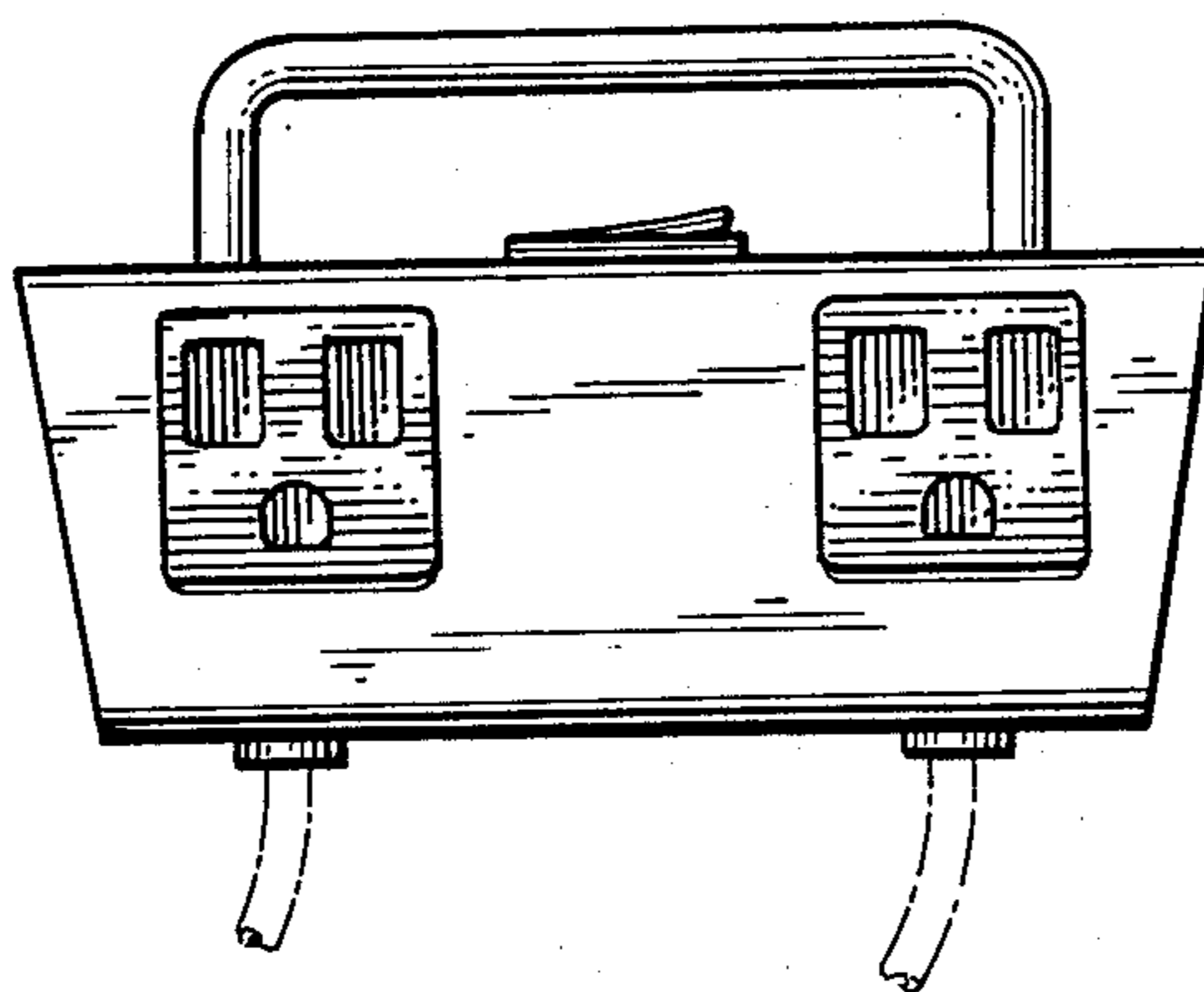


FIG. 6

