

[54] **PARTY PLATE**

[76] **Inventor: Jan A. van Erkel, 3140 NE. 165th St., N.Miami Beach, Fla. 33160**

[\*\*] **Term: 14 Years**

[21] **Appl. No.: 926,778**

[22] **Filed: Nov. 4, 1986**

[52] **U.S. Cl. .... D7/1; D7/19; D7/38**

[58] **Field of Search ..... D7/1, 3, 38, 19, 37, D7/70; D9/341, 347**

[56] **References Cited**

**U.S. PATENT DOCUMENTS**

D. 97,109	10/1935	Worthington et al. ....	D7/1
D. 106,782	11/1937	De Benque .....	D7/70
D. 145,764	10/1946	Zelov .....	D7/38
D. 251,102	2/1979	Box .....	D7/38
D. 258,036	1/1981	Sabin .....	D7/19 X

**FOREIGN PATENT DOCUMENTS**

2078095 1/1982 United Kingdom ..... D7/38 X

*Primary Examiner—Winifred E. Herrmann*  
*Attorney, Agent, or Firm—Malin, Haley & McHale*

[57] **CLAIM**

The ornamental design for a party plate, as shown.

**DESCRIPTION**

FIG. 1 is a top plan view of a party plate showing my new design;  
FIG. 2 is a bottom plan view thereof;  
FIG. 3 is a front side elevational view thereof;  
FIG. 4 is a right side elevational view thereof;  
FIG. 5 is a rear side elevational view thereof;  
FIG. 6 is a left side elevational view thereof;  
FIG. 7 is a view in cross section taken along line 7—7 of FIG. 1; and  
FIG. 8 is a view in cross section taken along line 8—8 of FIG. 1.

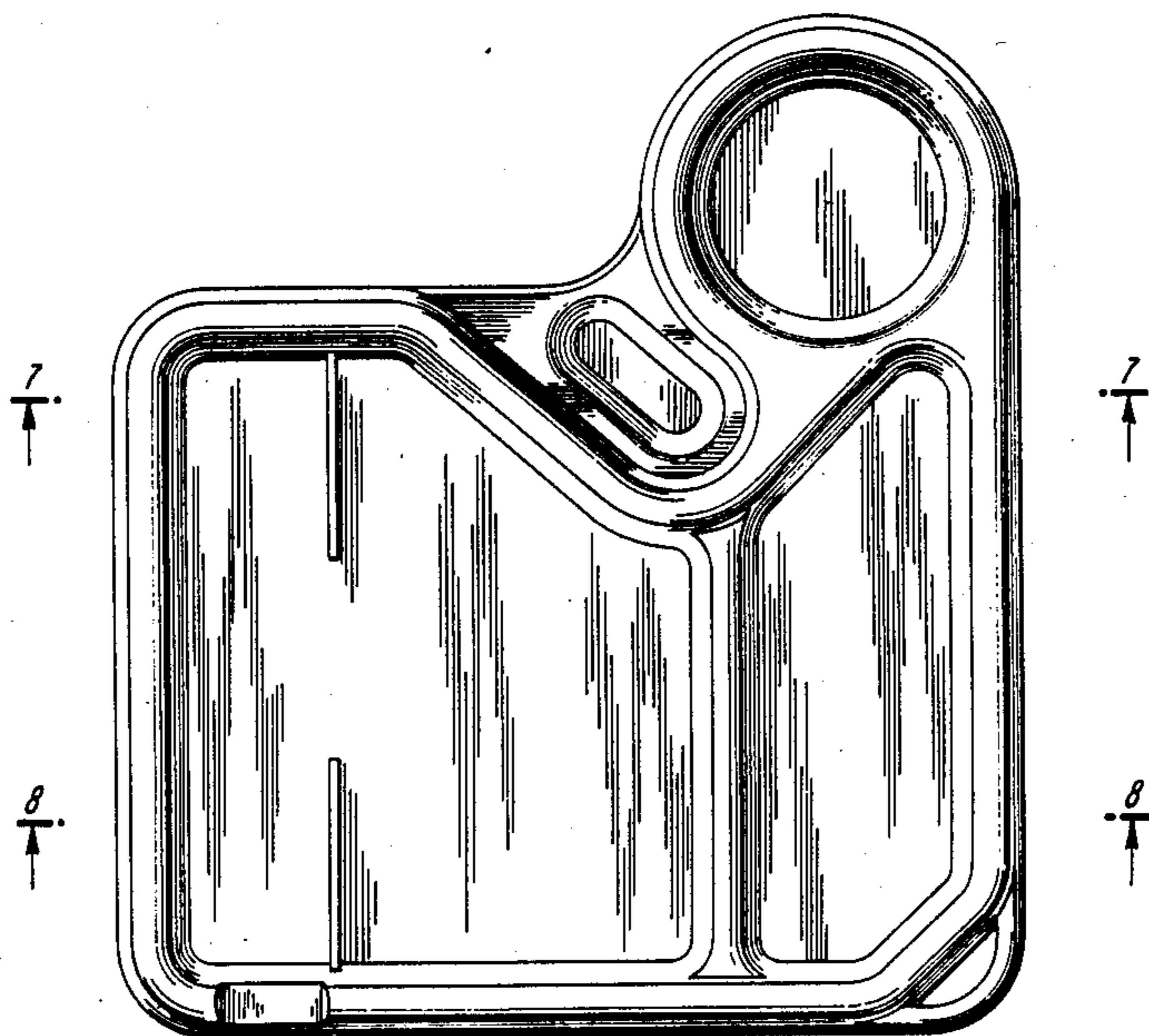
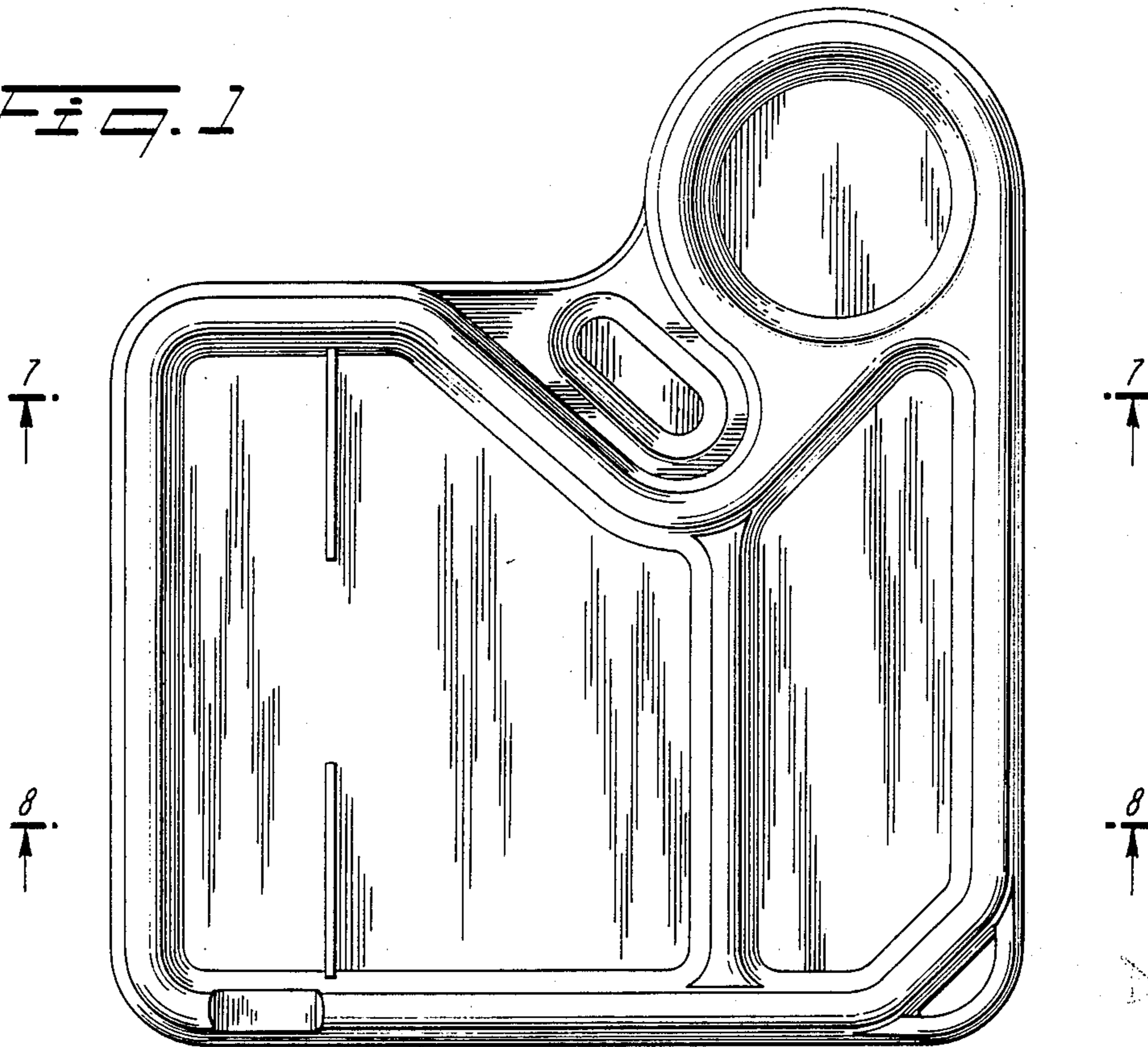


FIG. 1



D13

FIG. 2

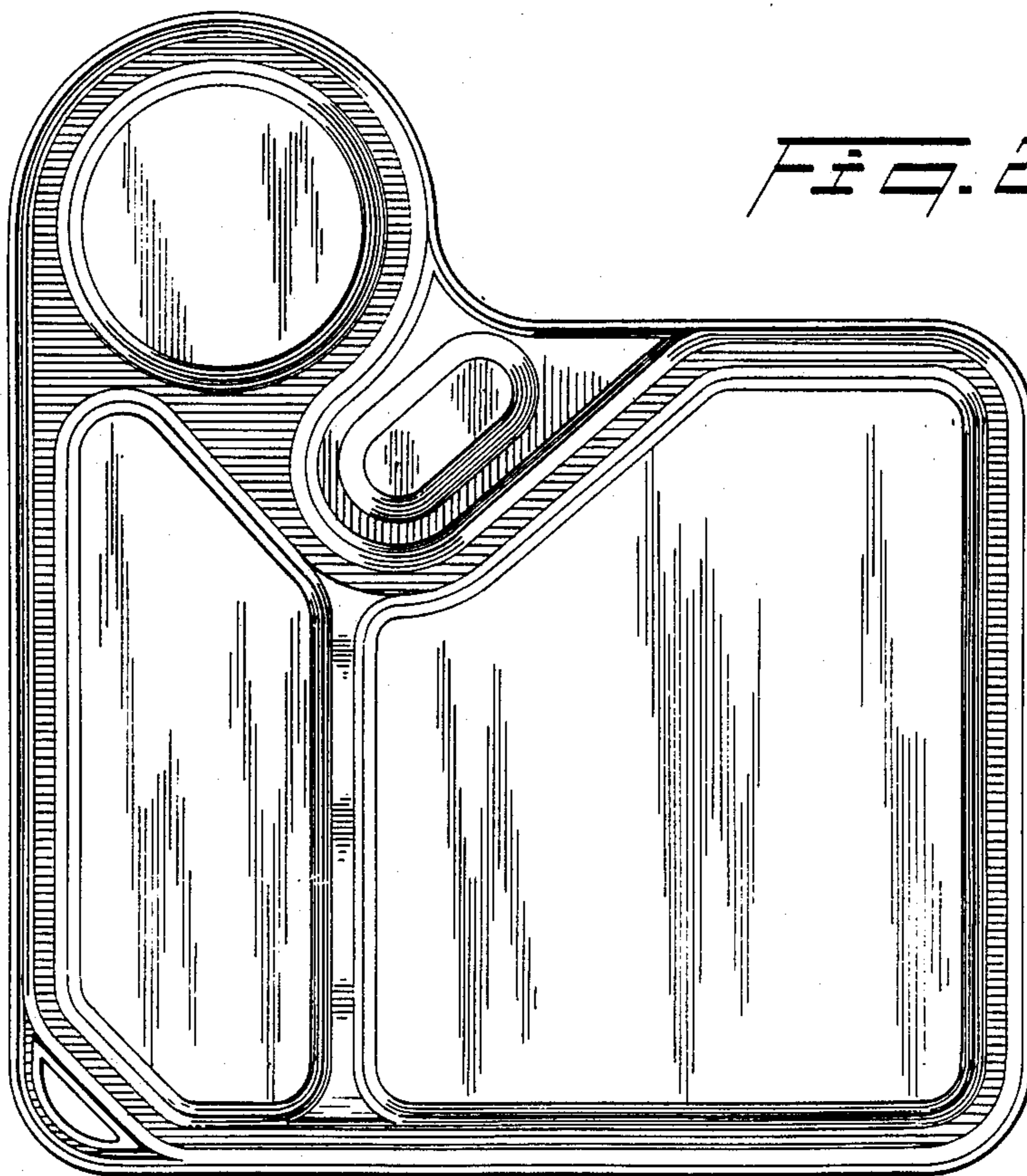


Fig. 3




Fig. 4




Fig. 5




Fig. 6




Fig. 7



Fig. 8

