

United States Patent [19]

Bush et al.

[11] Patent Number: Des. 305,186

[45] Date of Patent: ** Dec. 26, 1989

[54] VIDEO CABINET OR SIMILAR ARTICLE

[75] Inventors: Paul S. Bush, Lakewood, N.Y.;
Richard Bova, Corry, Pa.; Bruce
Anderson, Jamestown, N.Y.

[73] Assignee: Bush Industries, Inc., Jamestown,
N.Y.

[**] Term: 14 Years

[21] Appl. No.: 264,369

[22] Filed: Oct. 31, 1988

Related U.S. Application Data

[62] Division of Ser. No. 835,453, Mar. 3, 1986, Pat. No.
Des. 301,814.

[52] U.S. Cl. D6/436; D6/470

[58] Field of Search D6/432, 436, 470, 477,
D6/478, 479; 312/114, 204; 108/92, 108

[56] References Cited

U.S. PATENT DOCUMENTS

D. 297,141 8/1988 Goodlander D6/436
D. 299,090 12/1988 Roegner D6/436

Primary Examiner—Carmen H. Vales-Lado

Attorney, Agent, or Firm—Webb, Burden, Ziesenheim &
Webb

[57] CLAIM

The ornamental design for a video cabinet or similar
article, as shown and described.

DESCRIPTION



FIG. 1 is a front elevational view of a video cabinet or
similar article showing our new design;

FIG. 2 is a rear elevational view thereof;

FIG. 3 is a top plan view thereof;

FIG. 4 is a bottom plan view thereof; and

FIG. 5 is a side elevational view, the opposite side being
a mirror image thereof.






Fig. 1

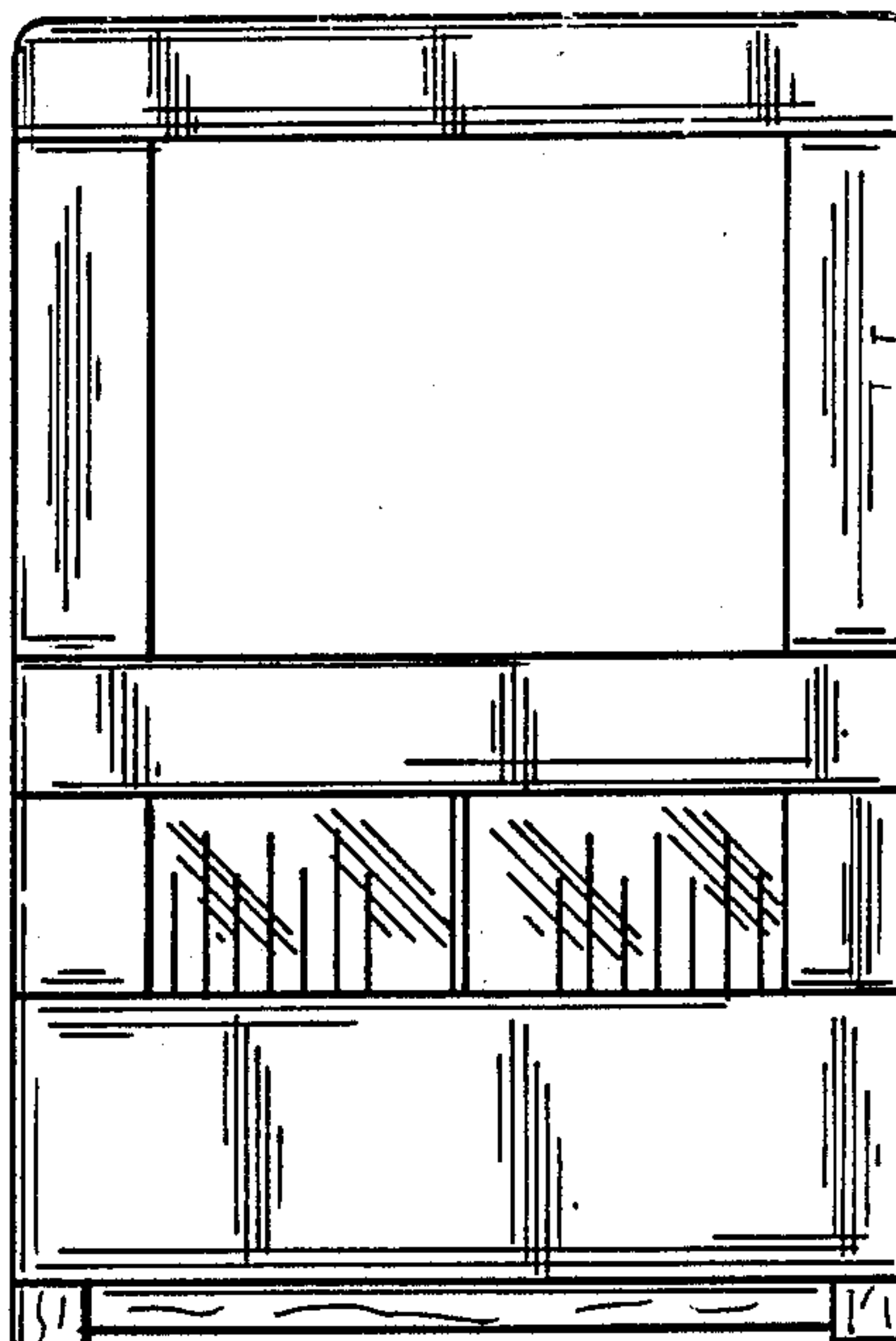


Fig. 2

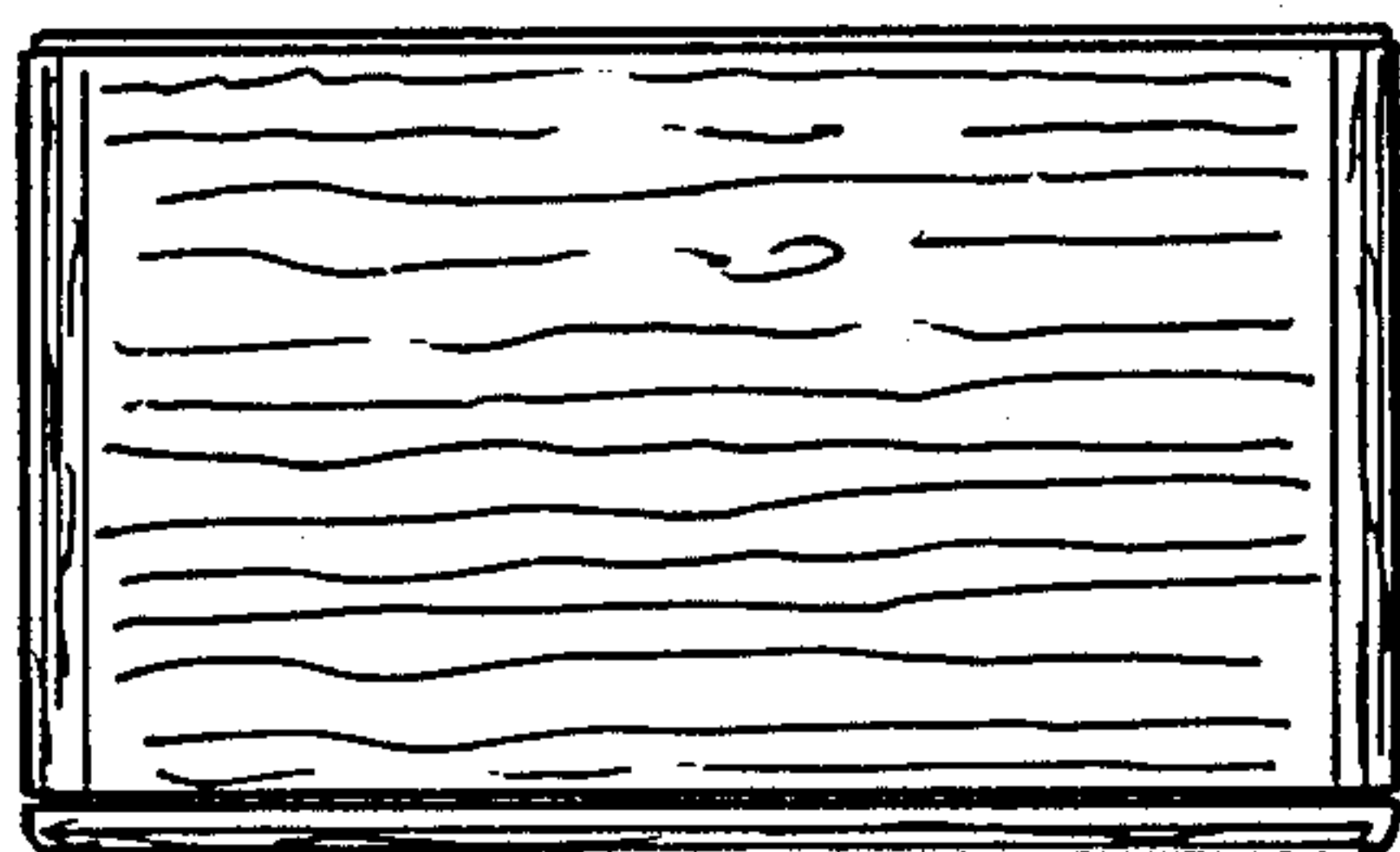


Fig. 3

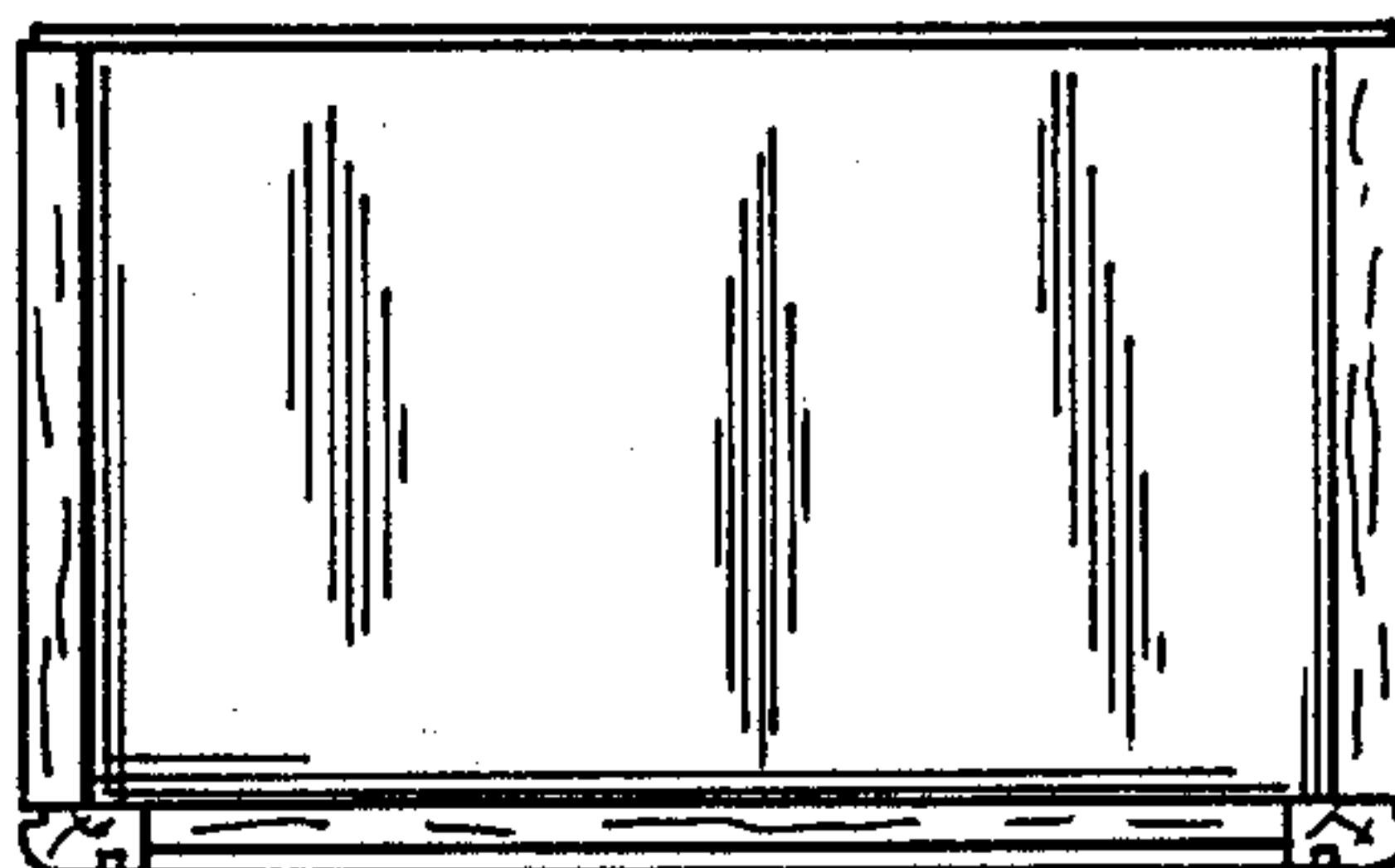


Fig. 4




Fig. 5

1-5