

[54] **COMPACT**

[75] **Inventor: David C. Hall, Solihull, England**

[73] **Assignee: Laughton & Sons Limited,
Birmingham, England**

[**] **Term: 14 Years**

[21] **Appl. No.: 41,359**

[22] **Filed: Apr. 23, 1987**

[30] **Foreign Application Priority Data**

Oct. 23, 1986 [GB] United Kingdom 1 037 591
[52] **U.S. Cl.** **D28/83**
[58] **Field of Search** **D28/38, 61, 73-91;
D3/39; D9/420; 220/DIG. 26; 206/235, 385,
823, 581; 362/135-137; 132/286, 288, 293, 294,
297-301, 303-305, 313-318**

[56] **References Cited**

U.S. PATENT DOCUMENTS

D. 111,662 10/1938 Parkin D28/77
D. 122,272 9/1940 Kotler D28/77 X
1,622,463 3/1927 Marcus 132/304 X
1,754,981 4/1930 Coryell 132/300 X



Primary Examiner—Louis S. Zarfaz
Attorney, Agent, or Firm—Michael Sand Co.,

[57] **CLAIM**

The ornamental design for a compact, as shown and described.

DESCRIPTION

FIG. 1 is a top plan view of a compact showing my new design,
FIG. 2 is an underneath plan view thereof,
FIG. 3 is a front elevational view thereof,
FIG. 4 is a rear elevational view thereof,
FIG. 5 is a side elevational view thereof, the opposite side being a mirror image of the side shown, and
FIG. 6 is a top plan view of the compact in an open position,
FIG. 7 is a perspective view of the compact in an open position.






FIG. 1.




FIG. 2.




FIG. 3.




FIG. 4.




FIG. 5.

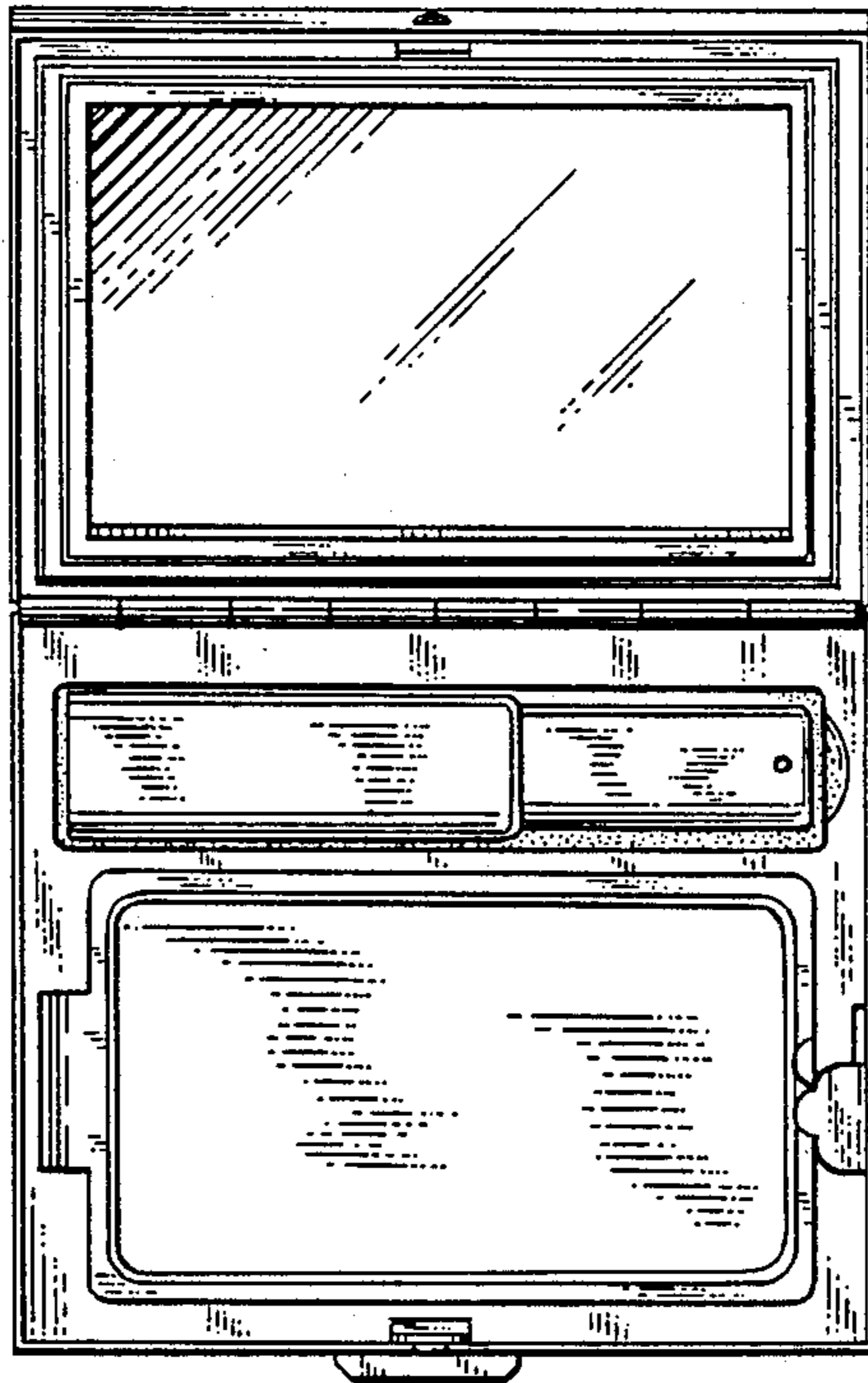


FIG. 6.




FIG. 7.