

United States Patent [19]

Mockovak

[11] Patent Number: Des. 305,162

[45] Date of Patent: ** Dec. 19, 1989

[54] COMBINED CLIPPER AND CAP THEREFOR

[75] Inventor: Robert A. Mockovak, Newton, Conn.

[73] Assignee: Remington Products, Inc.,
Bridgeport, Conn.

[**] Term: 14 Years

[21] Appl. No.: 33,167

[22] Filed: Mar. 31, 1987

[52] U.S. Cl. D28/53

[58] Field of Search D28/44-54;
30/29.5, 32, 34 R, 34.1, 41.9, 42, 43, 43.3-43.92,
85, 86, 90, 200-202, 210, 220

[56] References Cited

U.S. PATENT DOCUMENTS

D. 233,957 12/1974 Struck D28/44 X
2,055,129 9/1936 Hill et al. 30/29.5

2,680,289 6/1954 Ferraro 30/43.92 X
3,925,888 12/1975 Bozsanyi 30/29.5

Primary Examiner—Louis S. Zarfes

[57] CLAIM

The ornamental design for a combined clipper and cap therefor, as shown and described.

DESCRIPTION

FIG. 1 is a perspective view of a combined clipper and cap therefor showing my new design with cap removed;

FIG. 2 is a top plan view thereof;

FIG. 3 is a front elevational view thereof;

FIG. 4 is a right side elevational view thereof;

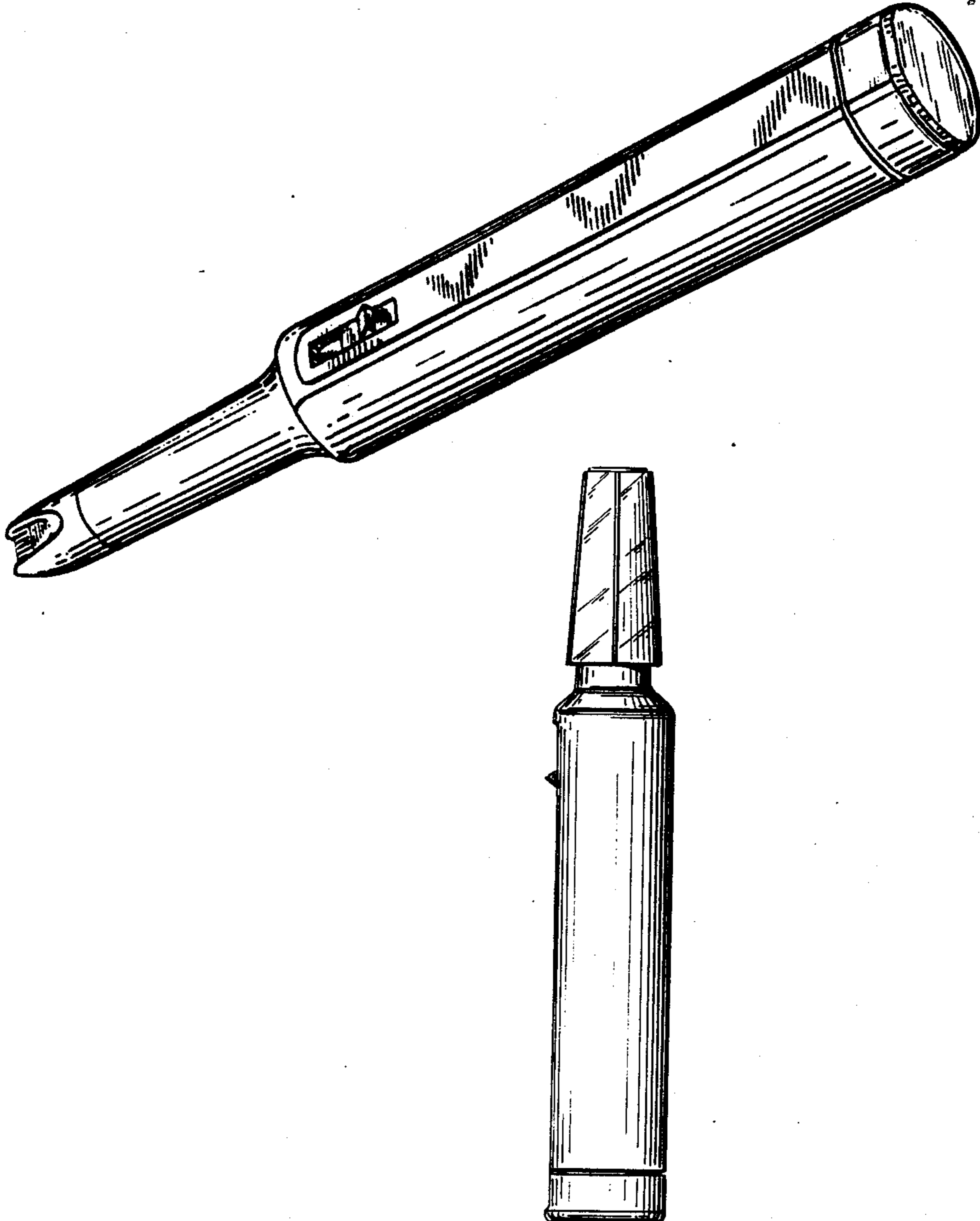
FIG. 5 is a rear elevational view thereof;

FIG. 6 is a bottom plan view thereof;

FIG. 7 is a top plan view of the design with cap in place;

FIG. 8 is a front elevational view thereof; and

FIG. 9 is a right side elevational view thereof.



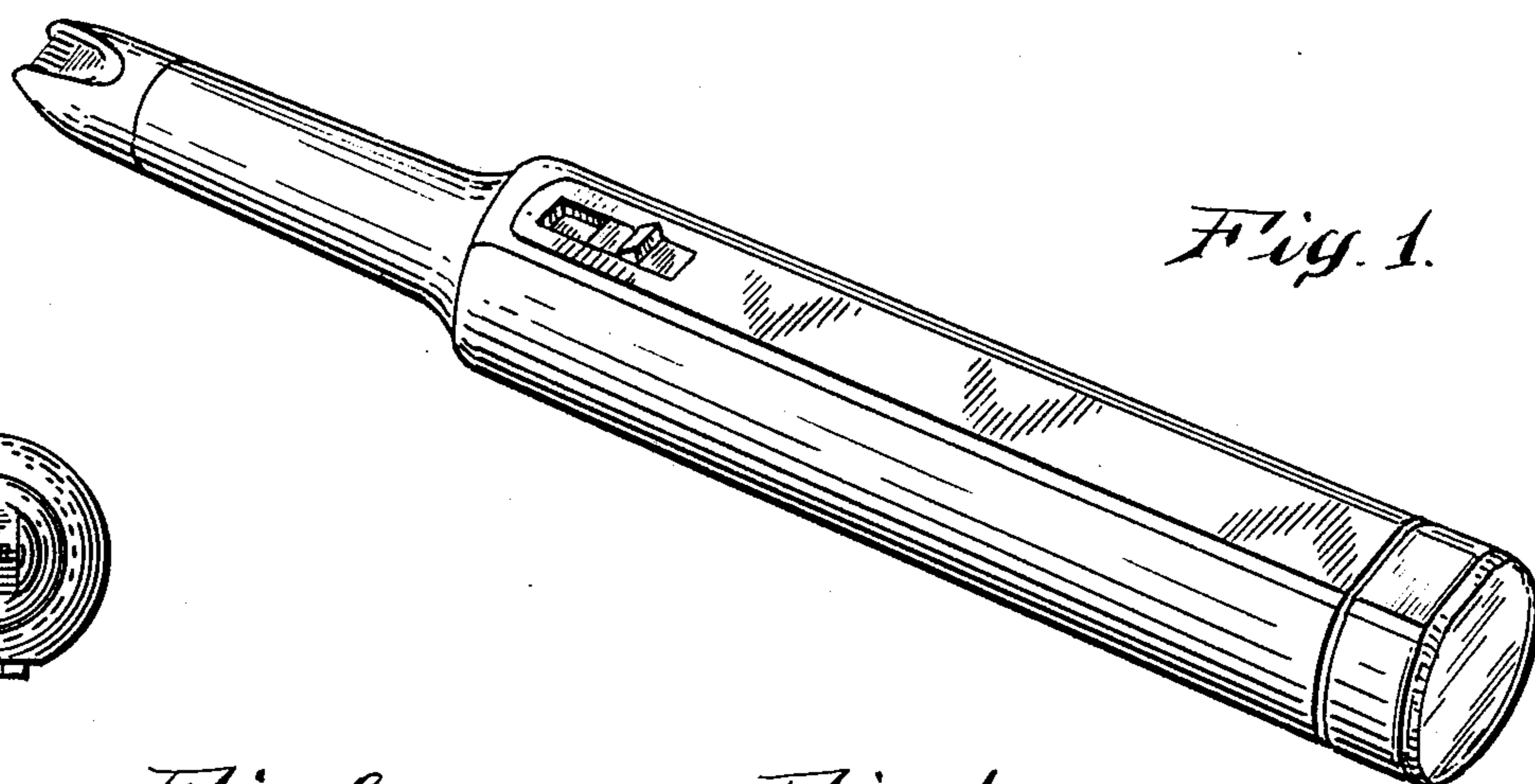


Fig. 1.

Fig. 2.

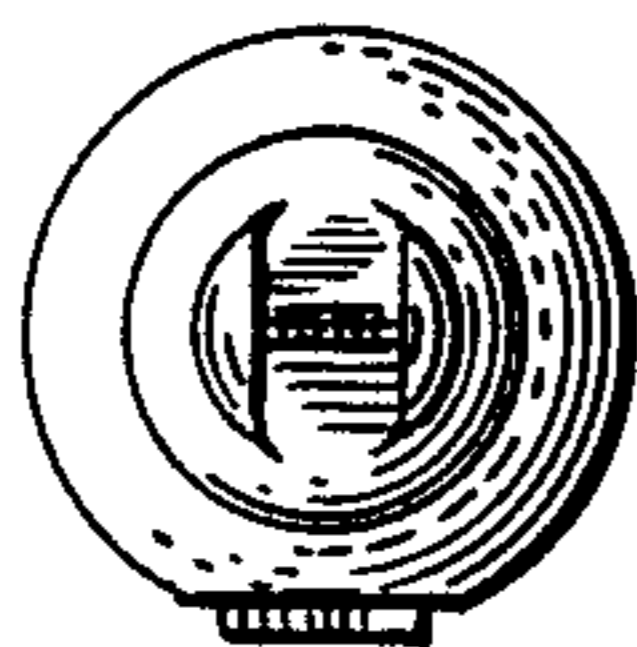


Fig. 3.




Fig. 4.





Fig. 5.

Fig. 6.

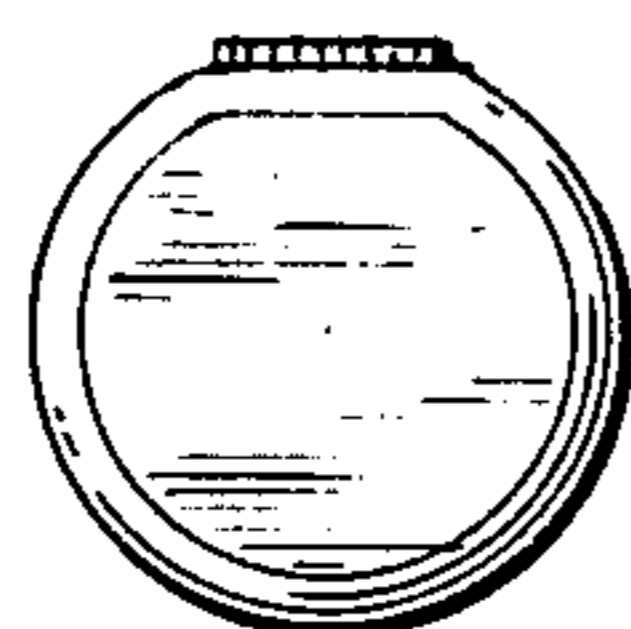


Fig. 7.

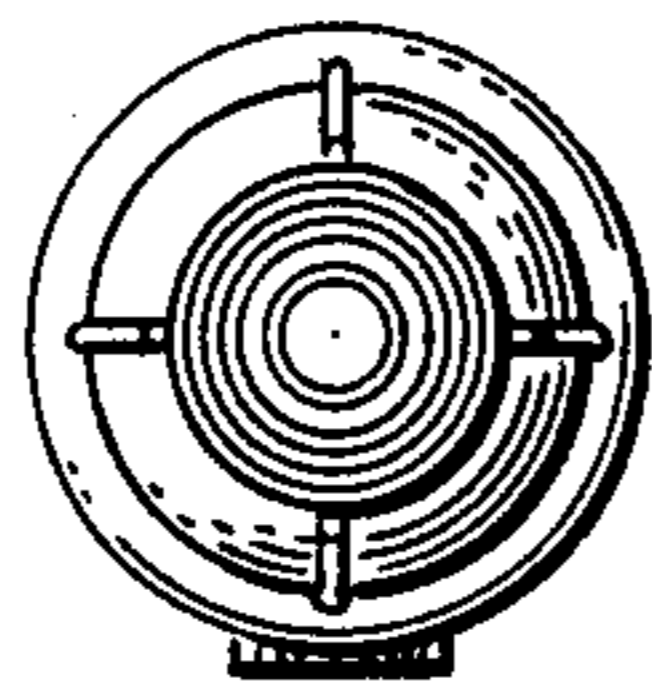


Fig. 8.




Fig. 9.

