

[54] **DRY SHAVER**

[75] **Inventor: Murray I. C. Camens, Singapore, Singapore**

[73] **Assignee: U.S. Philips Corporation, New York, N.Y.**

[**] **Term: 14 Years**

[21] **Appl. No.: 63,615**

[22] **Filed: Jun. 18, 1987**

[30] **Foreign Application Priority Data**

Dec. 19, 1986 [XH] Hague 61700-02
[52] **U.S. Cl. D28/51**
[58] **Field of Search D28/44-54;**
30/32, 34 R, 34.1, 41.9, 42, 43, 43.3-43.92, 90

[56] **References Cited**

U.S. PATENT DOCUMENTS

| | | | |
|------------|---------|------------------|----------|
| D. 270,385 | 8/1983 | Ullmann | D28/49 |
| D. 294,744 | 3/1988 | Pavlin | D28/49 |
| D. 294,874 | 3/1988 | Aoki et al. | D28/49 |
| 2,637,901 | 5/1953 | Kahn et al. | D28/51 X |
| 2,691,216 | 10/1954 | Ross | D28/51 X |


Primary Examiner—Louis S. Zarfes

[57] **CLAIM**

The ornamental design for a dry shaver, as shown.

DESCRIPTION

FIG. 1 is a front, top and left side perspective view of a dry shaver showing my new design;
FIG. 2 is a front elevational view thereof;
FIG. 3 is a rear elevational view thereof;
FIG. 4 is a left side elevational view thereof;
FIG. 5 is a right side elevational view thereof;
FIG. 6 is a top plan view thereof; and
FIG. 7 is a bottom plan view thereof.



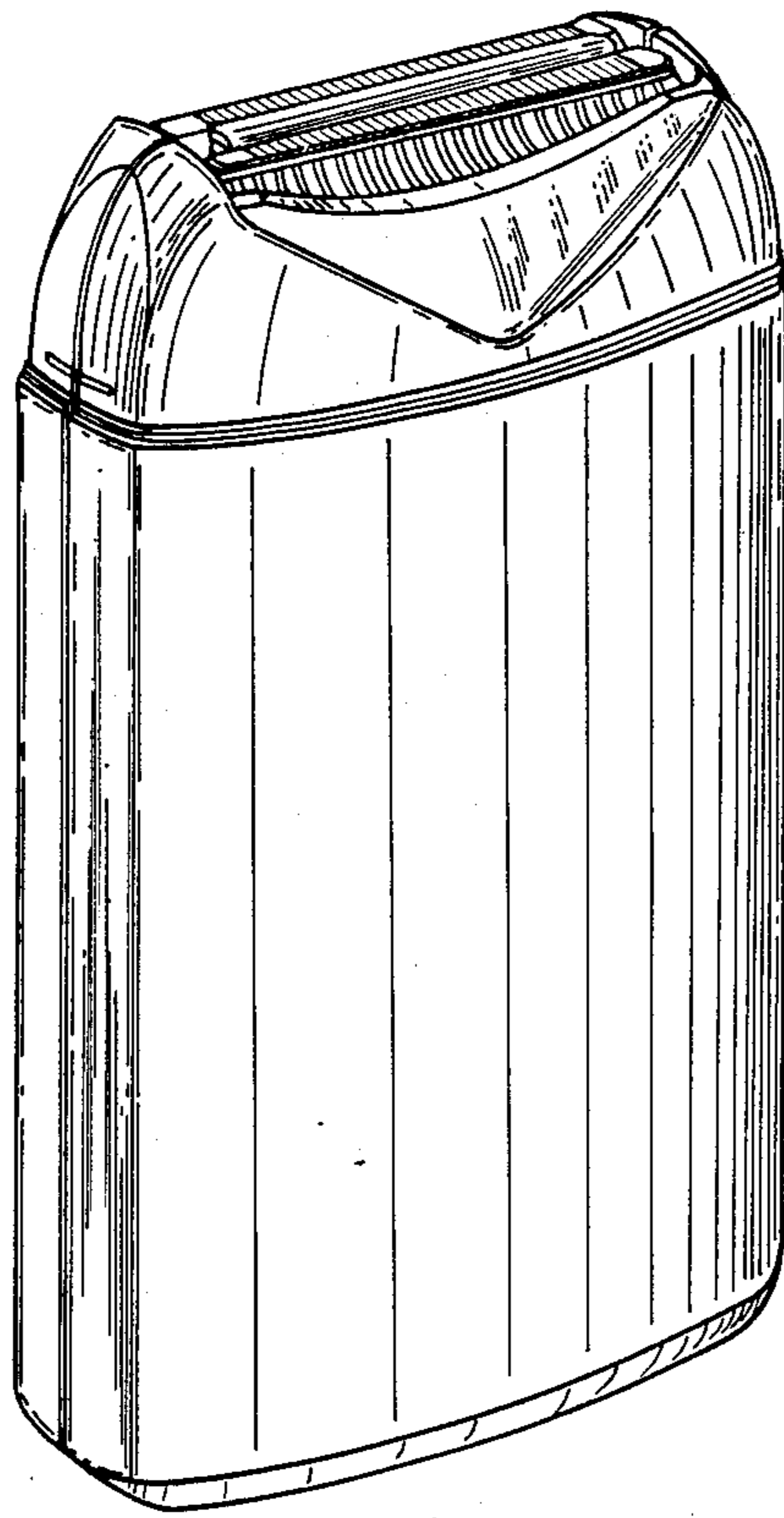


FIG. 1




FIG. 2




FIG. 3




FIG. 4




FIG. 5

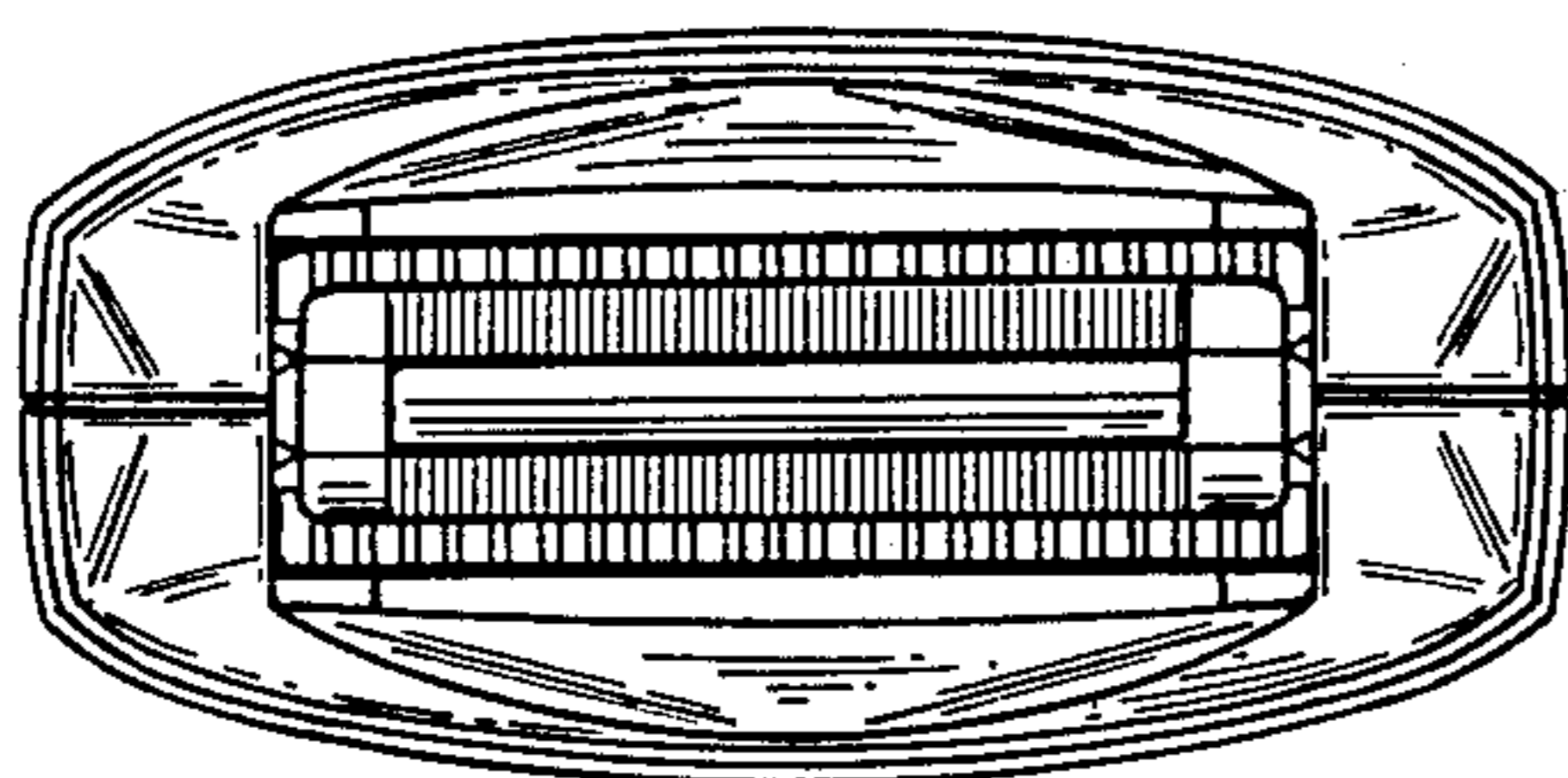


FIG. 6

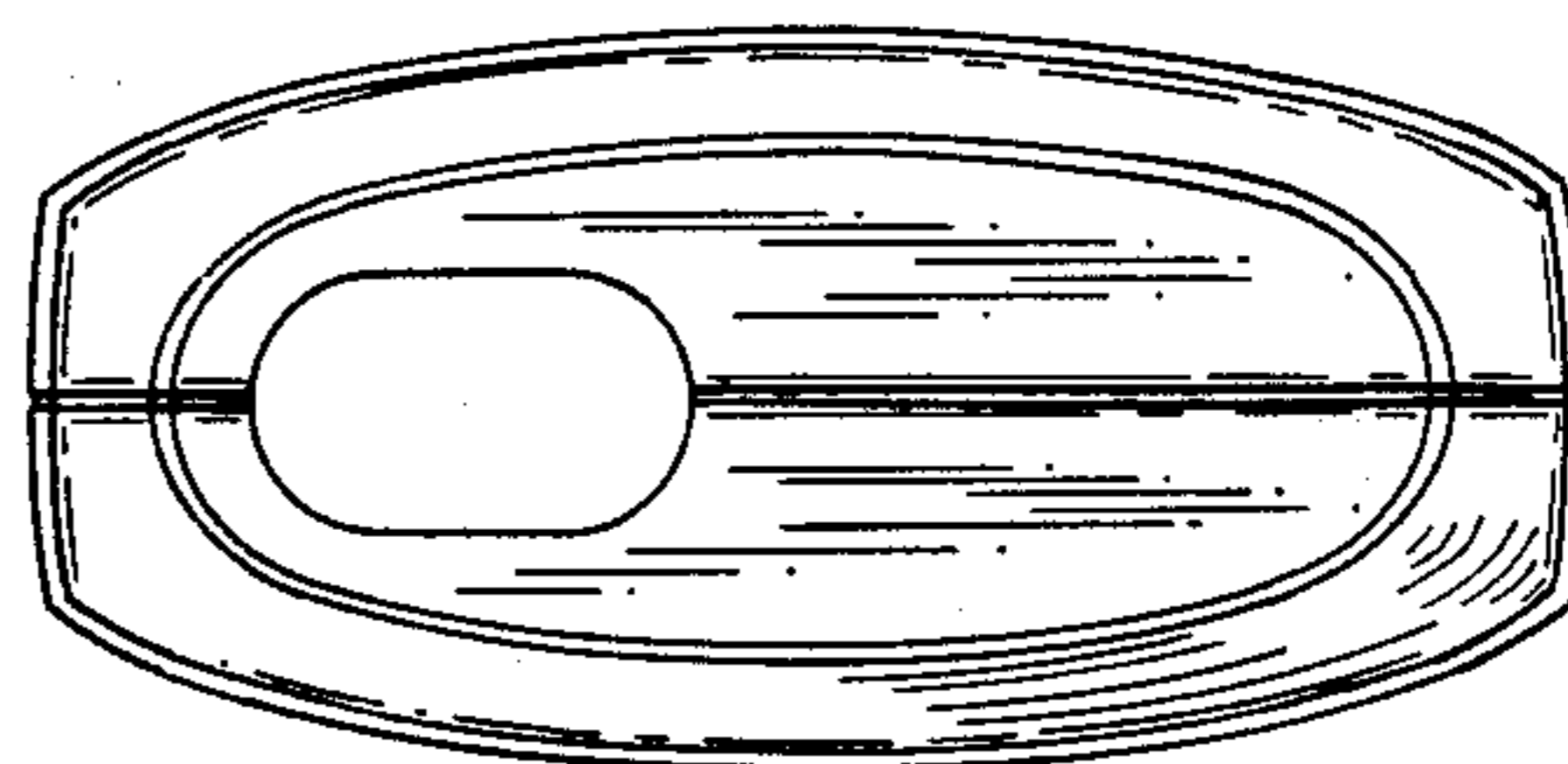


FIG. 7