

[54] COMBINED CURLER AND CAP THEREFOR

[75] Inventor: Rudolf Vackiner,
Mörfelden-Wolldorf, Fed. Rep. of
Germany

[73] Assignee: Rowenta-Werke GmbH

[**] Term: 14 Years

[21] Appl. No.: 59,318

[22] Filed: Jun. 8, 1987

[30] Foreign Application Priority Data

Jan. 28, 1987 [DE] Fed. Rep. of Germany 5 MR
10736

[52] U.S. Cl. D28/35; D28/29

[58] Field of Search D28/9-18,
D28/29, 24-26, 35; 219/222, 225; 132/7, 9, 31
R, 32 R, 37 B, 37 A

[56] References Cited

U.S. PATENT DOCUMENTS

D. 251,205 2/1979 Ergaver et al. D28/13
D. 269,298 6/1983 Oberheim D28/26

D. 272,662 2/1984 Smal D28/29 X
D. 281,727 12/1985 Tsuji D28/18 X
D. 290,529 6/1987 Tsuji et al. D28/35 X
D. 294,526 3/1988 Oberheim D28/35
D. 294,527 3/1988 Oberheim D28/35

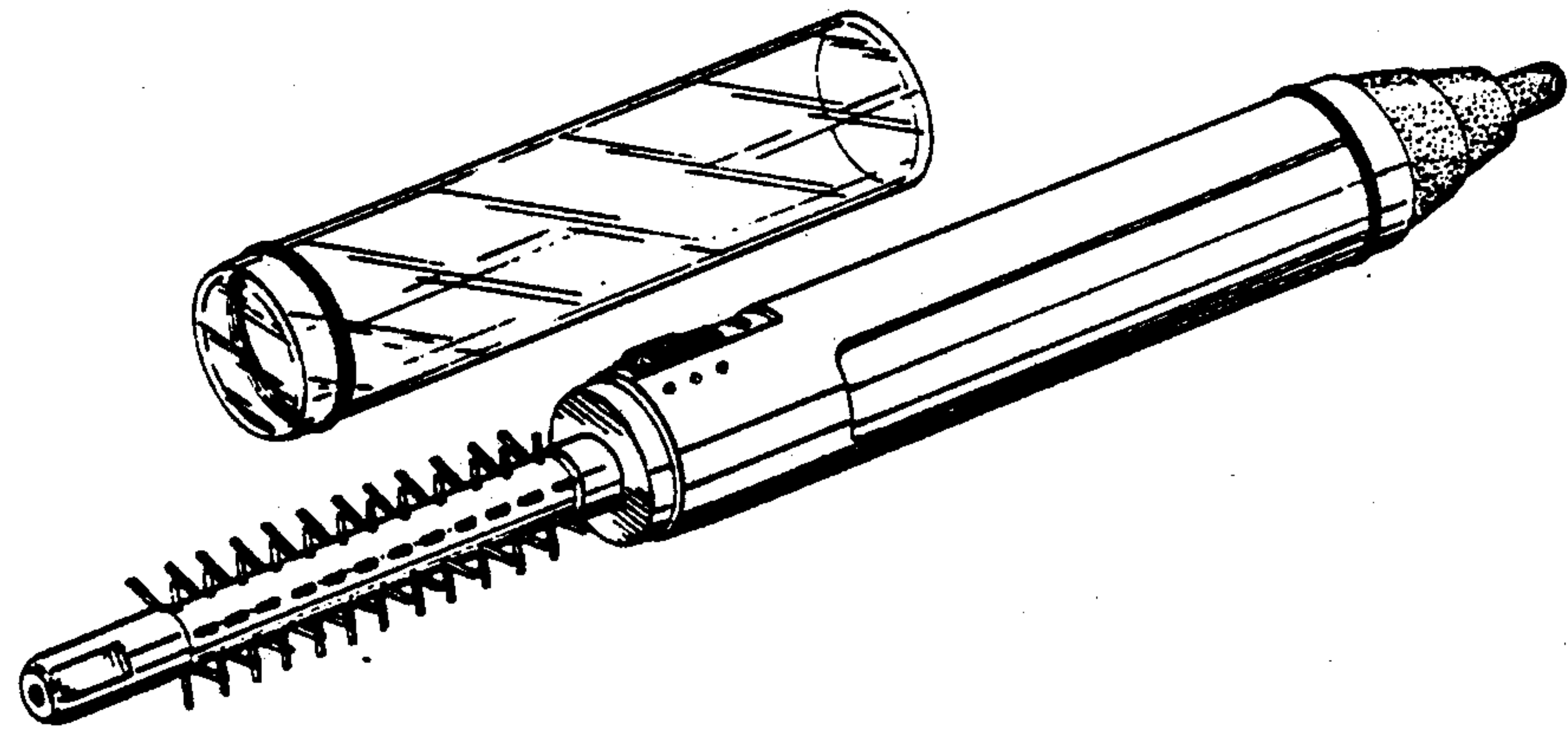
Primary Examiner—Louis S. Zarfaz
Attorney, Agent, or Firm—Toren, McGeady &
Associates

[57] CLAIM

The ornamental design for a combined curler and cap
therefor, as shown and described.

DESCRIPTION

FIG. 1 is a right side elevational view of a combined
curler and cap therefor showing my new design;
FIG. 2 is a left side elevational view thereof;
FIG. 3 is a top plan view thereof;
FIG. 4 is a bottom plan view thereof;
FIG. 5 is a front end elevational view thereof;
FIG. 6 is a rear end elevational view thereof;
FIG. 7 is a front perspective view thereof;
FIG. 8 is a rear perspective view thereof; and
FIG. 9 is an exploded perspective view thereof.



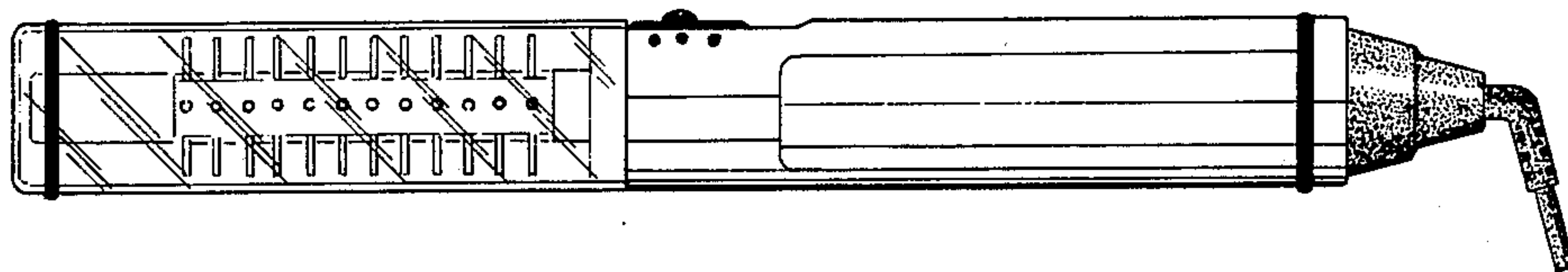


FIG.-1

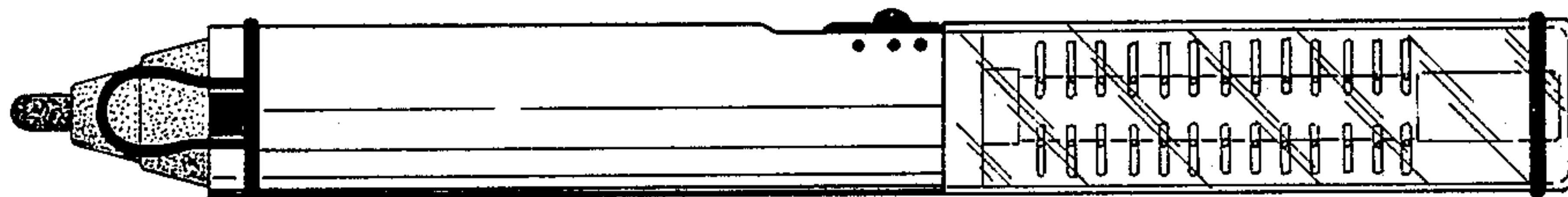


FIG.-2

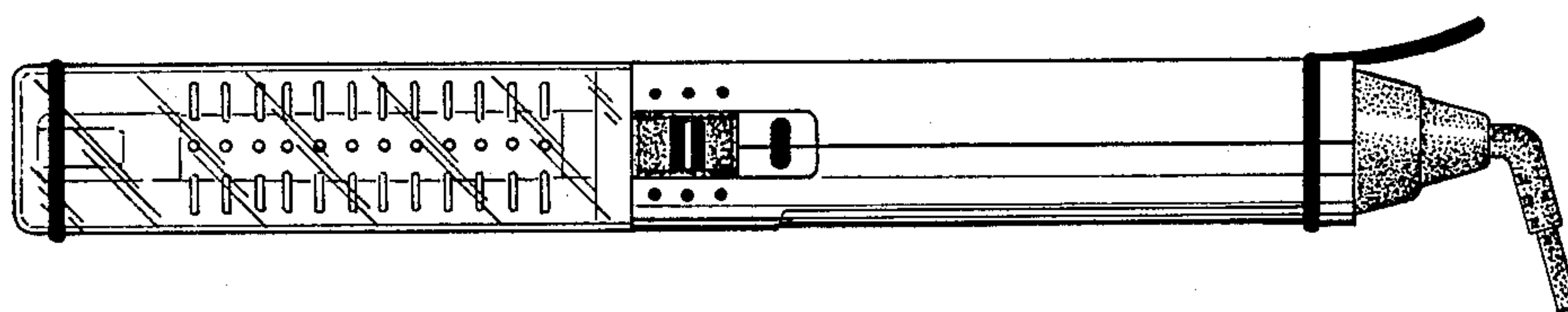


FIG.-3

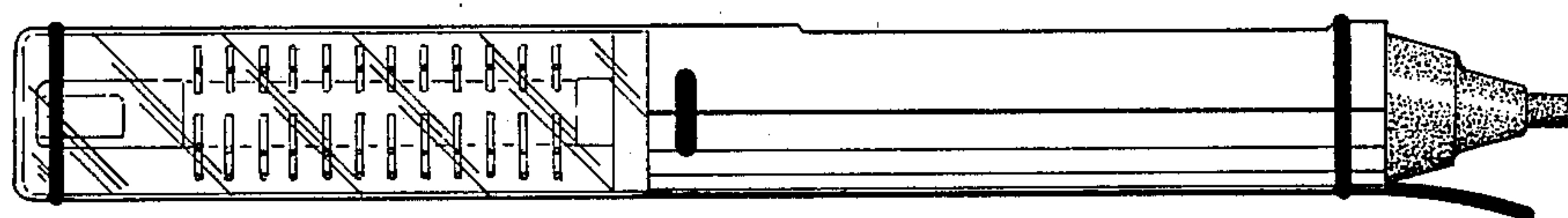


FIG.-4

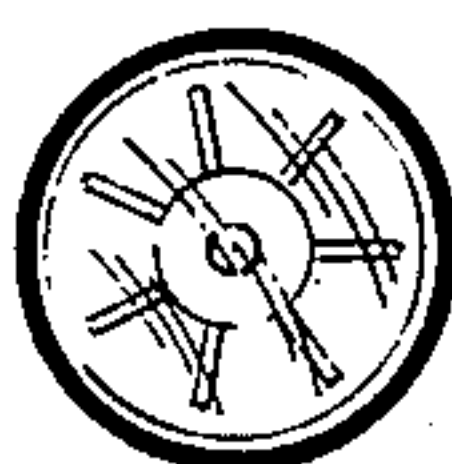


FIG.-5

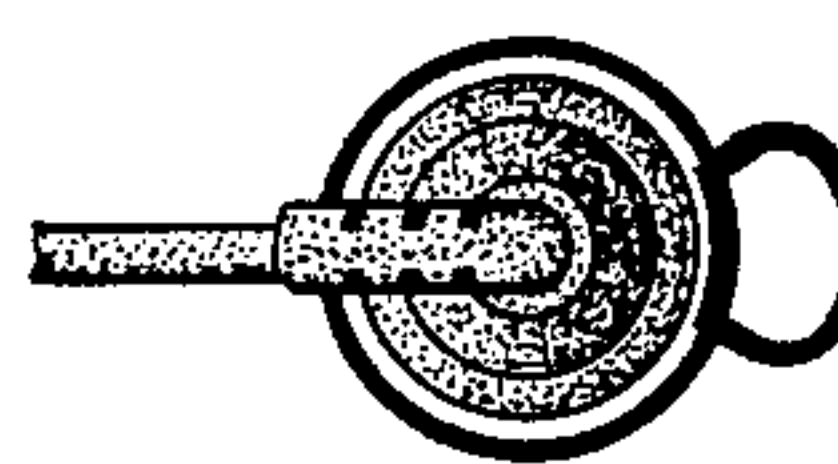


FIG.-6

