

United States Patent [19]

Fukagawa

[11] Patent Number: Des. 305,112

[45] Date of Patent: ** Dec. 19, 1989

[54] RADIATOR GRILLE FOR AN AUTOMOBILE

[75] Inventor: Kazumi Fukagawa, Tokyo, Japan

[73] Assignee: Toyota Jidosha Kabushiki Kaisha,
Toyota, Japan

[**] Term: 14 Years

[21] Appl. No.: 49,088

[22] Filed: May 13, 1987

[52] U.S. Cl. D12/163

[58] Field of Search D12/163; 180/68.6

[56] References Cited

U.S. PATENT DOCUMENTS

D. 249,498	9/1978	Tixier	D12/163
D. 274,234	6/1984	Koyanagi	D12/163
D. 285,299	8/1986	Wardle et al.	D12/163
D. 286,276	10/1986	Vahlenbreder	D12/163
D. 286,998	12/1986	Okumura	D12/163
D. 287,712	1/1987	Shimazaki	D12/163

FOREIGN PATENT DOCUMENTS

682091 7/1986 Japan .

Primary Examiner—James M. Gandy
Attorney, Agent, or Firm—Cushman, Darby & Cushman

[57] CLAIM

The ornamental design for a radiator grille for an automobile, as shown.

DESCRIPTION

FIG. 1 is a front perspective view of a radiator grille for an automobile showing my new design;
FIG. 2 is a front elevational view of FIG. 1;
FIG. 3 is a rear elevational view of FIG. 1;
FIG. 4 is a top plan view of FIG. 1;
FIG. 5 is a bottom plan view of FIG. 1;
FIG. 6 is a left side elevational view of FIG. 1;
FIG. 7 is a right side elevational view of FIG. 1; and
FIG. 8 is a cross sectional view taken along line VIII-VIII of FIG. 2.

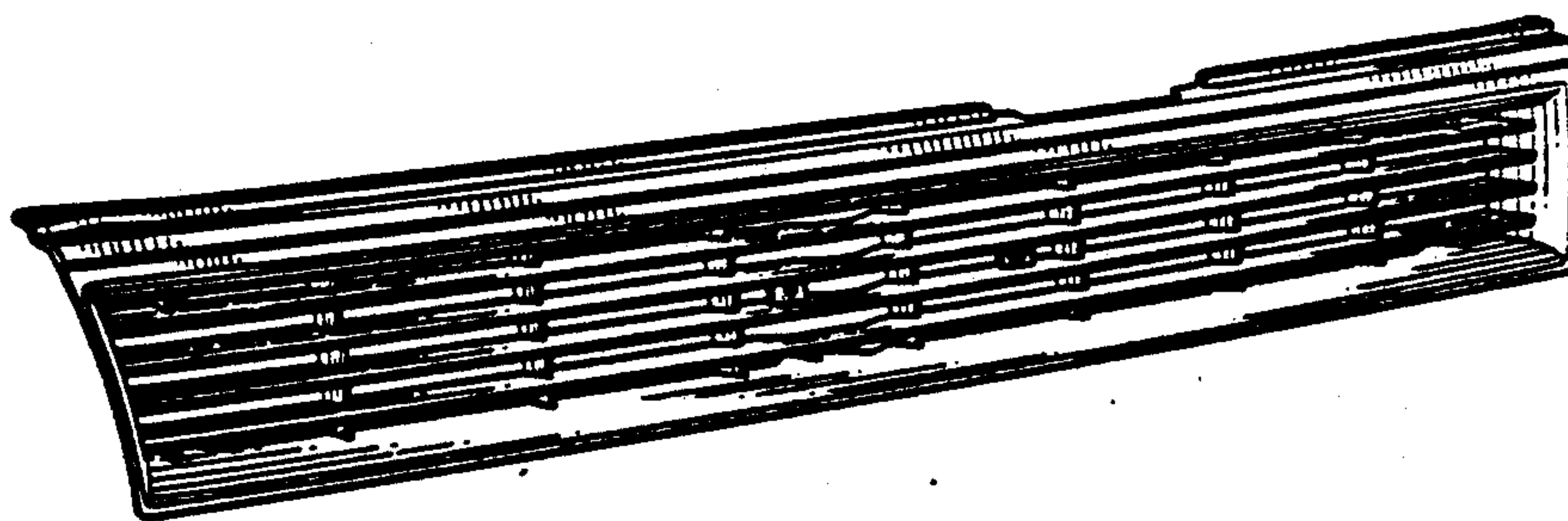


Fig. 1

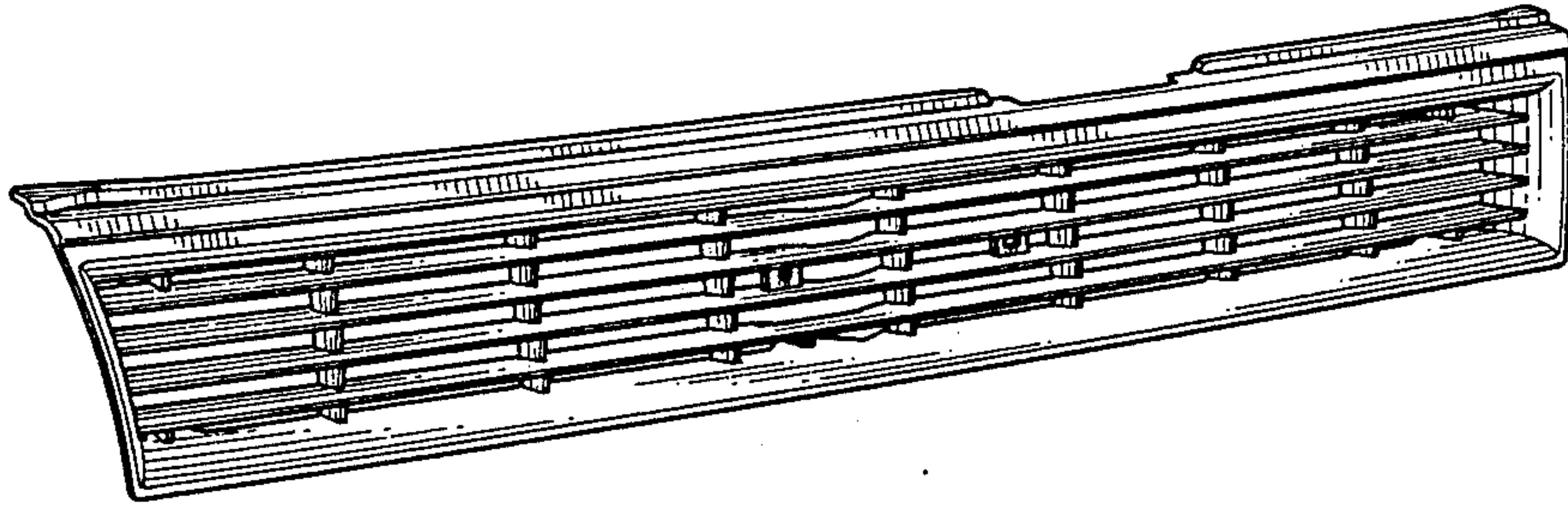
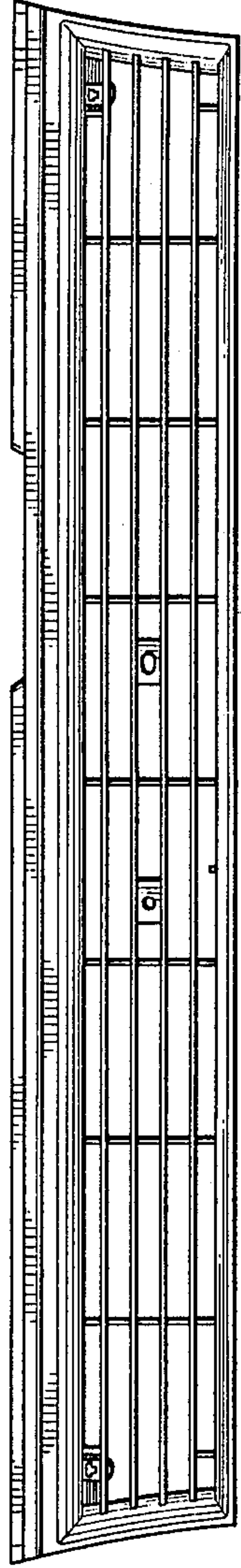
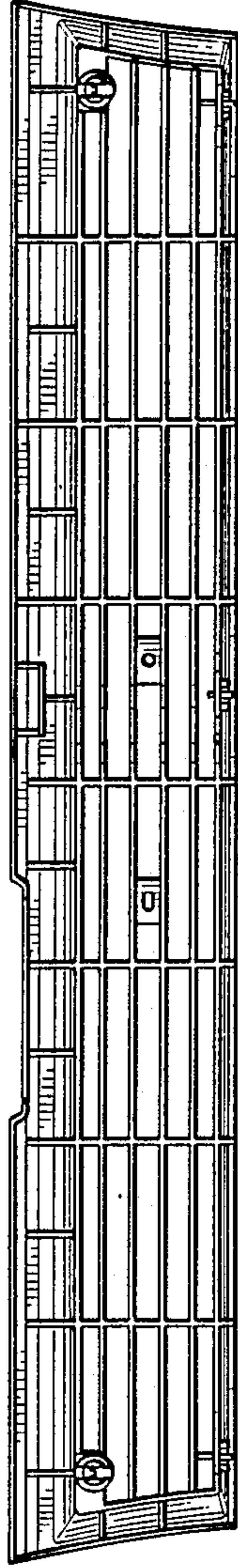


Fig. 2



← VIII

Fig. 3



← VIII

Fig. 4

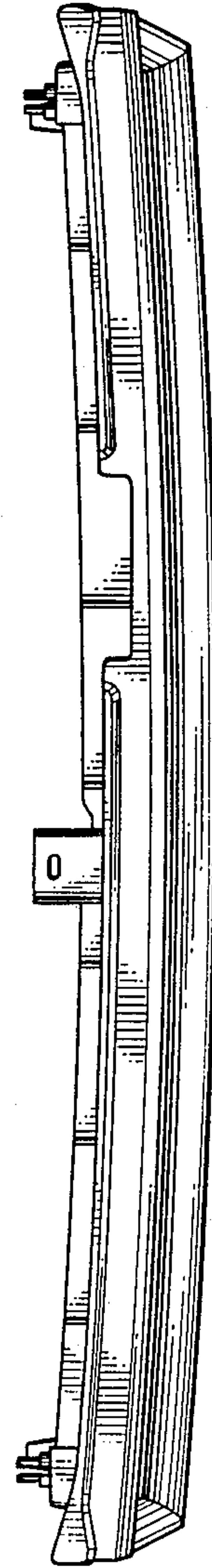


Fig. 5

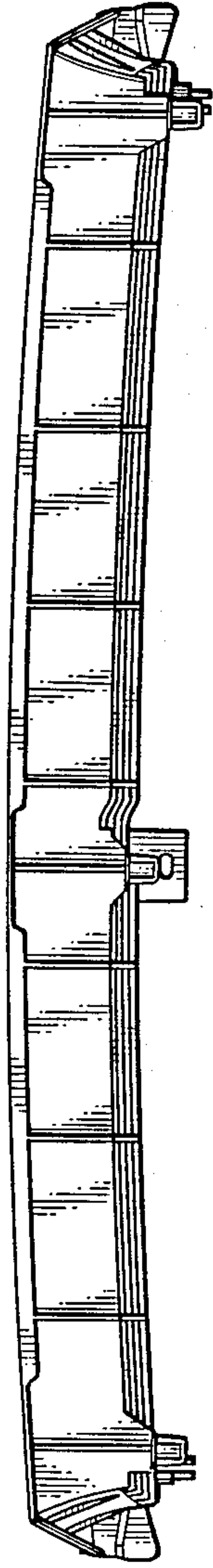


Fig. 6




Fig. 7

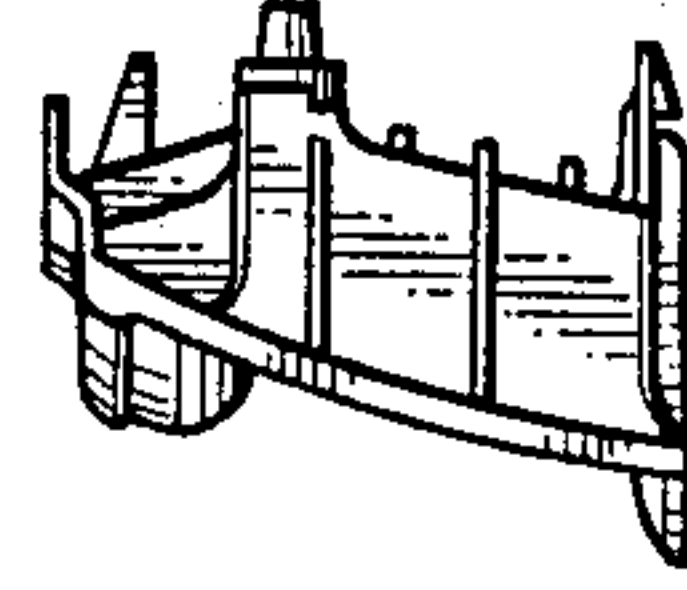


Fig. 8

